



FOR PASSENGER & LIGHT COMMERCIAL VEHICLES

IRIDIUM & NICKEL
TWIN TIP TECHNOLOGY
SPARK PLUGS



SPARK PLUG CATALOGUE 2017/2018

DENSO

www.densoautoparts.com.au

SPARK PLUG CHARACTERISTICS

PURIFIED ALUMINA POWDER INSULATOR

Provides exceptional dielectric strength & thermal conductivity allowing the material to stand up to extreme stress.

MACHINE-ROLLED THREADS

For trouble-free installation & removal. Prevents seizing or cross-threading of the Spark Plug on removal.

FIVE-RIB DESIGN

The five-rib design prevents flashover & decreases voltage loss.

COPPER-GLASS SEAL

Bonds the centre electrode & insulator together for a gas-tight seal. Maintains proper heat & excludes hot combustion gases.

COPPER-CORED CENTRE ELECTRODE

Ensures superior thermal conductivity.

100% PRE-FIRED

All DENSO Spark Plugs are 100% pre-fired to assure the highest quality possible.

TWIN TIP TECHNOLOGY

Reduced quenching results in larger flame. Faster flame propagation for more complex combustion.

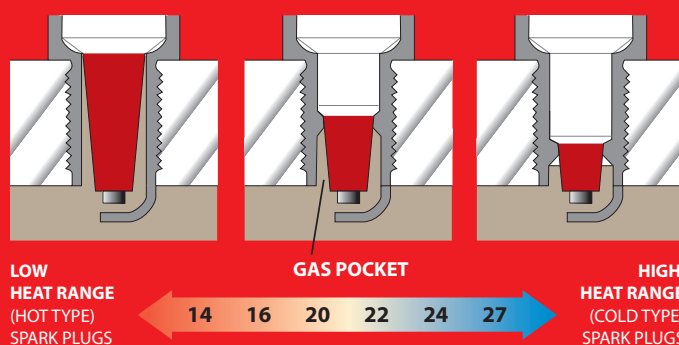
SPARK PLUG HEAT RANGE

Low heat range plugs have long insulator leg sections and the surface area affected by the flame and the gas pocket capacity are large.

Also, since the heat release path from the insulator leg section to the housing is long, heat dispersal is low and the temperature of the centre electrode rises easily.

On the other hand, high heat range plugs have short insulator legs and the surface area affected by the flame and the gas pocket capacity are small.

Because the heat release path from the insulator leg section to the housing is short, heat dispersal is high and the temperature of the centre electrode does not rise easily.



CONTENTS

IMPORTANT INFORMATION	1
INSTALLATION INSTRUCTIONS	2
FAILURE MODES OF SPARK PLUGS	3
COMPARISON BETWEEN GENUINE DENSO & FAKE SPARK PLUGS	4
THE DENSO DIFFERENCE	6
NICKEL TT EXPLANATION	8
NICKEL TT ADVANTAGES	9
IRIDIUM TT EXPLANATION	11
SPARK PLUG IDENTIFICATION TABLES	13
NICKEL TT SPECIFICATIONS	15
IRIDIUM TT SPECIFICATIONS	16
APPLICATION TABLE	17
CROSS REFERENCE - NGK > DENSO	173
CROSS REFERENCE - BOSCH > DENSO	206
CROSS REFERENCE - CHAMPION > DENSO	222
CROSS REFERENCE - DENSO STANDARD > IRIDIUM & TT SPARK PLUGS	241

ABOUT THIS CATALOGUE

This catalogue has been issued by DENSO Automotive Systems Australia to assist the user in finding suitable DENSO spark plugs for Australian vehicle applications. DENSO does not warrant the accuracy of the contents and, to the extent allowable by Australian law, accepts no responsibility for any claims arising from the use of this catalogue.

- > The comparison tables in this catalogue do not guarantee the performance of these spark plugs when installed into the vehicles shown in the tables and are intended as reference only.
- > The spark plug specifications (construction, material, etc.) differ from one manufacturer to another.
- > Select a suitable type of spark plug from the application tables in this catalogue. If you are using a tuned or modified vehicle, the recommended spark plug may no longer be suitable, select an appropriate type of spark plug according to your own judgment and at your own responsibility.
- > The spark plugs listed in this catalogue cannot be used in an engine that is to be mounted in an aircraft, drone, in a generator or Gas Heat Pump system, or for igniting a gas burner.
- > The contents of this catalogue are valid as of 1st Jan 2017. Subsequent to this date, the information may no longer match the actual product. Some parts of the previous catalogue have been updated. If you retain a copy of the previous catalogue, please discard it.
- > Some spark plugs are available through authorised car dealerships only. Where this catalogue indicates "Dealer Sales", please contact your closest vehicle dealership.
- > The appearance and specifications of the product are subject to change without prior notice.
- > The images of spark plugs indicated in the catalogue are conceptual diagrams, and sometimes differ from the actual products.

PRECAUTIONS WHEN PURCHASING & USING SPARK PLUGS

- > Be sure to turn off the engine before replacing or adjusting the plugs. Failure to heed this warning may result in a fire or an electric shock.
- > Sometimes, if you install the spark plugs into a modified engine, the spark plugs may interfere with the valves or pistons. This can cause damage not only to the spark plugs but to the valves and pistons as well.
- > Do not drop a spark plug onto a hard floor. This may cause the spark plug to crack internally or the gap to be narrowed, preventing it from functioning correctly.
- > Before using spark plugs, carefully read the instructions at the back of the package, and use the spark plugs correctly.

SPARK PLUG SELECTION

When selecting an appropriate type of spark plug, check the vehicle manual, the maintenance manual and the application table in this catalogue, and select spark plugs with the correct dimensions and heat range.

HEAT RANGE	APPLICATION
31	TO PREVENT PLUG OVERHEATING
27	
24	STANDARD PLUGS
22	
20	TO PREVENT CARBON FOULING/OIL FOULING

LOW ← → HIGH
LEVEL OF TUNING

NORMAL VEHICLES

- > Use a spark plug that has a standard heat range. If this type of spark plug is used for traveling at low speed or over short distances (resulting in the occurrence of carbon fouling) it is recommended that you use spark plugs that have a low heat range.
- > Do not use a non-resistor type plug in an engine when a resistor type plug is specified. This may result in engine trouble due to noise accompanying the spark discharge.
- > If you install extended type spark plugs (J, QJ, KJ, PKJ, SKJ, VKJ, TJ, etc.) in a non-designated engine, they may interfere with the valves and pistons, causing damage to the engine and the spark plugs.

TUNED OR MODIFIED VEHICLES

- > When using a tuned or modified vehicle that also has a modified engine (or one which uses a muffler, ignition coil, plug cords, turbo unit or commercially available electronic ignition system, or a NOS*, it is necessary to increase the heat range of the plugs to a value that matches the tuning level. If you do not select the plugs correctly, trouble such as carbon fouling/oil fouling or pre-ignition (a naturally occurring phenomenon in which combustion occurs prior to the emission of a spark from the plug) will occur, which may result in a breakdown of the vehicle.
- > When using a tuned or modified vehicle, select a heat range using your own judgment and at your own responsibility.

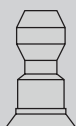



* NOS: A device which injects nitrous oxide together with gasoline into the air intake in order to increase the engine power.

IRIDIUM RACING SPARK PLUGS

- > Iridium Racing plugs are intended for racing and also for tuning up. Set the heat range of the plugs to match the tuning level, based on the heat range of the standard plugs or Iridium Power plugs.
- > Generally, a plug that protrudes into the combustion chamber has superior ignition performance, resulting in Improved engine performance. On the other hand, this type of plug is liable to be exposed to the high-temperature combustion gas, and also the length of the grounding electrode increases, reducing the heat resistance and durability of the plug. For this reason, the higher the tuning level becomes, the greater is the necessity to use a type of plug that has a recessed electrode.
- > When the tuning level rises, the necessity of using high heat range plugs increases.
- > When using Iridium Racing plugs, select them according to your judgment and at your own responsibility.

USING A PLUG FITTED WITH A TERMINAL NUT

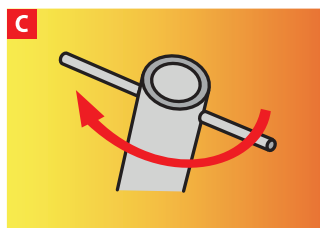
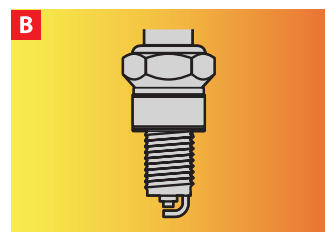
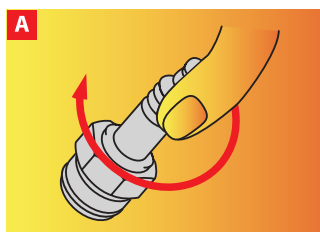
If you use a plug fitted with a terminal nut when the terminal nut is loose, the engine is likely to malfunction. If the part number of the plug includes the notation "R" alongside "Terminal shape" or "NUT," and the plug is used with the terminal nut fitted, securely tighten the nut using pliers, or the like. In the case of a plug whose part number includes the notation "RC" alongside "Terminal shape" or "NUT," the terminal nut is crimped and will not work loose under normal applications. However, if vibration of the engine and/or the plug cord is severe, the nut may on rare occasions become loose. Keep this possibility in mind, and periodically inspect the nut. If it is loose, re-tighten it securely.

S: SOLID (INTEGRATED TYPE)	R: NUT TYPE (NO CRIMPING)	RC: NUT TYPE (WITH CRIMPING)	T: SCREW TYPE
			
TERMINAL CANNOT BE REMOVED	TERMINAL CAN BE EASILY REMOVED	TERMINAL NUTS CAN BE REMOVED USING PLIERS	TERMINAL NUTS ARE NOT PROVIDED

RECOMMENDED TORQUE & ANGLE OF ROTATION FOR DENSO PLUGS:

It is necessary to install the plugs in the engine using the correct torque. If the torque is too low, the plugs are liable to work loose due to leakage of combustion gas or vibration, resulting in possible damage to the engine and the plugs. Conversely, if the torque is too high, the crimping between the insulator and the housing is liable to become loose, causing the integrity of the seal to be impaired or the mounting screw thread to break.

1. Use the correct wrench that matches the hex part of the plug. Take care not to damage the insulator.
2. When carrying out this work, take steps to ensure that oil, dust and foreign objects in the vicinity of the cylinder head do not enter the engine.
3. Before installing the plug, clean the mounting seat on the engine side, check that there is a gasket, and then insert the plug into the mounting seat. Make sure the plugs are vertical and tighten them by hand until they cannot be tightened any further (A+B).
4. When carrying out this work, hold the plug vertically, and then lightly tighten it by hand or by using a plug wrench.
5. Next, using a plug wrench, tighten the plug to the recommended torque or the recommended angle indicated in the table below.



If you tighten the plug to a greater rotation angle or torque than that indicated in the table below, the engine may become damaged or the screw thread of the plug may break, so be careful. If you apply grease or another screw thread lubricant to the threaded part of the plug, you are liable to tighten the plug to an excessive degree, impairing the integrity of the seal, even if you apply no more than the recommended torque. For this reason, do not coat the plug with screw thread lubricant. If you apply the plug wrench obliquely, an unreasonable force may be applied to the insulator, causing it to crack, as indicated in the figure below. For this reason, be careful not to hold the wrench obliquely.

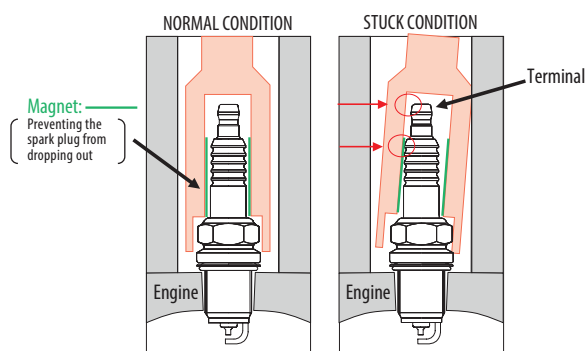
THREAD SIZE	APPLICATION MODELS	RECOMMENDED TORQUE	RECOMMENDED TIGHTENING ANGLE	
			NEW PLUG	PREVIOUSLY USED
M8	All Types	8-10Nm	About 1 Turn	About 1/12 Turn
M10	Types other than the ones shown below	10-15Nm	About 1/3 Turn	About 1/12 Turn
M10	UFE, IUH, VUH, VNH Types	10-15Nm	About 2/3 Turn	About 1/12 Turn
M10	Stainless Gasket Type ^{(*)1}	10-15Nm	About 3/4 Turn	About 1/12 Turn
M12	All Types	15-20Nm	About 1/3 Turn	About 1/12 Turn
M14	Types other than the ones shown below	20-25Nm	About 1/2 Turn	About 1/12 Turn
M14	Stainless Steel Gasket ^{(*)2}	20-30Nm	About 2/3 Turn	About 1/12 Turn
M18	All Types	30-40Nm	About 1/4 Turn	About 1/12 Turn
M14 (Taper seat)	All Types	10-20Nm	About 1/16 Turn	About 1/16 Turn

^{(*)1} VUH27ES, U24FER9S ^{(*)2} IK16G, IK20G, IK22G, K20PR-U8S, K20PR-U9S, KJ20DR-M11S, PK22PR-L11S, SK20PR-N9S, SK22PR-M11SKJ20DR-M11S, VK16G, VK20G, VK22G

CRACKING OF THE INSULATOR




The plugs of recent engines are installed in deep plug holes, so it may be difficult to notice whether or not you are holding the wrench obliquely when installing or removing the plugs. However, if you turn the wrench in this condition, the head of the insulator may stick, causing an unreasonable force to be applied to it. As a result, the insulator is liable to crack.

*The mode of occurrence differs according to the construction and dimensions of the plug holes in the engine, and also the type of wrench used.












ADJUSTMENT OF THE PLUG GAP

Do not adjust the gap of a plug with a fine electrode, such as a platinum plug or an iridium plug, as this may result in damage to the centre or ground electrodes.

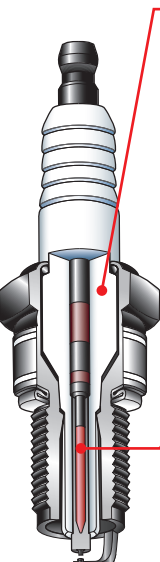





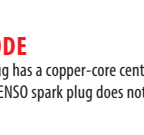
CONDITION	NORMAL	CARBON FOULING	OIL FOULING
APPEARANCE			
	When using unleaded gasoline, the base of the insulator often becomes white or gray. The electrode may become slightly burned. When using leaded gasoline, the base of the insulator becomes light brown.	Dried carbon is deposited, covering the insulation base & electrode area.	The base of the insulator & electrode become shiny black, covered with oil or gasoline.
ENGINE	The engine runs in excellent condition when starting or driving, both at high or low speeds.	Engine startability worsens & “misses” at low speeds. If not corrected, the engine may stall & have poor acceleration. Nearly 90% of engine trouble from spark plugs is caused by carbon fouling or oil fouling.	Engine startability worsens & “misses” at low speeds. If not corrected, the engine may stall & have poor acceleration. Nearly 90% of engine trouble from spark plugs is caused by carbon fouling or oil fouling.
CAUSES		<ol style="list-style-type: none"> 1. Inappropriate thermal value. 2. Engine idling for a long time, or driving in low temperatures. 3. Rich air-fuel mixture. 4. Clogged air filter. 5. Delay in ignition timing. 	<ol style="list-style-type: none"> 1. Oil leakage into the combustion chamber due to frictional wear of the piston rings, valve guides, or cylinder wall. 2. Rich air-fuel mixture.
SOLVE THE PROBLEM		<ol style="list-style-type: none"> 1 or 2. Use a spark plug with a thermal value that is one level lower, or adjust engine idling. 3 to 5. Perform complete readjustment & tune-up. 	<ol style="list-style-type: none"> 1. Spark plugs may become wet until the oil flow control becomes normal during pre-conditioning runs with a new engine or an engine immediately after an overhaul. In such cases, simply clean the plug & reinstall it. In other cases, the engine basically requires a complete overhaul. 2. Adjust the carburetor.

CONDITION	OVERHEATING	PRE-IGNITION	INSULATOR BREAKAGE
APPEARANCE			
	The base of the insulator will be burned & become bleach white from the heat. The electrode will also be burned & become white or dark purple. Electrodes will wear out soon.	The electrode may melt. In extreme cases, the base of the insulator also melt.	The base of the insulator has a vertical crack. The appearance of the spark plug is similar to problems with overheating or lead fouling.
ENGINE	The base of the insulator has a vertical crack. The appearance of the spark plug is similar to problems with overheating or lead fouling.	This is caused by overheating. Temperatures in the combustion chamber increase rapidly, destroying not only the spark plug, but the piston head also.	This is caused by overheating. Temperatures in the combustion chamber increase rapidly, destroying not only the spark plug, but the piston head also.
CAUSES	<ol style="list-style-type: none"> 1. Inappropriate thermal value of plug. 2. Use of low octane gasoline. 3. Ignition timing set too early. 4. Inappropriate cooling. 5. Poor air-fuel mixture. 	<ol style="list-style-type: none"> 1. Inappropriate thermal value of plug. 2. Use of low octane gasoline. 3. Ignition timing set too early. 4. Inappropriate cooling. 5. Poor air-fuel mixture. 	<ol style="list-style-type: none"> 1. Inappropriate thermal value of plug. 2. Ignition timing set too early. 3. Inappropriate cooling. 4. Poor air-fuel mixture.
SOLVE THE PROBLEM	<ol style="list-style-type: none"> 1. Use a spark plug with a higher thermal value. 2. Use higher octane gasoline. 3. Adjust the ignition timing. 4. Check the cooling system. 5. Adjust the carburetor. 	<ol style="list-style-type: none"> 1. Use a spark plug with a higher thermal value. 2. Use higher octane gasoline. 3. Adjust the ignition timing. 4. Check the cooling system. 5. Adjust the carburetor. 	<ol style="list-style-type: none"> 1. Use a spark plug with a higher thermal value. 2. Adjust the ignition timing. 3. Check the cooling system. 4. Adjust the carburetor.

APPEARANCE

	DENSO	FAKE	
			TERMINAL Terminal has a glossy finish.
			MARKINGS Printed wording can be scraped off.
			HOUSING Poor surface finish.
			SCREWS & ELECTRODE Poor thread quality and finish.

SECTION

	DENSO	FAKE	
			CERAMIC INSULATOR Poorly manufactured ceramic insulator with visible air bubbles trapped within which affect heat dissipation capability.
			
			CENTRE ELECTRODE A genuine DENSO Spark Plug has a copper-core centre electrode with excellent heat conductivity. A fake DENSO spark plug does not, retaining heat that causes meltdown.

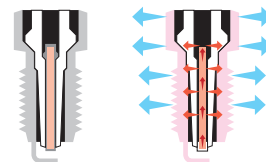
PROBLEMS CAUSED BY FAKE SPARK PLUGS

PROBLEM 1: Fuel economy is diminished.		
Inconsistent sparking causes incomplete deposit on the spark plug, eventually leading to poor fuel economy and poor start up of the engine.		
PROBLEM 2: Engine power drops on uphill roads & highways.		
Poor heat dissipation due to the lack of a copper-core centre electrode causes pre-ignition. As a result, engine power drops under highway driving or uphill driving conditions.		
PROBLEM 3: The plug melts down.		
Continued usage of an overheated plug will damage the electrodes.		

WHY POWER DROPS & MELTING OCCURS

DENSO

DENSO PLUG CONTAINS COPPER CORE

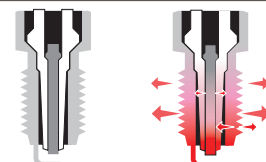


QUICK HEAT DISSIPATION

Copper is an excellent heat conductor. High temperature heat is quickly dissipated away from the centre-electrode to prevent melt down.

FAKE

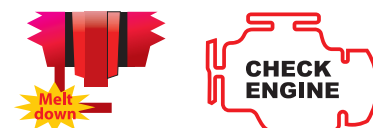
FAKE PLUG IS MADE OF IRON ONLY



SLOW HEAT DISSIPATION

Absence of a copper-core centre electrode results in poor heat dissipation capability. Prolonged use causes power loss due to excessive heat buildup. This results in melt down of the ground electrode, eventually leading to serious engine damage.

FINALLY...










TT

TOP PERFORMANCE
TOTAL VALUE

At DENSO, we develop all of our ranges in-house, and manufacture them in our own QS 9000 and ISO 9000 certified factories worldwide – with ‘zero defects’ as standard. We also provide this outstanding OE quality to the aftermarket. Including Standard, Platinum, Twin Tip and Iridium, DENSO spark plugs cover a complete range of continually updated references. Guaranteeing optimum engine performance, choose DENSO spark plugs for every automotive, motorcycle, marine and small engine application.


DENSO SPARK PLUG RANGE

	STANDARD (NICKEL) SPARK PLUG	<ul style="list-style-type: none"> > Copper glass seal helps heat dissipation. > Standard U-groove. 	<ul style="list-style-type: none"> > Deeply inserted copper core. > Heat resistant nickel plating.
	PLATINUM SPARK PLUG	<ul style="list-style-type: none"> > Improved, more reliable start. > More complete combustion (lower emissions). 	<ul style="list-style-type: none"> > Improved ability to overcome tuning imperfections. > Superior throttle response & acceleration.
	IRIDIUM SPARK PLUG	<ul style="list-style-type: none"> > Superb ignitability. > Low required voltage. > Better acceleration response & operational stability. 	<ul style="list-style-type: none"> > Lower fuel consumption. > Longer lifetime.
	NICKEL TT SPARK PLUG	<ul style="list-style-type: none"> > Nickel alloy centre & a “twin” protruding ground electrode. > Low carbon dioxide emissions. 	<ul style="list-style-type: none"> > Improved fuel efficiency. > Smooth engine running even under extreme conditions. > Best value for money performance spark plug.
	IRIDIUM TT SPARK PLUG	<ul style="list-style-type: none"> > Two ultra-fine, highly durable centre & ground electrodes. > Latest spark plug technology. 	<ul style="list-style-type: none"> > Top performance. > Long lifetime.

TYPE	NICKEL BASED S/P		PRECIOUS METAL BASED S/P				
	STANDARD	TWIN TIP (NICKEL TT)	PLATINUM	IRIDIUM POWER	IRIDIUM TOUGH	IRIDIUM RACING	TWIN TIP (IRIDIUM TT)
U-GROOVE	+ ¹	-	-	+ ²	-	-	-
TAPERED CUT GROUND ELECTRODE	-	-	-	+ ²	-	-	-
MATERIAL GROUND ELECTRODE	Normal	Nickel Alloy	Platinum Tipped	Normal	Platinum Tipped	Full Platinum	Needle Type Platinum
CENTRE ELECTRODE	2.5mm	1.5mm	1.1mm	0.4mm	0.4mm	0.4mm ³	0.4mm
AVAILABLE HEAT RANGE	34	16-22	16-22	16-34	16-24	24-35	16-22
RESISTOR	Most Types	All Types	All Types	All Types	All Types	Most Types	All Types
HIGH PERFORMANCE	+	+++	++	++++	++++	+++++	+++++
FUEL SAVING	Good	Better	Better	Best	Best	-	Best
LIFE TIME*	20,000Km	20,000Km	100,000Km	20,000Km	100,000Km	For Racing Car & Tune Up Car	100,000Km

¹ Spark plug types without a “U” in the type name do not have a U-groove. ² Not applicable to IU24A, IU27A, IU31A, IUF27A and IUF31A. ³ Except for surface gap types.


* Please note that the service life is provided as a general guide and may vary due to vehicle driving conditions.



TWIN TIP SPARK PLUGS PERFORMANCE & VALUE!



1.5mm NICKEL



1

1.5mm GROUND AND CENTRE ELECTRODE

By designing not only the centre electrode, but also the ground electrode to have a tip diameter of 1.5mm, better ignition performance and higher reliability are achieved.

2

FASTER FLAME PROPAGATION FOR A MORE COMPLETE COMBUSTION

This highly ignitable durable technology achieves ignition efficiency closer to DENSO's premium iridium ranges without expensive precious metals. Aimed at drivers seeking fuel savings and reduced emissions, along with responsive and reliable ignition performance.

A TRUE WORLD FIRST, DENSO'S PATENTED TWIN TIP SPARK PLUGS FEATURE A NICKEL CENTRE AND "TWIN" PROTRUDING GROUND ELECTRODE WITH A SLIMMER 1.5MM DIAMETER.



IMPROVED PERFORMANCE

DENSO's revolutionary Twin-Tip design introduces the additional tip on the ground electrode. This results in less interference at the spark origin, producing better ignitability for a more powerful and fuel efficient combustion.



GREATER VALUE



DENSO's Twin Tip Nickel spark plugs achieve ignition efficiency closer to DENSO's premium Iridium ranges, in a design that does not require expensive precious metals.

HIGH EFFICIENCY, LOWER COST

A true world first, DENSO's patented Twin Tip (TT) spark plugs feature a nickel centre and a 'twin' protruding ground electrode with a slimmer 1.5mm diameter. This highly ignitable technology achieves ignition efficiency closer to DENSO's premium Iridium ranges, in a design that does not require expensive precious metals. In short, improved performance for a lower cost!

WHY DENSO TT:

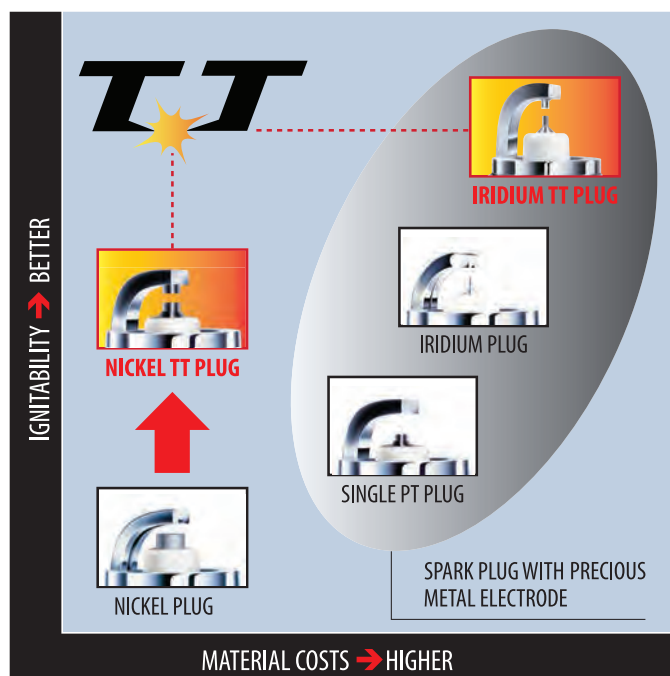
- > The first ever fine-wired spark plug without precious metal on the electrodes.
- > Slimmer ground and centre electrodes provide better ignitability than a Standard Plug.
- > Less stock, same coverage: TT Plugs cover many applications with fewer part references!
- > Aimed at drivers who care about value for money and savings on fuel.

RANGE

The complete TT spark plug range is highly consolidated, comprising of 32 convenient part numbers that cover most of the popular applications within Australia.

POSITIONING

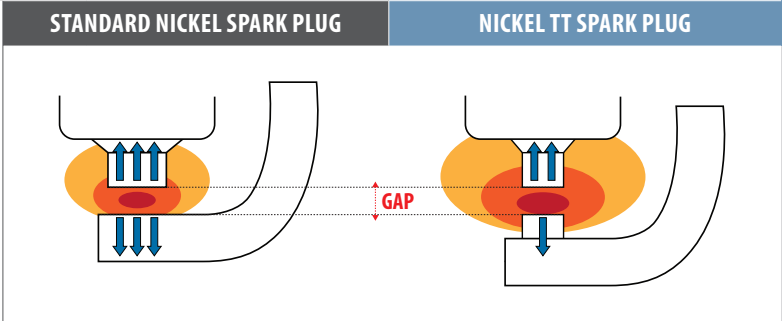
Positioned commercially between our Platinum and Iridium series spark plugs, DENSO's TT spark plugs offer strong sales and profit potential.





Ni.TT	Ir.TT	APPLICATIONS
K16TT	IK16TT	FORD Falcon BA/Territory SX; HONDA Accord/Civic; HTUNDAI i30; MITSUBISHI Magna; TOYOTA Echo/Yaris; MAZDA 2
K20TT	IK20TT	AUDI A3/A4/A6; BMW E36/E46; HOLDEN Astra/Barina/Cruze; HONDA Jazz/accord Euro; VW Golf Mk III-VI; FORD Falcon BF-FG/Territory SY-SZ; NISSAN Silvia; SUBARU Impreza/Forester/Liberty; TOYOTA Camry/Celica
-	IKBH20TT	LEXUS IS/GS/LS/RC/RX
KH16TT	IKH16TT	CHRYSLER 300C; HYUNDAI IX35; NISSAN Xtrail/Navara/Murano; PEUGEOT 307/407/607
KH20TT	IKH20TT	BMW E60/E90; MERCEDES BENZ Kompressor; MITSUBISHI Colt/Lancer/Outlander; SUBARU Impreza/Forester/Liberty; TOYOTA Hiace/Hilux/Prado/RAV4; VOLVO C/S/V/XC
Q16TT	IQ16TT	HONDA Civic/City/Integra; NISSAN Skyline; TOYOTA Camry/Celica/Corolla; MERCEDES BENZ W124
Q20TT	IQ20TT	HONDA Crx/Legend/Prelude; MERCEDES BENZ W124/W140/W202/R129; PEUGEOT 205/306/405; NISSAN Skyline GTR; TOYOTA Camry/Supra
T16TT	IT16TT	ASTON MARTIN DB7; MAZDA 3/Tribute; HOLDEN Commodore/Caprice/Statesman/Clubsport/Maloo/Senator 5.7/6.0/6.2/7.0 V8
T20TT	IT20TT	ASTON MARTIN DB9; FORD Falcon EB-BF V8; FPV BA-FG V8; HOLDEN Commodore/HSV VR-VYII 5.0 V8; MAZDA 6
-	ITF16TT	FORD Falcon EB, EBII, ED, EF, EFII, EL V8; HOLDEN Red/Blue/Black 6cyl, Commodore VC-VL&WB V8
-	ITF20TT	FORD Falcon XW-EL V8; Ford F100/250/350 4.9L/5.8L V8; HOLDEN Torana V8
-	ITL16TT	CHRYSLER/DODGE 300C/Grand Voyager/PT Cruiser/Sebring/Avenger/Challenger/Journey
-	ITV16TT	FORD Fiesta/Focus/Mondeo; HOLDEN Captiva/Malibu; MAZDA 3/6/CX7/Tribute
-	ITV20TT	FORD Falcon FG Ecoboost; FPV FG S/charge; HOLDEN Commodore/Colorado Rodeo 3.0/3.6L V6; MAZDA MPS/CX7/CX9/MX5; SUZUKI Grand Vitara
W16TT	IW16TT	BMW E30; VALIANT Hemi 6; GENERAL MOTORS V8's; FORD Falcon XD-AU 6cyl; LAND ROVER Range Rover; MITSUBISHI Lancer/Pajero; NISSAN Patrol/Pulsar
W20TT	IW20TT	AUDI 80; FORD Falcon AU II/III LPG; HOLDEN Jackaroo/Rodeo; HYUNDAI Excel/Lantra/Sonata; VW Golf; LAND ROVER Range Rover; MITSUBISHI Magna/Lancer/Galant; Classic MINI
W22TT	-	Older FERRARI/LAMBORGHINI/FIAT; MITSUBISHI Lancer Evo II/III; classic PORSCHE 911
WF20TT	-	HOLDEN Sunbird/Torana 4cyl; Older CITROEN/MG/VOLVO/RENAULT
XU22TT	-	FIAT 500; HOLDEN Barina Spark; SUZUKI Swift
-	IXEH20ETT	NISSAN Cube/Juke/Tiida/Almera
-	IXEH20TT	NISSAN Xtrail/Tiida/Pulsar/Dualis/Micra/Maxima/Qashqai/Elgrand
-	IXEH22TT	MAZDA CX3/CX5/Mazda3; MERCEDES BENZ AMG V8; NISSAN 350Z; TOYOTA Corolla/Prius
13 P/N'S	19 P/N'S	

IMPROVED PERFORMANCE

DENSO's revolutionary Twin-Tip design introduces the idea that two tips are better than one. Why? Because the additional tip on the ground electrode results in less obstruction of spark growth, while still maintaining the same gap. Less interference at the spark origin (quenching) means better ignitability for a more powerful and fuel efficient combustion.



	TORQUE	ACCELERATION
	*TORQUE (KG•M)	*TIME TO REACH 50->100KM/H (S)
	5.66	9.46 -1.2%
STANDARD NICKEL (Ø2.5MM)	5.60 +1.1%	9.57

	FUEL EFFICIENCY	CO2 EMISSIONS
	*FUEL EFFICIENCY (KM/L)	*CO2 EMISSIONS (G/KM)
	17.1	138.2 -0.8%
STANDARD NICKEL (Ø2.5MM)	16.9 +1.2%	139.3

* All data care of DENSO Corporation, Japan.
* Tests conducted in Laboratory conditions, all references are to DENSO conventional plugs and Nickel TT plugs.



IRIDIUM TT

TWIN TIP SPARK PLUGS
ENDURANCE, POWER &
SUPERIOR PERFORMANCE!



0.4mm IRIDIUM

100,000KM RECOMMENDED SERVICE INTERVAL



1

Φ 0.7mm PLATINUM GROUND ELECTRODE

In order to maximally prevent the quenching effect, the ground electrode needs to be made as small as possible. Traditional ground electrodes could not be made too small without reducing grounding strength or increasing electrode wear. However, we've managed to attach a fine 0.7mm diameter platinum electrode using a 360° laser welding technique.

2

Φ 0.4mm ULTRA FINE IRIDIUM CENTRE ELECTRODE

Using DENSO's exclusive Iridium alloy, which has a very high melting point, the tip of the centre electrode can be shaped very thin and fine, reducing spark plug voltage requirements and greatly improving ignitability.

THE QUENCHING EFFECT HAS BEEN DECREASED BY FORMING THE ELECTRODE INTO A DOUBLE NEEDLE SHAPE. AS A RESULT, THE FLAME KERNEL RAPIDLY DEVELOPS AND THE ENGINE'S POWER IS DRAWN OUT TO ITS MAXIMUM POTENTIAL.



BUILT IN, HIGHLY RELIABLE RESISTOR

All specification types include an embedded, highly reliable, monolithic resistor to eliminate electromagnetic noise interference from all kinds of electronic devices.



LASER WELDING

360° LASER WELDING

The Iridium tip is mounted with an "All-around Laser Welding" method that ensures high reliability and durability even under the most severe driving conditions.

For long distance and heavy-use drivers who care about mileage and performance, DENSO has introduced the perfect solution with the Iridium TT spark plug. Iridium TT has 0.4mm diameter centre electrode made of iridium alloy and 0.7mm platinum-tipped ground electrode which result in high performance and long lasting high durability spark plug.

ADVANTAGES OF FINE GROUND ELECTRODES

To lower the required voltage and improve firing performance. The most advanced technology in the world has been employed to enable use of electrode, at 0.4mm in diameter. The smaller the electrode the more concentrated the electric potential at the tip of the electrode and the stronger the electric field that affects required voltage and the lower the required voltage. As a result, combustion is good for all types of driving, the engine starts easily, and acceleration improves.

Figure 1 shows the strength of electrical field in case certain voltage changes on Iridium plug and Iridium TT plug.

The higher the electrical field strength, the easier it becomes to fire with low voltage. *1 FEM (Finite Element Method analysis): General method to measure electrical field strength.

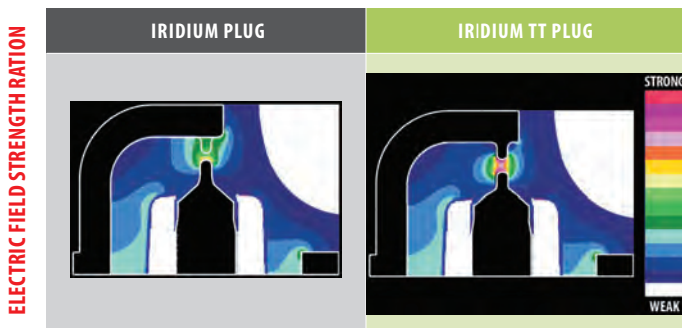


FIGURE. 1 - Electric Field Analysis (FEM).

HIGHER IGNITABILITY

Iridium TT spark plugs are superior to the Iridium spark plugs in ignitability. Figure 2 shows the results of evaluating how the miniaturized-portion protrusion direction may influence the ignitability of an engine. The evaluation checked idle speed at equal throttle opening with the ISC (idle speed control) turned off. A higher idle speed represents higher ignitability.


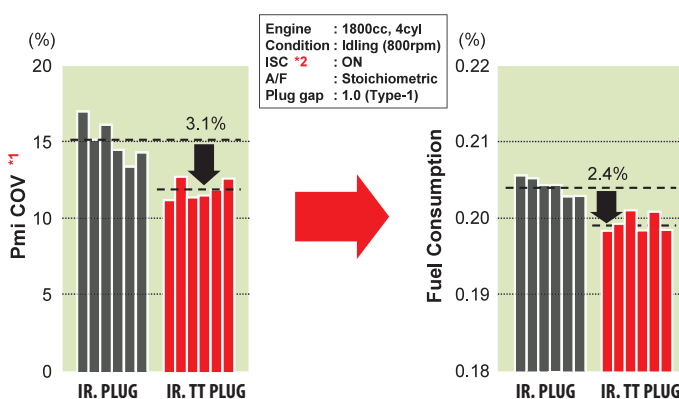


FIGURE. 2 - Influence of Miniaturised-Portion Protrusion to Ignitability.

BETTER FUEL EFFICIENCY

Figure 3 shows the results of the examination of combustion variation and fuel consumption, using a 1,800-cc, four-cylinder engine. The evaluation was conducted by turning on the ISC and setting the average engine speed to 800 rpm (idling). The Pmi COV (coefficient of variation) in the diagram shows fluctuation in IMEP (indicated mean effective pressure).

As this figure shows, Iridium TT can reduce the Pmi COV approximately 3.1% and accordingly reduce fuel consumption by 2.4%, compared with the Iridium spark plug. These advantages are achieved because the miniaturisation of the ground electrode enables better ignitability, which results in better combustion and improved fuel efficiency.



*1 Pmi COV (Coefficient of Variation): Fluctuation of IMEP.

*2 ISC: Idle Speed Control.

FIGURE. 3 - Better fuel efficiency.

IRIDIUM TT SPARK PLUGS ARE MADE FOR:



LONG DISTANCE AND HEAVY USE DRIVERS

By greatly minimising electrode wear, DENSO improved mileage and extended the plug's useful life. Longevity provides you with peace of mind and safety when using Iridium TT plugs.



DRIVERS THAT CARE ABOUT MILEAGE

If you use your car on a daily basis, you may be concerned about fuel consumption. Iridium TT is the solution!



100,000KM SERVICE INTERVAL

Unparalleled, the Iridium TT is designed to last 100,000Km – providing coverage for most makes and models on the road today.

This image shows a full page of blank, lined paper. It features approximately 28 horizontal blue or grey lines spaced evenly apart, typical of notebook paper. The lines extend across the entire width of the page, leaving small margins at the top and bottom. There are no vertical lines, text, or other markings on the page.

HEAT RANGE: INDICATION OF HEAT RESISTANCE OF SPARK PLUG

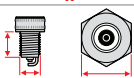


INDUSTRIAL SMALL ENGINE		COMMON CARS				TUNE-UP CAR RACING CAR	
9	14	16	20	22	24	27	31
← LOWER HIGHER →		HEAT RESISTANCE CARBON FOULING RESISTANCE				HIGHER ← LOWER →	

According to your car/engine, correct heat range must be selected.

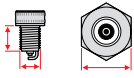


HEAT RANGE VS. OTHER MAKER

DENSO	9	14	16	20	22	24	27	31
NGK	2	4	5	6	7	8	9	10
BOSCH	10	9	8	7,6	5	4	3	2
CHAMPION	18	16,14	12,11	10,9	8,7	6,63,61	4,59	55

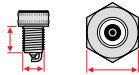




DENSO IRIIDIUM TT & NICKEL TT SPARK PLUGS

I	K W	16 16	TT (TWIN TIP) TT (TWIN TIP)
			
TYPE OF MATERIAL	THREAD DIAMETER X REACH X HEX SIZE (mm)	HEAT RANGE	SHAPE (TYPE)
I IRIIDIUM TT 0.4mm diameter Iridium with 0.7mm needle-type platinum NONE NICKEL TT 1.5mm diameter with new nickel alloy	K 14 x 19.0 x 16.0 KH 14 x 26.5 x 16.0 KBH 14 x 26.5 x 16.0 (New triple ground electrodes) Q 14 x 19.0 x 16.0 W 14 x 19.0 x 20.6 WF 14 x 12.7 x 20.6 T 14 x 17.5 (Taper seat) x 16.0 TF 14 x 11.2 (Taper seat) x 16.0 TL 14 x 25.0 (Taper seat) x 16.0 (Long insulator) TV 14 x 25.0 (Taper seat) x 16.0 XU 12 x 19.0 x 16.0 XUH 12 x 26.5 x 16.0 XEH 12 x 26.5 x 14.0	16 20 22 HOT COLD	IRIDIUM TT Needle to needle shape Centre electrode: 0.4mm iridium Ground electrode: 0.7mm platinum NICKEL TT Needle to needle shape Centre & ground electrode: 1.5mm new nickel alloy

DENSO IRIIDIUM POWER & IRIIDIUM TOUGH SPARK PLUGS

I V	U XUH	27 20	A I
			
TYPE OF MATERIAL	THREAD DIAMETER X REACH X HEX SIZE (mm)	HEAT RANGE	SHAPE (TYPE)
I IRIIDIUM POWER 0.4mm diameter iridium V IRIIDIUM TOUGH 0.4mm diameter iridium with platinum tip	K 14 x 19.0 x 16.0 KA 14 x 22.0 (Shroud 3.0) x 16.0 (New triple ground electrodes) KB 14 x 19.0 x 16.0 (New triple ground electrodes) KH 14 x 26.5 x 16.0 KBH 14 x 26.5 x 16.0 (New triple ground electrodes) Q 14 x 19.0 x 16.0 W 14 x 19.0 x 20.6 WF 14 x 12.7 x 20.6 WM 14 x 19.0 x 20.6 (Compact insulator) T 14 x 17.5 (Taper seat) x 16.0 TF 14 x 11.2 (Taper seat) x 16.0 TL 14 x 25.0 (Taper seat) x 16.0 (Long insulator) TV 14 x 25.0 (Taper seat) x 16.0 XU 12 x 19.0 x 16.0 XUH 12 x 26.5 x 16.0 CH 12 x 26.5 x 14.0 XEH 12 x 26.5 x 14.0 XEBH 12 x 26.5 x 14.0 (New triple electrodes) X 12 x 19.0 x 18.0 XG 12 x 21.8 (Shroud 2.8) x 18.0 U 10 x 19.0 x 16.0 UF 10 x 12.7 x 16.0 UH 10 x 19.0 (Half thread) x 16.0 NH 10 x 19.0 (Half thread) x 16.0 Y 8 x 19.0 (Half thread) x 13.0	16 20 22 24 27 29 31 HOT COLD	A Slant electrode, No u-groove, no taper cut B Projected insulator (1.5mm) C No U-Groove D No U-Groove E Shroud: 2mm ES Stainless steel gasket F Special G Stainless steel gasket, terminal one type I Spark position: 4mm, projected insulator (1.5mm) L Spark position: 5mm Y 0.8mm gap Z Taper cut

DENSO IRIIDIUM, PLATINUM & NICKEL SPARK PLUGS

F	XU	16	H	R		11
	K	20		PR	-L	11
	W	16	E	X	-U	
						
TYPE OF MATERIAL	THREAD DIAMETER & HEX SIZE (mm)	HEAT RANGE	REACH	SHAPE (TYPE)	SPECIAL SPECS.	GAP
D 0.7mm diameter iridium with needle type platinum (SIP)	C 12×14.0	9	A 21.5mm S29A	A Double ground electrodes W22EA	-A Special specification SK16PR-A11	5 0.5mm (.020")
F 0.55mm diameter iridium with needle type platinum (SIP)	L 18×22.2 (Reach: 12.7mm)	14	D 20.5mm (Shroud 1.5) K20DTR-S11	A Projected (Spark position: 7.0mm) J16AR-U11	-B Special specification K16PSR-B8	8 0.8mm (.032")
P 1.1mm diameter platinum with platinum tip	M 18×25.4 (Reach: 12mm)	16	E (With gasket) 19.0mm W16EX-U	AV Double ground electrodes with bent shape J16AY	-C Cut-back ground electrode W27EMR-C	9 0.9mm (.035")
S 0.7mm diameter iridium with platinum tip	MA 18×20.6 (Taper seat, Reach: 12mm)	20	E (With gasket) 20.0mm W25EBR	B Triple ground electrodes W22EB	-D Copper-core ground SK20PR-D13	10 1.0mm (.040")
SV,V 0.4mm diameter iridium with platinum tip	MW 18×20.6 (Reach: 12mm)	22	F 12.7mm W20FP-U	B Projected (Spark position: 9.5mm) J16BR-U	-E Special specification SK16PR-E11	11 1.1mm (.044")
Z 0.55mm diameter iridium with platinum tip	J 14×20.6 (Projected plug)	24	FE 19.0mm (Half thread) U24FER9	BG Triple ground electrodes (shroud) SK20BGR11	-F Special specification SK16PR-F11	13 1.3mm (.050")
	K 14×16.0	27	G 19.0mm (Shroud 3.0) PK20GR8	C Shroud 1.5mm SXU22HCR11 19.0mm Projected	-G Grease applied on to threads, for CNG SK20R8-G	14 1.4mm (.055")
	KJ 14×16.0	29	G 21.8mm (Shroud 2.8) X27GPR-U	C (Spark position: 5.0mm) KJ20CR-L11	-L Heat resistant ground electrode K20PR-L11	15 1.5mm (.060")
	LP 14×20.6 (Plug for LPG applications)	31	H 26.5mm K20HR-U11	D 4 ground electrodes W27EDR	-L 3.5mm projected insulator for motorcycles W20FP-UL	<None>
	Q 14×16.0	32	L 11.2mm W14L	D Projected 1.5mm (Spark position: 3.5mm) XU22HDR9	-L Retracted insulator for motorcycles W20FR-L	Cars: 0.8mm
	QJ 14×16.0 (Projected plug)	34	LM 9.5mm Compact type (Hex 20.6mm) W14LM-U	E Shroud: 2.0mm FXE20HE11 Projected spark position: 8.5mm QJ16HR-U	-M Larger ground electrode SK20PR-M11S	M/C: 0.7mm
	QL 14×20.6 (Long cylinder housing plug)		M 9.5mm Compact type (Hex 20.6mm) W20M-U (Taper seat, half thread)	H Projected (Spark position: 8.5mm) QJ16HR-U	-N For Yamaha and Kawasaki U27ESR-N	<Exceptions>
	S 14×20.6 (Surface gap plug for RE engines)		N 17.5mm T20NR-U11	K Projected 1mm W16EKR-S11	-P Double platinum ground Electrode SK20R-P11	P16R, PQ16R, PQ20R are 1.1mm
	T 14×16.0 (Taper seat)		V (Taper seat) 25.0mm PT16VR13	M Shortened insulator head length W27EMR-C	-P Single-sided platinum plug K16PR-P11	
	W 14×20.6		NONE 9.5mm W14M-U 11.2mm L14-U, M24S 19.0mm SK20R11 21.5mm S29A (Taper seat) 7.8mm T20M-U 11.2mm W14L	P Projected 1.5mm W16EP-U	-R 10K ohm resistor K22PR-UR	
	W 14×19.0 (Compact type)			Q Projected 2mm (Spark position: 3.5mm) FK16HQR11	-S Semi-surface gap discharge type W20EP-S11	
	X 12×18.0			R 5Kohm resistor	-S Stainless gasket U27FER9S	
	XE 12×14.0			S Non-projected (0mm Projection) W22ES-U	-T For LPG SK20HR8-T	
	XU 12×16.0			S Iridium on a single side KJ20SR11	-T Special specification FK20HBR11-T	
	N 10×16.0			T Double ground electrodes K16TR11	-TP Taper-cut, single-side platinum plug K20PR-TP11	
	U 10×16.0			TM Double ground electrodes K22TMR11	-U U groove ground electrode K16PR-U	
	Y 8×13.0			TN Double ground electrodes K22TNR-S	-US Star-shaped centre electrode W20M-US	
				X Projected 2.5mm W16EX-U	-V 1.3mm diameter, nickel centre electrode W27ES-V	

NICKEL TT TYPE	THREAD DIAMETER (mm)	REACH (mm)	HEX (mm)	GAP	PROJECTION (mm)	SPARK POSITION (mm)	RESISTOR	OTHERS
K16TT	14	19	16	1.0	1.5	3	5	
K20TT	14	19	16	1.0	1.5	3	5	
KH16TT	14	26.5	16	1.0	1.5	3	5	
KH20TT	14	26.5	16	1.0	1.5	3	5	
Q16TT	14	19	16	1.0	1.5	3	5	
Q20TT	14	19	16	1.0	1.5	3	5	
W16TT	14	19	20.6	0.8	1.5	3	5	
W20TT	14	19	20.6	0.8	1.5	3	5	
W22TT	14	19	20.6	0.8	1.5	3	5	
WF20TT	14	12.7	20.6	0.8	1.5	3	5	
T16TT	14	17.5	16	1.0	1.5	3	5	TAPER SEAT
T20TT	14	17.5	16	1.0	1.5	3	5	TAPER SEAT
TV16TT	14	25	16	1.0	1.5	3	5	TAPER SEAT (Insulator Length 50mm)
XU22TT	12	19	16	0.8	1.3	2.8	5	
XUH22TT	12	26.5	16	0.8	1.5	3	5	
XUH20TTI	12	26.5	16	0.8	1.5	4	5	

NICKEL TT SPARK PLUG SERIES

K16TT & K20TT

KH16TT & KH20TT

Q16TT & Q20TT

W16TT, W20TT & W22TT

WF20TT

T16TT & T20TT

TV16TT

XU22TT

XUH22TT & XUH20TTI

IRIDIUM TT TYPE	THREAD DIAMETER (mm)	REACH (mm)	HEX (mm)	GAP	PROJECTION (mm)	SPARK POSITION (mm)	GROUND ELECTRODE HEIGHT (mm)	RESISTOR	OTHERS
IK16TT	14	19	16	1.0	1.5	3	6.2	5	
IK20TT	14	19	16	1.0	1.5	3	6.2	5	
IKH16TT	14	26.5	16	1.0	1.5	3	6.2	5	
IKH20TT	14	26.5	16	1.0	1.5	3	6.2	5	
IKBH20TT	14	26.5	16	1.0	2.5	4	7.2	5	3 Ground Electrodes
IQ16TT	14	19	16	1.0	1.5	3	6.2	5	
IQ20TT	14	19	16	1.0	1.5	3	6.2	5	
IW16TT	14	19	20.6	1.0	1.5	3	6.2	5	
IW20TT	14	19	20.6	1.0	1.5	3	6.2	5	
IXEH20ETT	12	26.5	14	1.0	2.5 (+Shroud 2mm)	4 (+Shroud 2mm)	7.1 (+Shroud 2mm)	5	Shroud 2mm
IXEH20TT	12	26.5	14	1.0	2.5	4	7.1	5	
IXEH22TT	12	26.5	14	1.0	2.5	4	7.1	5	
IT16TT	14	17.5	16	1.0	1.5	3	6.2	5	TAPER SEAT
IT20TT	14	17.5	16	1.0	1.5	3	6.2	5	TAPER SEAT
ITF16TT	14	11.2	16	1.0	1.5	3	6.2	5	TAPER SEAT
ITF20TT	14	11.2	16	1.0	1.5	3	6.2	5	TAPER SEAT
ITL16TT	14	25	16	1.0	1.5	3	6.2	5	TAPER SEAT (Insulator Length 56mm)
ITV16TT	14	25	16	1.0	1.5	3	6.2	5	TAPER SEAT (Insulator Length 50mm)
ITV20TT	14	25	16	1.0	1.5	3	6.2	5	TAPER SEAT (Insulator Length 50mm)

IRIDIUM TT SPARK PLUG SERIES

IK16TT & IK20TT

IKH16TT & IKH20TT

IKBH20TT

IQ16TT & IQ20TT

IW16TT & IW20TT

IXEH20ETT

IXEH20TT & IXEH22TT

IT16TT & IT20TT

ITF16TT & ITF20TT

ITL16TT

ITV16TT

ITV20TT

APPLICATION TABLE

JESS TURNER

2016 AUSTRALIAN NATIONALS
& GRAND FINALS WINNER

POWERED BY DENSO IK01-27
PERFORMANCE PLUGS

MODEL	ENGINE SIZE	ENGINE CODE	SPECIFICATION	FROM	TO	DENSO PRIMARY	GAP (mm)	IRIDIUM POWER	NICKEL TT	IRIDIUM TT (*INDICATES IRIIDIUM TOUGH)
ABARTH (SEE FIAT)										
ALFA ROMEO										
147 (Twin Spark)	1.6L-I4	AR32104	EFI, DOHC, 16v, 88KW	01	06	IK20TT+IU22	1.0 + 0.9	IK20+IU22	-	IK20TT+IU22
	2.0L-I4	AR32310	MPFI, DOHC VVT, 16v (4x14mm dia.)	09/01	01/09	IK20TT+IU22	1.0 + 0.9	IK20+IU22	-	IK20TT+IU22
147 GTA	3.2L-V6	932A0	MPFI, DOHC, 24v, 184KW	07/03	02/07	IK20TT	1.0	IK20	-	IK20TT
155 TS	2.0L-I4	AR67202	EFI, DOHC VVT, 8v, 104KW	10/93	95	Q20R-U	0.8	IQ20	Q20TT	IQ20TT
155 TS 16v (Twin Spark)	2.0L-I4	AR67204	EFI, DOHC VVT, 16v, 110KW	95	98	IK20TT+IU22	1.0 + 0.9	IK20+IU22	-	IK20TT+IU22
156	2.5L-V6	AR32401	MPFI, DOHC VVT, 24v	03/98	06/06	IK20TT	1.0	IK20	-	IK20TT
156 + SPORTWAGON (Twin Spark)	2.0L-I4	AR32301	MPFI, DOHC VVT, 16v (4x14mm dia.)	02/99	06/06	IK20TT+IU22	1.0 + 0.9	IK20+IU22	-	IK20TT+IU22
156 GTA	3.2L-V6	932A0	MPFI, DOHC, 24v, 184KW	08/02	06/04	IK20TT	1.0	IK20	-	IK20TT
156 JTS	2.0L-I4	937A1000	MPFI, DOHC, 16v	01/03	06/06	IK20TT	1.0	IK20	-	IK20TT
159 (Twin Spark)	2.2L-I4	939A5	Direct Inj, DOHC, 16v	06/06	ON	IK16TT	1.0	IK16	-	IK16TT
159 1750 Tbi	1.7L-I4	939B1	Direct Inj, DOHC VVT, Turbo, 16v, 147KW	12/10	ON	IXEH22TT	1.0	-	-	IXEH22TT
159 3.2 V6	3.2L-V6	939A0	Direct Inj, DOHC VVT, 24v, 191KW	06/06	06/12	IK16TT	1.0	IK16	-	IK16TT
159 SPORTWAGON 1750 Tbi	1.7L-I4	939B1	Direct Inj, DOHC VVT, Turbo, 16v, 147KW	02/11	ON	IXEH22TT	1.0	-	-	IXEH22TT
159 SPORTWAGON 3.2 V6	3.2L-V6	939A0	Direct Inj, DOHC VVT, 24v, 191KW	07/06	06/12	IK16TT	1.0	IK16	-	IK16TT
164	3.0L-V6	AR06412	MPFI, SOHC, 12v	02/89	09/90	W20EP-U	0.8	IW20	W20TT	IW20TT
	3.0L-V6	AR06412	MPFI, SOHC, 12v	09/90	12/92	IW20TT	1.0	IW20	-	IW20TT
	3.0L-V6	AR64301	EFI, SOHC, 12v, 145KW	05/91	12/92	IW20TT	1.0	IW20	-	IW20TT
	3.0L-V6	AR66301	EFI, SOHC, 12v	93	97	IK20TT	1.0	IK20	-	IK20TT
166	2.5L-V6	AR34201	EFI, DOHC, 24v, 142KW	99	04	IK20TT	1.0	IK20	-	IK20TT
	3.0L-V6	AR36101	MPFI, SOHC, 12v	08/99	08	IK20TT	1.0	IK20	-	IK20TT
1750 BERLINA, GTV, SPIDER VELOCE	1.8L-I4	AR00548	CARB, DOHC, 8v	10/68	06/72	W22ES-U	0.8	-	-	-
2000 BERLINA, GTV, SPIDER VELOCE	2.0L-I4	AR00512	CARB, DOHC, 8v	06/72	06/76	W22ES-U	0.8	-	-	-
2600 BERLINA, SPRINT, VELOCE	2.6L-I6	2.6	CARB, DOHC, 12v	62	06/67	W22ES-U	0.8	-	-	-
2600 Montreal	2.6L-V8	2.6	MPFI, DOHC, 16v	74	76	W22ES-U	0.8	-	-	-
33	1.3L-F4	Boxer	CARB, SOHC, 8v		89	W22ES-U	0.8	-	-	-
	1.5L-F4	Boxer	CARB, SOHC, 8v		89	W22ES-U	0.8	-	-	-
	1.7L-F4	Boxer	CARB, SOHC, 8v	10/87	09/88	W22ES-U	0.8	-	-	-

MODEL	ENGINE SIZE	ENGINE CODE	SPECIFICATION	FROM	TO	DENSO PRIMARY	GAP (mm)	IRIDIUM POWER	NICKEL TT	IRIDIUM TT (*INDICATES IRIIDIUM TOUGH)
ALFA ROMEO (CONT)										
33 BOXER QV	1.7L-F4	Boxer	MPFI, DOHC, 16v	07/90	12/92	IK20TT	1.0	IK20	-	IK20TT
33 L.E	1.7L-F4	Boxer	MPFI, SOHC, 8v	10/88	06/90	W20EP-U	0.8	IW20	W20TT	IW20TT
4C	1.7L-I4	960A1	Direct Inj, DOHC VVT, I/C Turbo, 16v, 177KW	01/15	ON	IXEH22TT	1.0	-	-	IXEH22TT
75	1.8L-I4	AR06202	CARB, DOHC, 8v	10/86	92	W20EX-U	0.8	IW20	W20TT	IW20TT
	2.5L-V6	AR01648	EFI, SOHC, 12v	85	90	W22ES-U	0.8	-	-	-
	2.5L-V6	AR01911A	MPFI, DOHC, 12v	10/86	05/90	W22ES-U	0.8	-	-	-
	3.0L-V6	AR06124	MPFI, SOHC, 12v	05/88	05/92	W20ES-U	0.8	-	-	-
	3.0L-V6	AR61503	EFI, SOHC, 12v, 141KW	88	91	IW20TT	1.0	IW20	-	IW20TT
75 (Twin Spark)	2.0L-I4	AR06224	MPFI, DOHC, 8v	05/88	05/92	K20PR-U	0.8	IK20	K20TT	IK20TT
90	2.5L-V6	AR01646	EFI, SOHC, 12v	85	86	W22ES-U	0.8	-	-	-
	2.5L-V6	AR01911	EFI, SOHC, 12v	85	86	W22ES-U	0.8	-	-	-
ALFASUD	1.2L-F4	Boxer	CARB, SOHC, 8v	71	84	W22ES-U	0.8	-	-	-
	1.3L-F4	Boxer	CARB, SOHC, 8v	77	84	W22ES-U	0.8	-	-	-
	1.5L-F4	Boxer	CARB, SOHC, 8v	78	84	W22ES-U	0.8	-	-	-
ALFETTA BERLINA, GT, GTV2000, SUPER	2.0L-I4		CARB, DOHC, 8v	72	88	W22ES-U	0.8	-	-	-
ALFETTA GT RALLY	1.6L-I4		CARB, DOHC, 8v	72	88	W22ES-U	0.8	-	-	-
	1.8L-I4		CARB, DOHC, 8v	72	88	W22ES-U	0.8	-	-	-
	2.0L-I4		CARB, DOHC, 8v	72	88	W22ES-U	0.8	-	-	-
BRERA	2.2L-I4	939A5	Direct Inj, DOHC, 16v, 136KW	06/06	01/11	IK16TT	1.0	IK16	-	IK16TT
BRERA 1750 Tbi	1.7L-I4	939B1	Direct Inj, DOHC VVT, Turbo, 16v, 147KW	01/11	ON	IXEH22TT	1.0	-	-	IXEH22TT
BRERA 3.2 JTS V6	3.2L-V6	939A0	Direct Inj, DOHC VVT, 24v, 191KW	06/06	02/12	IK16TT	1.0	IK16	-	IK16TT
GIULIA	1.3L-I4		CARB, DOHC, 8v	71	72	W22ES-U	0.8	-	-	-
	1.6L-I4		CARB, DOHC, 8v	64	70	W22ES-U	0.8	-	-	-
GIULIETTA	1.3L-I4		CARB, DOHC, 8v	77	84	W22ES-U	0.8	-	-	-
	1.4L-I4	940A2	MPFI, DOHC, Turbo, 16v, 125KW	01/11	ON	IXU27	0.9	IXU27	-	-
	1.4L-I4	198A4	MPFI, DOHC, Turbo, 16v, 88KW	05/13	ON	IXU27	0.9	IXU27	-	-
	1.6L-I4		CARB, DOHC, 8v	77	86	W22ES-U	0.8	-	-	-
	1.7L-I4	940A1	Direct Inj, DOHC, Turbo, 16v, 173KW	01/11	01/15	IXEH22TT	1.0	-	-	IXEH22TT

MODEL	ENGINE SIZE	ENGINE CODE	SPECIFICATION	FROM	TO	DENSO PRIMARY	GAP (mm)	IRIDIUM POWER	NICKEL TT	IRIDIUM TT (*INDICATES IRIIDIUM TOUGH)
ALFA ROMEO (CONT)										
GIULIETTA	1.8L-I4		CARB, DOHC, 8v	79	86	W22ES-U	0.8	-	-	-
	2.0L-I4		CARB, DOHC, 8v	80	86	W22ES-U	0.8	-	-	-
GT	2.0L-I4	937A1000	MPFI, DOHC, 16v	12/03	10	IK20TT	1.0	IK20	-	IK20TT
	3.2L-V6	936A6000	MPFI, DOHC, 24v	12/03	10	IK20TT	1.0	IK20	-	IK20TT
GTV	3.0L-V6	AR16102	MPFI, DOHC, 24v	06/98	09/03	IK20TT	1.0	IK20	-	IK20TT
GTV (Twin Spark)	2.0L-I4	AR16201	MPFI, DOHC VVT, 16v (4x14mm dia.)	07/98	09/03	IK20TT+IU22	1.0 + 0.9	IK20+IU22	-	IK20TT+IU22
GTV 2 (Twin Spark)	2.0L-I4	AR32301	MPFI, DOHC VVT, 16v, 114KW	06/98	09/03	IK20TT+IU22	1.0 + 0.9	IK20+IU22	-	IK20TT+IU22
	2.0L-I4	AR32310	MPFI, DOHC VVT, 16v, 110KW	00	09/03	IK20TT+IU22	1.0 + 0.9	IK20+IU22	-	IK20TT+IU22
GTV 6 GRAND PRIX	2.5L-V6	AR01911	EFI, SOHC, 12v, 115KW	08/86	02/88	W20EXR-U	0.8	IW20	W20TT	IW20TT
GTV 6, 6L	2.5L-V6	AR01646	EFI, SOHC, 12v, 117KW	03/83	09/86	W20EXR-U	0.8	IW20	W20TT	IW20TT
GTV JTS	2.0L-I4	937A1000	MPFI, DOHC, 16v	10/03	12/04	IK20TT	1.0	IK20	-	IK20TT
	3.2L-V6	936A6000	MPFI, DOHC, 24v	10/03	12/04	IK20TT	1.0	IK20	-	IK20TT
GTV V6	3.0L-V6	AR16105	MPFI, DOHC, 24v, 162KW	10/99	09/03	IK20TT	1.0	IK20	-	IK20TT
MITO	0.9L-I2	199B6	MPFI, DOHC VVT, I/C Turbo, 8v, 77KW	01/14	ON	DEALER SALES	-	-	-	-
	1.4L-I4	198A4	MPFI, DOHC, I/C Turbo, 16v, 88KW	07/09	06/10	IXU27	0.9	IXU27	-	-
	1.4L-I4	199A8	MPFI, DOHC, I/C Turbo, 16v, 114KW	07/09	05/12	IXU27	0.9	IXU27	-	-
	1.4L-I4	940A2	MPFI, DOHC, I/C Turbo, 16v, 125KW	07/10	ON	IXU27	0.9	IXU27	-	-
	1.4L-I4	955A7	MPFI, DOHC, I/C Turbo, 16v, 99KW	12/10	ON	IXU27	0.9	IXU27	-	-
SPIDER	2.0L-I4	AR01588	EFI, DOHC, 8v, 86KW	90	95	W20EX-U	0.8	IW20	W20TT	IW20TT
SPIDER (Twin Spark)	2.0L-I4	AR16201	MPFI, DOHC VVT, 16v (4x14mm dia.)	07/98	09/03	IK20TT+IU22	1.0 + 0.9	IK20+IU22	-	IK20TT+IU22
	2.0L-I4	AR32310	MPFI, DOHC VVT, 16v, 110KW	07/00	09/03	IK20TT+IU22	1.0 + 0.9	IK20+IU22	-	IK20TT+IU22
SPIDER 1750 TBi	1.7L-I4	939B1	Direct Inj, DOHC VVT, Turbo, 16v, 147KW	01/11	ON	IXEH22TT	1.0	-	-	IXEH22TT
SPIDER 2.2 JTS	2.2L-I4	939A5	Direct Inj, DOHC VVT, 16v, 136KW	11/06	01/11	IK16TT	1.0	IK16	-	IK16TT
SPIDER 3.2 JTS V6	3.2L-V6	939A0	Direct Inj, DOHC VVT, 24v, 191KW	11/06	02/12	IK16TT	1.0	IK16	-	IK16TT
SPIDER 3.2 V6 24V	3.2L-V6	936A6000	MPFI, DOHC, 24v, 176KW	10/03	01/05	IK20TT	1.0	IK20	-	IK20TT
SPIDER CONVERTIBLE	3.0L-V6	AR16105	MPFI, DOHC, 24v	06/01	11/01	IK20TT	1.0	IK20	-	IK20TT
SPIDER JTS	2.0L-I4	937A1	MPFI, DOHC VVT, 16v, 121KW	10/03	01/05	IK20TT	1.0	IK20	-	IK20TT
SPRINT	1.5L-I4	AR30146	CARB, SOHC, 8v	84	88	W20EX-U	0.8	IW20	W20TT	IW20TT

MODEL	ENGINE SIZE	ENGINE CODE	SPECIFICATION	FROM	TO	DENSO PRIMARY	GAP (mm)	IRIDIUM POWER	NICKEL TT	IRIDIUM TT (*INDICATES IRIIDIUM TOUGH)
ASTON MARTIN										
DB2	2.6L-16	2.6	CARB, DOHC, 12v	50	53	W20FP-U	0.7	IWF20	WF20TT	-
DB2-4	2.6L-16	2.6	CARB, DOHC, 12v	53	55	W20FP-U	0.7	IWF20	WF20TT	-
	2.9L-16	2.9	CARB, DOHC, 12v	53	57	W20FP-U	0.7	IWF20	WF20TT	-
DB3	2.9L-16	2.9	CARB, DOHC, 12v	57	59	W20FS-U	0.7	IWF22	-	-
DB4	3.7L-16	3.7	CARB, DOHC, 12v	59	63	W20EP-U	0.8	IW20	W20TT	IW20TT
DB5	4.0L-16	4.0	CARB, DOHC, 12v	63	66	W20EP-U	0.8	IW20	W20TT	IW20TT
DB6	4.0L-16	4.0	CARB, DOHC, 12v	65	71	W20EP-U	0.8	IW20	W20TT	IW20TT
DB7	3.2L-16	AM1	MPFI, DOHC, Supercharged, 24v, 244KW	10/95	02/05	IK22	0.8	IK22	-	VK22*
DB7 GT	5.9L-V12	AM2	MPFI, DOHC, 48v, 324KW	03	07	IT16TT	1.0	IT16	-	IT16TT
DB7 VANTAGE VOLANTE	5.9L-V12	AM2	MPFI, DOHC, 48v, 309KW	00	03	IT16TT	1.0	IT16	-	IT16TT
DB7 VANTAGE, GTA	5.9L-V12	AM2	MPFI, DOHC, 48v, 309KW	99	03	IT16TT	1.0	IT16	-	IT16TT
DB9	5.9L-V12	AM04	MPFI, DOHC, 48v, 331KW/350KW	01/05	10	IT20TT	1.0	IT20	-	IT20TT
	5.9L-V12	AM09	MPFI, DOHC, 48v, 350KW	10	01/13	IT20TT	1.0	IT20	-	IT20TT
	5.9L-V12	AM11	MPFI, DOHC, 48v, 380KW	02/13	ON	IT20TT	1.0	IT20	-	IT20TT
DB9 VOLANTE	5.9L-V12	AM04	MPFI, DOHC, 48v, 331KW/350KW	01/05	10	IT20TT	1.0	IT20	-	IT20TT
	5.9L-V12	AM09	MPFI, DOHC, 48v, 350KW	10	01/13	IT20TT	1.0	IT20	-	IT20TT
	5.9L-V12	AM11	MPFI, DOHC, 48v, 380KW	02/13	ON	IT20TT	1.0	IT20	-	IT20TT
DBS	4.0L-16	4.0	CARB, DOHC, 12v, 211KW	10/67	03/72	W20EP-U	0.8	IW20	W20TT	IW20TT
	5.3L-V8	5.3	FI, DOHC, 16v, 235KW	09/69	03/72	IW16TT	1.0	IW16	-	IW16TT
LAGONDA	5.3L-V8	5.3	4CARB, DOHC, 16v, 233KW	77	85	W20EXR-U	0.8	IW20	W20TT	IW20TT
	5.3L-V8	5.3	FI, DOHC, 16v, 223KW	86	89	W20EXR-U	0.8	IW20	W20TT	IW20TT
V8	5.3L-V8	5.3	4CARB, DOHC, 32v, 223KW	72	85	IW16TT	1.0	IW16	-	IW16TT
	5.3L-V8	5.3	FI, DOHC, 32v, 228KW	86	87	IW16TT	1.0	IW16	-	IW16TT
VANTAGE	5.3L-V8	5.3	4CARB, DOHC, 32v, 298KW	01/81	06/87	W22TT	0.8	IW22	W22TT	VK22*
AUDI										
100	2.6L-V6	ABC	MPFI, SOHC, 12v	01/93	00	K20PBR-S10	1.0	IK20	K20TT	IK20TT
	2.8L-V6	AAH	MPFI, SOHC, 12v	92	95	K20PBR-S10	1.0	IK20	K20TT	IK20TT
100 C4	2.3L-I5	AAR	MPFI, SOHC, 10v, 98KW	91	94	W16TT	0.8	IW16	W16TT	IW16TT

MODEL	ENGINE SIZE	ENGINE CODE	SPECIFICATION	FROM	TO	DENSO PRIMARY	GAP (mm)	IRIDIUM POWER	NICKEL TT	IRIDIUM TT (*INDICATES IRIIDIUM TOUGH)
AUDI (CONT)										
100 CD	2.1L-I5	KF	MPFI, SOHC, 10v	84	85	W20EPB	0.85	IW20	W20TT	IW20TT
	2.2L-I5	HX	MPFI, SOHC, 10v	03/85	12/87	W20EPB	0.85	IW20	W20TT	IW20TT
	2.3L-I5	NF	MPFI, SOHC, 10v	87	91	W16TT	0.8	IW16	W16TT	IW16TT
100 Q	2.8L-V6	AAH	MPFI, SOHC, 12v	92	95	K20PBR-S10	1.0	IK20	K20TT	IK20TT
100 QUATTRO C3	2.2L-I5	KU	EFI, SOHC, 10v, 101KW	85	90	W20EPBR-S	0.85	IW20	W20TT	IW20TT
100 S4 (TURBO)	2.2L-I5	AAN	MPFI, DOHC, Turbo, 20v, 169KW	03/93	11/94	IK22	0.8	IK22	-	VK22*
200 C2	2.2L-I5	KJ	MPFI, SOHC, Turbo, 10v	81	83	IW22	0.8	IW22	-	VK22*
200 C3	2.1L-I5	KG	EFI, SOHC, Turbo, 10v	84	90	W20EPBR-S	0.85	IW20	W20TT	IW20TT
200T	2.2L-I5	MC	EFI, SOHC, Turbo, 10v, 121KW	10/86	12/90	W20EPB	0.85	IW20	W20TT	IW20TT
5E, 5+5	2.1L-I5	WE	MPFI, SOHC, 10v	80	83	W20EP-U	0.8	IW20	W20TT	IW20TT
80	1.6L-I4	FP	CARB, SOHC, 8v	87	88	W20EPB	0.85	IW20	W20TT	IW20TT
	1.8L-I4	JN	MPFI, SOHC, 8v	06/86	07/92	W20EPB	0.85	IW20	W20TT	IW20TT
	1.9L-I4	SD	MPFI, SOHC, 8v	06/86	07/92	W20EPB	0.85	IW20	W20TT	IW20TT
	2.0L-I4	JS	CARB, SOHC, 8v	84	86	W20EPBR-S	0.85	IW20	W20TT	IW20TT
	2.0L-I4	3A	MPFI, SOHC, 8v	06/86	07/92	W20EPB	0.85	IW20	W20TT	IW20TT
	2.0L-I4	AAD	MPFI, SOHC, 8v	06/86	07/92	W20EPB	0.85	IW20	W20TT	IW20TT
	2.0L-I4	ABK	MPFI, SOHC, 8v	07/92	07/95	W20EPBR-S	0.85	IW20	W20TT	IW20TT
	2.0L-I4	ABT	EFI, SOHC, Turbo, 8v	92	95	W20EPBR-S	0.85	IW20	W20TT	IW20TT
	2.3L-I5	NG	MPFI, SOHC, 20v	89	07/95	W16TT	0.8	IW16	W16TT	IW16TT
	2.6L-V6	ABC	MPFI, SOHC, 12v	10/93	00	K20PBR-S10	1.0	IK20	K20TT	IK20TT
	2.8L-V6	AAH	MPFI, SOHC, 24v	92	07/95	K20PBR-S10	1.0	IK20	K20TT	IK20TT
80 QUATTRO	1.8L-I4	DZ	EFI, SOHC, 8v, 82KW	87	89	W20EPBR-S	0.85	IW20	W20TT	IW20TT
90	2.3L-I5	NG	MPFI, SOHC, 10v	89	92	W16TT	0.8	IW16	W16TT	IW16TT
90 QUATTRO	2.2L-I5	KV	EFI, SOHC, 10v	88	90	W20EPBR-S	0.85	IW20	W20TT	IW20TT
	2.3L-I5	7A	EFI, DOHC, 20v	89	90	IK22	0.8	IK22	-	VK22*
A1	1.2L-I4	CBZA	Direct Inj, SOHC, Turbo, 8v, 63KW	06/12	05/15	DEALER SALES	-	-	-	-
	1.4L-I4	CAXA	Direct Inj, DOHC, I/C Turbo, 16v, 90KW	12/10	ON	IK20TT	1.0	IK20	-	IK20TT
	1.4L-I4	CAVG	Direct Inj, DOHC, I/C Turbo Supercharged, 16v, 136KW	06/11	ON	VKA20	1.1	-	-	VKA20*

MODEL	ENGINE SIZE	ENGINE CODE	SPECIFICATION	FROM	TO	DENSO PRIMARY	GAP (mm)	IRIDIUM POWER	NICKEL TT	IRIDIUM TT (*INDICATES IRIIDIUM TOUGH)
AUDI (CONT)										
A1	1.4L-14	CTHG	Direct Inj, DOHC, I/C Turbo Supercharged, 16v, 136KW	06/12	ON	VKA20	1.1	-	-	VKA20*
A3	1.4L-14	CAXC	Direct Inj, DOHC, I/C Turbo, 16v, 92KW	12/08	ON	IK20TT	1.0	IK20	-	IK20TT
	1.4L-14	CMBA	Direct Inj, DOHC, I/C Turbo, 16v, 90KW	05/13	08/14	DEALER SALES	-	-	-	-
	1.4L-14	CXSA	Direct Inj, DOHC, I/C Turbo, 16v, 90KW	05/13	ON	DEALER SALES	-	-	-	-
	1.4L-14	CZCA	Direct Inj, DOHC, I/C Turbo, 16v, 90KW	05/13	ON	IK20TT	1.0	IK20	-	IK20TT
	1.4L-14	CPTA	Direct Inj, DOHC, I/C Turbo, 16v, 103KW	09/13	ON	IK20TT	1.0	IK20	-	IK20TT
	1.4L-14	CZE	Direct Inj, DOHC, I/C Turbo, 16v, 103KW	09/13	ON	IK20TT	1.0	IK20	-	IK20TT
	1.6L-14	AEH	MPFI, SOHC, 8v	05/97	ON	K20PBR-S10	1.0	IK20	K20TT	IK20TT
	1.6L-14	BGU	MPFI, SOHC, 8v	05/97	ON	K20PBR-S10	1.0	IK20	K20TT	IK20TT
	1.6L-14	AKL	MPFI, SOHC, 8v, 74KW	10/99	11/00	K20PBR-S10	1.0	IK20	K20TT	IK20TT
	1.6L-14	AVU	MPFI, SOHC, 8v, 75KW	11/00	02	K20PBR-S10	1.0	IK20	K20TT	IK20TT
	1.6L-14	BFQ	MPFI, SOHC, 8v, 75KW	02	07/04	K20PBR-S10	1.0	IK20	K20TT	IK20TT
	1.6L-14	BSE	MPFI, SOHC, 8v, 75KW	09/05	03/11	K20PBR-S10	1.0	IK20	K20TT	IK20TT
	1.8L-14	AGN	MPFI, DOHC, 20v	05/97	06/04	K20PBR-S10	1.0	IK20	K20TT	IK20TT
	1.8L-14	AGU	MPFI, V-DOHC, Turbo, 20v	02/98	04/02	IK20TT	1.0	-	-	IK20TT
	1.8L-14	APG	MPFI, DOHC, 20v, 92KW	10/99	07/04	K20PBR-S10	1.0	IK20	K20TT	IK20TT
	1.8L-14	AUM	MPFI, DOHC, Turbo, 20v, 110KW	11/00	07/04	IK20TT	1.0	-	-	IK20TT
	1.8L-14	BYT	MPFI, DOHC VVT, Turbo, 16v, 118KW	07	08	IK22	0.8	IK22	-	VK22*
	1.8L-14	BZB	MPFI, DOHC VVT, Turbo, 16v, 118KW	06/07	10/08	IK22	0.8	IK22	-	VK22*
	1.8L-14	CDAA	MPFI, DOHC VVT, Turbo, 16v, 118KW	10/08	08/13	IK22	0.8	IK22	-	VK22*
	1.8L-14	CJSA	Direct Inj, DOHC, I/C Turbo, 16v, 132KW	05/13	ON	DEALER SALES	-	-	-	-
	2.0L-14	BMB	MPFI/Direct Inj, DOHC VVT, 16v, 110KW	06/04	ON	VKA16	1.1	-	-	VKA16*
	2.0L-14	LR	MPFI/Direct Inj, DOHC VVT, 16v, 110KW	06/04	ON	VKA16	1.1	-	-	VKA16*
	2.0L-14	BLY	MPFI, DOHC VVT, 16v, 110KW	07/04	09/05	K20PR-U	0.8	IK20	K20TT	IK20TT
	2.0L-14	BLR	Direct Inj, DOHC VVT, 16v, 110KW	05	06	VKA16	1.1	-	-	VKA16*
	2.0L-14	AXX	Direct Inj, DOHC VVT, Turbo, 16v, 147KW	02/05	ON	IK22	0.8	IK22	-	VK22*
	2.0L-14	CAWB	Direct Inj, DOHC VVT, Turbo, 16v, 147KW	02/05	ON	IK22	0.8	IK22	-	VK22*
	2.0L-14	BVY	MPFI, DOHC VVT, 16v, 110KW	09/05	05/07	VKA16	1.1	-	-	VKA16*

MODEL	ENGINE SIZE	ENGINE CODE	SPECIFICATION	FROM	TO	DENSO PRIMARY	GAP (mm)	IRIDIUM POWER	NICKEL TT	IRIDIUM TT (*INDICATES IRIIDIUM TOUGH)
AUDI (CONT)										
A3	2.0L-I4	BWA	Direct Inj, DOHC, Turbo, 16v, 147KW	06	01/09	IK22	0.8	IK22	-	VK22*
	2.0L-I4	CCZA	Direct Inj, DOHC VVT, Turbo, 16v, 147KW	09	08/13	IK22	0.8	IK22	-	VK22*
A3 COD (CYLINDER DE-ACTIVATION)	1.4L-I4	CPT	Direct Inj, DOHC, I/C Turbo, 16v, 103KW	01/14	ON	DEALER SALES	-	-	-	-
	1.4L-I4	CZE	Direct Inj, DOHC, I/C Turbo, 16v, 103KW	01/14	ON	IK20TT	1.0	IK20	-	IK20TT
A3 QUATTRO	1.8L-I4	CJSA	Direct Inj, DOHC, I/C Turbo, 16v, 132KW	09/13	ON	DEALER SALES	-	-	-	-
	2.0L-I4	AXX	EFI, DOHC VVT, Turbo, 16v, 147KW	10/05	06	IK22	0.8	IK22	-	VK22*
	2.0L-I4	BWA	Direct Inj, DOHC, Turbo, 16v, 147KW	06	01/09	IK22	0.8	IK22	-	VK22*
	2.0L-I4	CAWB	Direct Inj, DOHC VVT, Turbo, 16v, 147KW	08	01/09	IK22	0.8	IK22	-	VK22*
	2.0L-I4	CCZA	Direct Inj, DOHC VVT, Turbo, 16v, 147KW	01/09	05/13	IK22	0.8	IK22	-	VK22*
	3.2L-V6	BMJ	MPFI, DOHC VVT, 24v, 184KW	08/04	09/05	DEALER SALES	-	-	-	-
	3.2L-V6	BUB	MPFI, DOHC VVT, 24v, 184KW	02/05	01/09	DEALER SALES	-	-	-	-
A4	1.8L-I4	ADR	MPFI, DOHC, 20v	05/95	07/01	K20PBR-S10	1.0	IK20	K20TT	IK20TT
	1.8L-I4	AEB	MPFI, V-DOHC, Turbo, 20v	06/96	07/01	IK20TT	1.0	-	-	IK20TT
	1.8L-I4	APT	MPFI, DOHC, 20v, 92KW	05/99	06/01	K20PBR-S10	1.0	IK20	K20TT	IK20TT
	1.8L-I4	APU	MPFI, DOHC, Turbo, 20v, 110KW	05/99	07/01	IK20TT	1.0	-	-	IK20TT
	1.8L-I4	BFB	MPFI, DOHC VVT, Turbo, 20v, 110KW	04/02	08/09	IK20TT	1.0	-	-	IK20TT
	1.8L-I4	CABB	Direct Inj, DOHC VVT, Turbo, 16v, 118KW	04/08	06/12	IK22	0.8	IK22	-	VK22*
	1.8L-I4	CDHB	Direct Inj, DOHC VVT, Turbo, 16v, 118KW	04/08	06/12	IK22	0.8	IK22	-	VK22*
	1.8L-I4	CJEB	Direct Inj, DOHC VVT, Turbo, 16v, 125KW	07/12	ON	DEALER SALES	-	-	-	-
	2.0L-I4	ALT	MPFI, DOHC, 20v	08/01	01/05	K16TT	0.9	IK16	K16TT	IK16TT
	2.0L-I4	BGB	Direct Inj, DOHC VVT, Turbo, 16v, 147KW	03/05	08/08	IK22	0.8	IK22	-	VK22*
	2.0L-I4	BWE	Direct Inj, DOHC VVT, Turbo, 16v, 147KW	03/05	08/09	IK22	0.8	IK22	-	VK22*
	2.0L-I4	CDNB	MPFI, DOHC VVT, Turbo, 16v, 132KW	10/08	06/12	IK22	0.8	IK22	-	VK22*
	2.4L-V6	AGA	MPFI, DOHC, 30v	98	02/05	K20TXR	1.0	IK20	K20TT	IK20TT
	2.4L-V6	BDV	MPFI, DOHC, 30v	98	02/05	K20TXR	1.0	IK20	K20TT	IK20TT
	2.4L-V6	APS	EFI, DOHC, 30v	99	01	K20TXR	1.0	IK20	K20TT	IK20TT
	2.6L-V6	ABC	MPFI, SOHC, 12v	05/95	07/01	K20PBR-S10	1.0	IK20	K20TT	IK20TT
	2.8L-V6	APR	MPFI, V-DOHC, 30v	10/98	05/99	K20TXR	1.0	IK20	K20TT	IK20TT

MODEL	ENGINE SIZE	ENGINE CODE	SPECIFICATION	FROM	TO	DENSO PRIMARY	GAP (mm)	IRIDIUM POWER	NICKEL TT	IRIDIUM TT (*INDICATES IRIIDIUM TOUGH)
AUDI (CONT)										
A4	3.2L-V6	AUK	MPFI, DOHC, 24v, 188KW	03/05	10/07	IK22	0.8	IK22	-	VK22*
A4 QUATTRO	1.8L-I4	AEB	MPFI, V-DOHC, Turbo, 20v	06/96	03/05	IK20TT	1.0	-	-	IK20TT
	1.8L-I4	AQJ	MPFI, V-DOHC, Turbo, 20v	06/96	03/05	IK20TT	1.0	-	-	IK20TT
	1.8L-I4	AVJ	MPFI, V-DOHC, Turbo, 20v	06/96	03/05	IK20TT	1.0	-	-	IK20TT
	1.8L-I4	AJL	MPFI, DOHC, Turbo, 20v, 132KW	01/99	07/02	IK20TT	1.0	-	-	IK20TT
	1.8L-I4	BFB	MPFI, DOHC VVT, Turbo, 20v, 110KW	04/02	03/08	IK20TT	1.0	-	-	IK20TT
	1.8L-I4	BEX	MPFI, DOHC, Turbo, 16v, 140KW	11/03	03/05	IK20TT	1.0	-	-	IK20TT
	2.0L-I4	BGB	Direct Inj, DOHC VVT, Turbo, 16v, 147KW	03/05	03/08	IK22	0.8	IK22	-	VK22*
	2.0L-I4	BWE	Direct Inj, DOHC VVT, Turbo, 16v, 147KW	03/05	08/08	IK22	0.8	IK22	-	VK22*
	2.0L-I4	BUL	MPFI, DOHC, Turbo, 20v	06	07	IK22	0.8	IK22	-	VK22*
	2.0L-I4	CDNC	MPFI, DOHC VVT, Turbo, 16v, 155KW	10/08	08/13	IK22	0.8	IK22	-	VK22*
	2.0L-I4	CNCD	Direct Inj, DOHC VVT, I/C Turbo, 16v, 165KW	09/13	ON	DEALER SALES	-	-	-	-
	2.8L-V6	ACK	MPFI, V-DOHC, 30v	01/97	06/01	K20TXR	1.0	IK20	K20TT	IK20TT
	3.0L-V6	ASN	MPFI, V-DOHC, 30v	06/01	06/06	K20TXR	1.0	IK20	K20TT	IK20TT
	3.0L-V6	BBJ	MPFI, V-DOHC, 30v	06/01	06/06	K20TXR	1.0	IK20	K20TT	IK20TT
	3.2L-V6	AUK	MPFI, DOHC, 24v, 188KW	03/05	ON	IK22	0.8	IK22	-	VK22*
	3.2L-V6	CALA	Direct Inj, DOHC VVT, 24v, 195KW	04/08	06/12	IK20TT	1.0	IK20	-	IK20TT
A5	1.8L-I4	CJEB	MPFI, DOHC VVT, Turbo, 16v, 125KW	03/12	ON	DEALER SALES	-	-	-	-
	2.0L-I4	CDNB	MPFI, DOHC VVT, Turbo, 16v, 132KW	05/09	02/12	IK22	0.8	IK22	-	VK22*
	2.0L-I4	CDNC	MPFI, DOHC, 16v, Turbo	08/09	ON	IK22	0.8	IK22	-	VK22*
	3.2L-V6	CALA	MPFI, V-DOHC, 24v	10/07	ON	IK20TT	1.0	IK20	-	IK20TT
A5 QUATTRO	2.0L-I4	CDNC	MPFI, DOHC VVT, Turbo, 16v, 155KW	09	08/13	IK22	0.8	IK22	-	VK22*
	2.0L-I4	CNCD	Direct Inj, DOHC VVT, I/C Turbo, 16v, 165KW	09/13	ON	DEALER SALES	-	-	-	-
A6	2.0L-I4	BPJ	Direct Inj, DOHC, Turbo, 16v, 125KW	09/06	02/11	IK22	0.8	IK22	-	VK22*
	2.0L-I4	CDNB	MPFI, DOHC VVT, Turbo, 16v, 132KW	10/11	02/15	IK22	0.8	IK22	-	VK22*
	2.4L-V6	AGA	MPFI, DOHC, 30v	98	10/04	K20TXR	1.0	IK20	K20TT	IK20TT
	2.4L-V6	APS	MPFI, DOHC, 30v	98	10/04	K20TXR	1.0	IK20	K20TT	IK20TT
	2.4L-V6	BDV	MPFI, DOHC, 30v	98	10/04	K20TXR	1.0	IK20	K20TT	IK20TT

MODEL	ENGINE SIZE	ENGINE CODE	SPECIFICATION	FROM	TO	DENSO PRIMARY	GAP (mm)	IRIDIUM POWER	NICKEL TT	IRIDIUM TT (*INDICATES IRIIDIUM TOUGH)
AUDI (CONT)										
A6	2.4L-V6	BDW	MPFI, V-DOHC, 30v	10/04	10/07	IK20TT	1.0	IK20	-	IK20TT
	2.6L-V6	ABC	MPFI, SOHC, 12v	06/94	09/97	K20PBR-S10	1.0	IK20	K20TT	IK20TT
	2.7L-V6	ARE	MPFI, DOHC, Twin Turbo, 30v	02/02	10/04	IK20TT	1.0	-	-	IK20TT
	2.8L-V6	AAH	MPFI, SOHC, 12v	06/94	10/97	K20PBR-S10	1.0	IK20	K20TT	IK20TT
	2.8L-V6	ACK	MPFI, V-DOHC, 30v	98	02/02	K20TXR	1.0	IK20	K20TT	IK20TT
	2.8L-V6	APR	MPFI, V-DOHC, 30v	98	02/02	K20TXR	1.0	IK20	K20TT	IK20TT
	2.8L-V6	BDX	Direct Inj, DOHC VVT, 24v, 154KW	11/07	ON	IK20TT	1.0	IK20	-	IK20TT
	2.8L-V6	CCE	Direct Inj, DOHC VVT, 24v, 162KW	11/07	ON	IK20TT	1.0	IK20	-	IK20TT
	3.0L-V6	BBJ	MPFI, V-DOHC, 30v	02/02	05/05	K20TXR	1.0	IK20	K20TT	IK20TT
	3.2L-V6	AUK	MPFI, DOHC, 24v, 188KW	06/05	01/08	IK22	0.8	IK22	-	VK22*
	4.2L-V8	ARS	MPFI, V-DOHC, 32v	99	02/02	K20TXR	1.0	IK20	K20TT	IK20TT
	4.2L-V8	ASG	MPFI, V-DOHC, 40v	02/02	10/04	K20TXR	1.0	IK20	K20TT	IK20TT
	4.2L-V8	BAT	MPFI, DOHC, 40v, 246KW	10/04	06/05	K20TXR	1.0	IK20	K20TT	IK20TT
A6 QUATTRO	2.8L-V6	CHV	Direct Inj, DOHC VVT, 24v, 150KW	07/11	02/15	IK20TT	1.0	IK20	-	IK20TT
	3.0L-V6	ASN	MPFI, DOHC VVT, 30v	01	04	K20TXR	1.0	IK20	K20TT	IK20TT
	3.0L-V6	CAJ	Direct Inj, DOHC VVT, Turbo, 24v, 213KW	03/09	06/11	IK24	0.8	IK24	-	-
	3.0L-V6	CGW	Direct Inj, DOHC VVT, Supercharged, 24v, 228KW	01/13	02/15	IK24	0.8	IK24	-	-
	3.2L-V6	AUK	MPFI, DOHC, 24v, 188KW	06/05	02/09	IK22	0.8	IK22	-	VK22*
	4.2L-V8	BVJ	MPFI, DOHC VVT, 32v, 257KW	06	08	VKB20	1.1	-	-	VKB20*
A7 QUATTRO	3.0L-V6	CGWB	Direct Inj, DOHC VVT, Supercharged, 24v, 220KW	03/11	02/15	IK24	0.8	IK24	-	-
A8	2.8L-V6	AAH	MPFI, SOHC, 12v	05/95	09/96	K20PBR-S10	1.0	IK20	K20TT	IK20TT
	3.2L-V6	BPK	Direct Inj, DOHC VVT, 24v, 191KW	11/06	01/08	IK22	0.8	IK22	-	VK22*
	3.7L-V8	AEW	MPFI, DOHC, 32v	96	12/98	T20EPR-U	0.8	IT20	T20TT	IT20TT
	3.7L-V8	BFL	MPFI, V-DOHC, 40v	08/03	07/05	K20TXR	1.0	IK20	K20TT	IK20TT
	4.2L-V8	ABZ	MPFI, DOHC, 32v	96	07/00	T20EPR-U	0.8	IT20	T20TT	IT20TT
	4.2L-V8	AUW	MPFI, DOHC, 40v	01	03	K20TXR	1.0	IK20	K20TT	IK20TT
	4.2L-V8	BFM	MPFI, V-DOHC, 40v	08/04	07/05	K20TXR	1.0	IK20	K20TT	IK20TT
	6.0L-W12	BHT	MPFI, V-DOHC, 48v	08/05	ON	IK20TT	1.0	IK20	-	IK20TT

MODEL	ENGINE SIZE	ENGINE CODE	SPECIFICATION	FROM	TO	DENSO PRIMARY	GAP (mm)	IRIDIUM POWER	NICKEL TT	IRIDIUM TT (*INDICATES IRIIDIUM TOUGH)
AUDI (CONT)										
A8 QUATTRO	3.2L-V6	BPK	Direct Inj, DOHC VVT, 24v, 191KW	11/06	08/10	IK22	0.8	IK22	-	VK22*
	4.2L-V8	BJJ	MPFI, DOHC VVT, 32v, 252KW	08/05	08/10	VKB20	1.1	-	-	VKB20*
	4.2L-V8	CDRA	Direct Inj, DOHC VVT, 32v, 273KW	09/10	04/13	VKB20	1.1	-	-	VKB20*
	4.2L-V8	AQF	MPFI, DOHC, 40v	99	11/01	K20TXR	1.0	IK20	K20TT	IK20TT
C5 ALLROAD	2.7L-V6	ARE	MPFI, DOHC, 30v	02/01	12/06	IK20TT	1.0	-	-	IK20TT
	2.7L-V6	BES	MPFI, DOHC, 30v	02/01	12/06	IK20TT	1.0	-	-	IK20TT
	4.2L-V8	BAS	MPFI, DOHC, 32v	01/04	12/06	K20TXR	1.0	IK20	K20TT	IK20TT
CABRIOLET	2.6L-V6	ABC	MPFI, SOHC, 12v	94	99	K20PBR-S10	1.0	IK20	K20TT	IK20TT
FOX	1.6L-I4	FS	CARB, SOHC, 8v	11/75	02/79	W20EP-U	0.8	IW20	W20TT	IW20TT
Q3	1.4L-I4	CHPB	Direct Inj, DOHC VVT, I/C Turbo, 16v, 110KW	02/14	05/15	DEALER SALES	-	-	-	-
Q3 QUATTRO	2.0L-I4	CCZC	Direct Inj, DOHC, Turbo, 16v, 125KW	04/12	ON	IK22	0.8	IK22	-	VK22*
	2.0L-I4	CPS	Direct Inj, DOHC, Turbo, 16v, 155KW	04/12	ON	IK22	0.8	IK22	-	VK22*
Q5 QUATTRO	2.0L-I4	CDNC	MPFI, DOHC VVT, Turbo, 16v, 155KW	03/09	09/12	IK22	0.8	IK22	-	VK22*
	2.0L-I4	CNCD	MPFI, DOHC VVT, Turbo, 16v, 165KW	10/12	ON	DEALER SALES	-	-	-	-
	3.2L-V6	CALB	Direct Inj, DOHC VVT, 24v, 199KW	03/09	ON	IK20TT	1.0	IK20	-	IK20TT
Q7 QUATTRO	3.0L-V6	CJT	Direct Inj, DOHC VVT, Supercharged, 24v, 245KW	10/10	ON	IK24	0.8	IK24	-	-
	3.6L-V6	BHK	Direct Inj, DOHC VVT, 24v, 206KW	09/06	09/10	DEALER SALES	-	-	-	-
	4.2L-V8	BAR	Direct Inj, DOHC VVT, 32v, 257KW	09/06	09/10	VKB20	1.1	-	-	VKB20*
R8 GT	5.2L-V10	CMP	Direct Inj, DOHC VVT, 40v, 412KW	09/11	06/12	IK22	0.8	IK22	-	VK22*
R8 QUATTRO	4.2L-V8	BYH	Direct Inj, DOHC VVT, 32v, 309KW	10/07	10	IK22	0.8	IK22	-	VK22*
	4.2L-V8	CNDA	Direct Inj, DOHC VVT, 32v, 309KW	10	ON	IK22	0.8	IK22	-	VK22*
	5.2L-V10	BUJ	Direct Inj, DOHC VVT, 40v, 386KW	08/09	ON	IK22	0.8	IK22	-	VK22*
R8 V10 PLUS QUATTRO	5.2L-V10	CTPA	Direct Inj, DOHC VVT, 40v, 404KW	03/13	ON	IK22	0.8	IK22	-	VK22*
	5.2L-V10	CTY	Direct Inj, DOHC VVT, 40v, 404KW	03/13	ON	IK22	0.8	IK22	-	VK22*
RS2	2.2L-I5	ADU	EFI, DOHC, Turbo, 20v	94	96	IK22	0.8	IK22	-	VK22*
RS4	2.7L-V6	ASJ	MPFI, DOHC, Twin Turbo, 30v	02/01	04/02	IK22	0.8	IK22	-	VK22*
RS4 QUATTRO	2.7L-V6	ASJ	MPFI, DOHC VVT, Twin Turbo, 30v, 280KW	11/00	07/01	IK22	0.8	IK22	-	VK22*
	4.2L-V8	BNS	MPFI, DOHC VVT, 32v, 309KW	05/06	09/08	IK22	0.8	IK22	-	VK22*

MODEL	ENGINE SIZE	ENGINE CODE	SPECIFICATION	FROM	TO	DENSO PRIMARY	GAP (mm)	IRIDIUM POWER	NICKEL TT	IRIDIUM TT (*INDICATES IRIIDIUM TOUGH)
AUDI (CONT)										
RS6 C5	4.2L-V8	BCY	MPFI, DOHC VVT, Twin Turbo, 40v, 331KW	10/03	01/05	IK22	0.8	IK22	-	VK22*
RS6 QUATTRO C5	4.2L-V8	BCY	MPFI, DOHC VVT, Twin Turbo, 40v, 331KW	10/03	01/05	IK22	0.8	IK22	-	VK22*
S2	2.2L-I5	ABY	EFI, DOHC, Turbo, 20v	09/94	01/96	IK22	0.8	IK22	-	VK22*
S3	1.8L-I4	AMK	MPFI, DOHC, Turbo, 20v, 154KW	11/00	04/02	IK20TT	1.0	-	-	IK20TT
	1.8L-I4	APY	MPFI, V-DOHC, Turbo, 20v	12/99	04/02	IK20TT	1.0	-	-	IK20TT
	1.8L-I4	BAM	MPFI, V-DOHC, Turbo, 20v	12/99	04/02	IK20TT	1.0	-	-	IK20TT
	2.0L-I4	BZC	MPFI, DOHC, Turbo, 16v, 188KW	05/07	03/11	IK22	0.8	IK22	-	VK22*
	2.0L-I4	CDLC	Direct Inj, DOHC, Turbo, 16v, 188KW	05/07	ON	IK22	0.8	IK22	-	VK22*
S3 QUATTRO	2.0L-I4	CJXB	Direct Inj, DOHC VVT, I/C Turbo, 16v, 206KW	12/13	ON	DEALER SALES	-	-	-	-
S4	2.2L-I5	AAN	MPFI, DOHC, Turbo, 20v, 169KW	07/93	02/95	IK22	0.8	IK22	-	VK22*
	2.7L-V6	AGB	MPFI, DOHC, Twin Turbo, 30v, 195KW	12/99	04/02	IK20TT	1.0	-	-	IK20TT
	2.7L-V6	AZB	MPFI, DOHC, Twin Turbo, 30v, 195KW	01	08/03	IK20TT	1.0	-	-	IK20TT
	4.2L-V8	BBK	MPFI, DOHC, 40v	10/03	ON	K20TXR	1.0	IK20	K20TT	IK20TT
S4 QUATTRO	3.0L-V6	CAKA	MPFI, DOHC VVT, Supercharged, 24v, 245KW	05/09	06/12	IK24	0.8	IK24	-	-
S5 QUATTRO	3.0L-V6	CAKA	Direct Inj, DOHC VVT, Supercharged, 24v, 245KW	12/09	02/12	IK24	0.8	IK24	-	-
	4.2L-V8	CAUA	Direct Inj, DOHC VVT, 32v, 260KW	10/07	02/12	VKB20	1.1	-	-	VKB20*
S6	4.2L-V8	AQJ	MPFI, DOHC, 40v	02/01	12/04	K20TXR	1.0	IK20	K20TT	IK20TT
S6 QUATTRO	4.2L-V8	ANK	MPFI, DOHC VVT, 40v, 250KW	02/02	12/04	K20TXR	1.0	IK20	K20TT	IK20TT
S6 V10 QUATTRO	5.2L-V10	BXA	Direct Inj, DOHC VVT, 40v, 320KW	11/06	09/11	VKB20	1.1	-	-	VKB20*
S8	4.2L-V8	AHC	MPFI, DOHC, 40v	07/98	12/02	T20EPR-U	0.8	IT20	T20TT	IT20TT
S8 QUATTRO	5.2L-V10	BSM	Direct Inj, DOHC VVT, 40v	06	07	VKB20	1.1	-	-	VKB20*
TT	1.8L-I4	AJQ	MPFI, V-DOHC, Turbo, 20v	05/99	10/06	IK20TT	1.0	-	-	IK20TT
	1.8L-I4	APP	MPFI, V-DOHC, Turbo, 20v	05/99	10/06	IK20TT	1.0	-	-	IK20TT
	1.8L-I4	ARY	MPFI, V-DOHC, Turbo, 20v	05/99	10/06	IK20TT	1.0	-	-	IK20TT
	1.8L-I4	AUM	MPFI, V-DOHC, Turbo, 20v	05/99	10/06	IK20TT	1.0	-	-	IK20TT
	1.8L-I4	AUQ	MPFI, V-DOHC, Turbo, 20v	05/99	10/06	IK20TT	1.0	-	-	IK20TT
	1.8L-I4	BVP	MPFI, V-DOHC, Turbo, 20v	05/99	10/06	IK20TT	1.0	-	-	IK20TT
	1.8L-I4	BVR	MPFI, V-DOHC, Turbo, 20v	05/99	10/06	IK20TT	1.0	-	-	IK20TT

MODEL	ENGINE SIZE	ENGINE CODE	SPECIFICATION	FROM	TO	DENSO PRIMARY	GAP (mm)	IRIDIUM POWER	NICKEL TT	IRIDIUM TT (*INDICATES IRIIDIUM TOUGH)
AUDI (CONT)										
TT	1.8L-14	APX	MPFI, V-DOHC, Turbo, 20v	05/00	02/03	IK20TT	1.0	-	-	IK20TT
	1.8L-14	CDAA	MPFI, DOHC, Turbo, 16v, 118KW	07/09	01/15	IK22	0.8	IK22	-	VK22*
	2.0L-14	BWA	Direct Inj, DOHC, Turbo, 16v, 147KW	11/06	10/10	IK22	0.8	IK22	-	VK22*
	2.0L-14	CESA	Direct Inj, DOHC VVT, Turbo, 16v, 155KW	11/10	01/15	IK22	0.8	IK22	-	VK22*
TT QUATTRO	1.8L-14	APX	MPFI, V-DOHC, Turbo, 20v	10/99	02/03	IK20TT	1.0	-	-	IK20TT
	1.8L-14	BAM	MPFI, V-DOHC, Turbo, 20v	10/99	02/03	IK20TT	1.0	-	-	IK20TT
	2.0L-14	CCZA	Direct Inj, DOHC, Turbo, 16v, 147KW	07/09	10/10	IK22	0.8	IK22	-	VK22*
	2.0L-14	CESA	Direct Inj, DOHC VVT, Turbo, 16v, 155KW	11/10	01/15	IK22	0.8	IK22	-	VK22*
	3.2L-V6	BHE	EFI, DOHC, 24v, 184KW	04	05	DEALER SALES	-	-	-	-
	3.2L-V6	BPF	MPFI, DOHC, 24v, 184KW	04	10/06	DEALER SALES	-	-	-	-
	3.2L-V6	BUB	MPFI, DOHC, 24v, 184KW	11/06	05/10	DEALER SALES	-	-	-	-
TTS	2.0L-14	CDL	Direct Inj, DOHC, Turbo, 16v, 200KW	07/08	ON	IK22	0.8	IK22	-	VK22*
TTS QUATTRO	2.0L-14	CDLB	Direct Inj, DOHC, Turbo, 16v, 200KW	07/08	01/15	IK22	0.8	IK22	-	VK22*
V8	3.6L-V8	PT	MPFI, DOHC, 32v	11/90	05/92	T20EPR-U	0.8	IT20	T20TT	IT20TT
AUSTIN (SEE ROVER GROUP)										
AUSTIN HEALEY										
3000 MK1	2.9L-16	2.9L	Twin CARB, OHV, 12v	60	61	W20EP-U	0.8	IW20	W20TT	IW20TT
3000 MK2	2.9L-16	2.9L	Twin CARB, OHV, 12v	62	63	W20EP-U	0.8	IW20	W20TT	IW20TT
3000 MK3	2.9L-16	2.9L	Twin CARB, OHV, 12v	63	68	W20EP-U	0.8	IW20	W20TT	IW20TT
SPRITE SPORTS MK1	0.9L-14	A SERIES	CARB, OHV, 8v	58	62	W20EP-U	0.8	IW20	W20TT	IW20TT
SPRITE SPORTS MK2	0.9L-14	A SERIES	CARB, OHV, 8v	62	62	W20EP-U	0.8	IW20	W20TT	IW20TT
SPRITE SPORTS MK2A	1.1L-14	A SERIES	CARB, OHV, 8v	63	63	W20EP-U	0.8	IW20	W20TT	IW20TT
SPRITE SPORTS MK3, MK3A	1.1L-14	A SERIES	CARB, OHV, 8v	64	67	W20EP-U	0.8	IW20	W20TT	IW20TT
BEDFORD										
CF	2.0L-14	2000	CARB, SOHC, 8v	85	88	T20P-U	0.9	ITF20	-	ITF20TT
	2.3L-14	2300	CARB, SOHC, 8v	72	88	T20P-U	0.9	ITF20	-	ITF20TT
	3.3L-16	202 RED	CARB, OHV, 12v	79	85	T16P-U	0.9	ITF16	-	ITF16TT
BENTLEY										

MODEL	ENGINE SIZE	ENGINE CODE	SPECIFICATION	FROM	TO	DENSO PRIMARY	GAP (mm)	IRIDIUM POWER	NICKEL TT	IRIDIUM TT (*INDICATES IRIIDIUM TOUGH)
BENTLEY (CONT)										
ARNAGE	4.4L-V8	4.4L	MPFI, DOHC, Twin Turbo, 32v, 260KW	06/98	12/01	K20TXR	1.0	IK20	K20TT	IK20TT
	6.8L-V8	L675	MPFI, OHV, Turbo, 16v, 298KW	10/99	03	K20TXR	1.0	IK20	K20TT	IK20TT
AZURE	6.8L-V8	L410	MPFI, OHV, Turbo, 16v, 286KW	95	99	IK16TT	1.0	IK16	-	IK16TT
BROOKLANDS	6.8L-V8	L410	MPFI, OHV, 16v, 183KW	93	96	IK16TT	1.0	IK16	-	IK16TT
CONTINENTAL	6.8L-V8	L410	EFI, OHV, 16v, 235KW	01/93	10/94	IK16TT	1.0	IK16	-	IK16TT
CONTINENTAL FLYING SPUR	6.0L-W12	BWR	MPFI, DOHC VVT, Twin Turbo, 48v, 411KW	02/06	08/13	IK16TT	1.0	IK16	-	IK16TT
CONTINENTAL FLYING SPUR SPEED	6.0L-W12	BWR	MPFI, DOHC VVT, Twin Turbo, 48v, 449KW	08/08	08/13	IK16TT	1.0	IK16	-	IK16TT
CONTINENTAL GT	6.0L-W12	BEB	MPFI, DOHC VVT, Twin Turbo, 48v, 411KW	02/04	02/06	IK20TT	1.0	-	-	IK20TT
	6.0L-W12	BWR	MPFI, DOHC VVT, Twin Turbo, 48v, 411KW	02/06	06/11	IK16TT	1.0	IK16	-	IK16TT
CONTINENTAL GT SPEED	6.0L-W12	BWR	MPFI, DOHC VVT, Twin Turbo, 48v, 449KW	11/07	06/11	IK16TT	1.0	IK16	-	IK16TT
CONTINENTAL GTC	6.0L-W12	BWR	MPFI, DOHC VVT, Twin Turbo, 48v, 411KW	11/07	09/11	IK16TT	1.0	IK16	-	IK16TT
CONTINENTAL GTC SPEED	6.0L-W12	BWR	MPFI, DOHC VVT, Twin Turbo, 48v, 449KW	02/10	03/14	IK16TT	1.0	IK16	-	IK16TT
CONTINENTAL T	6.8L-V8	L410	MPFI, OHV, Turbo, 16v, 300KW	96	03	IK16TT	1.0	IK16	-	IK16TT
EIGHT	6.8L-V8	L410	MPFI, OHV, 16v, 154KW	87	91	IW16TT	1.0	IW16	-	IW16TT
MULSANNE S	6.8L-V8	L410	MPFI, OHV, 16v, 154KW	09/87	07/92	IW16TT	1.0	IW16	-	IW16TT
S2	6.2L-V8	6.2	CARB, OHV, 16v	60	62	W20EP-U	0.8	IW20	W20TT	IW20TT
S3	6.2L-V8	6.2	CARB, OHV, 16v	62	65	W20EP-U	0.8	IW20	W20TT	IW20TT
T1	6.2L-V8	6.2	Twin CARB, OHV, 16v	66	70	W16EPR-U	0.8	IW16	W16TT	IW16TT
	6.8L-V8	6.8	Twin CARB, OHV, 16v	70	76	W16EPR-U	0.8	IW16	W16TT	IW16TT
T2	6.8L-V8	6.8	Twin CARB, OHV, 16v	77	80	W16EPR-U	0.8	IW16	W16TT	IW16TT
TURBO R	6.8L-V8	L410	MPFI, OHV, Turbo, 16v, 230KW	88	92	IK16TT	1.0	IK16	-	IK16TT
TURBO S	6.8L-V8	L410	MPFI, OHV, Turbo, 16v, 265KW	94	95	IK16TT	1.0	IK16	-	IK16TT
BMW										
116i E87	1.6L-I4	N45	MPFI, DOHC, 16v	03/05	02/08	K20TXR	1.0	IK20	K20TT	IK20TT
116i F20	1.6L-I4	N13B16A	Direct Inj, DOHC VVT, I/C Turbo, 16v, 100KW	10/11	ON	DEALER SALES	-	-	-	-
118i E87	2.0L-I4	N46B20	MPFI, DOHC, 16v	09/04	11	IK20TT	1.0	IK20	-	IK20TT
118i F20	1.6L-I4	N13B16A	Direct Inj, DOHC VVT, I/C Turbo, 16v, 100KW/125KW	10/11	ON	DEALER SALES	-	-	-	-
120i E82	2.0L-I4	N43B20	MPFI, DOHC VVT, 16v, 115KW	04/11	02/14	DEALER SALES	-	-	-	-

MODEL	ENGINE SIZE	ENGINE CODE	SPECIFICATION	FROM	TO	DENSO PRIMARY	GAP (mm)	IRIDIUM POWER	NICKEL TT	IRIDIUM TT (*INDICATES IRIIDIUM TOUGH)
BMW (CONT)										
120i E87	2.0L-14	N46B20	MPFI, DOHC, 16v	09/04	09/11	IK20TT	1.0	IK20	-	IK20TT
120i E88	2.0L-14	N43B20	MPFI, DOHC VVT, 16v, 115KW	03/08	01/15	DEALER SALES	-	-	-	-
120i F20	1.6L-14	N13B16A	Direct Inj, DOHC VVT, I/C Turbo, 16v, 130KW	06/15	ON	DEALER SALES	-	-	-	-
125i E82/E88	3.0L-16	N52	MPFI, DOHC, 24v	05/08	13	IKH20TT	1.0	IKH20	-	IKH20TT
125i F20	2.0L-14	N20B20A	Direct Inj, DOHC VVT, Turbo, 16v, 160KW	04/12	ON	DEALER SALES	-	-	-	-
130i E87	3.0L-16	N52	MPFI, DOHC, 24v	11/05	11	IKH20TT	1.0	IKH20	-	IKH20TT
135i E82	3.0L-16	N54B30	Direct Inj, DOHC VVT, Twin Turbo, 24v, 225KW	05/08	10/10	DEALER SALES	-	-	-	-
1500	1.5L-14	M10	CARB, SOHC, 8v	10/62	12/64	W20EP-U	0.8	IW20	W20TT	IW20TT
1600	1.6L-14	M10	CARB, SOHC, 8v	10/67	07/73	W20EP-U	0.8	IW20	W20TT	IW20TT
1800	1.8L-14	M10	CARB, SOHC, 8v	05/67	04/69	W20EP-U	0.8	IW20	W20TT	IW20TT
2000	2.0L-14	M10	CARB/MPFI, SOHC, 8v	05/67	03/76	W20EP-U	0.8	IW20	W20TT	IW20TT
220i F22	2.0L-14	N20B20A	Direct Inj, DOHC VVT, I/C Turbo, 16v, 135KW	03/14	ON	DEALER SALES	-	-	-	-
220i F23	2.0L-14	N20B20A	Direct Inj, DOHC VVT, I/C Turbo, 16v, 135KW	02/15	ON	DEALER SALES	-	-	-	-
228i F22	2.0L-14	N20B20A	Direct Inj, DOHC VVT, I/C Turbo, 16v, 180KW	08/14	ON	DEALER SALES	-	-	-	-
228i F23	2.0L-14	N20B20A	Direct Inj, DOHC VVT, I/C Turbo, 16v, 180KW	02/15	ON	DEALER SALES	-	-	-	-
2500	2.5L-16	M30	CARB, SOHC, 12v	01/69	06/75	W20EP-U	0.8	IW20	W20TT	IW20TT
2800	2.8L-16	M30	CARB, SOHC, 12v	01/69	11/71	W20EP-U	0.8	IW20	W20TT	IW20TT
3.0 LA	3.0L-16	M30	CARB, SOHC, 12v	09/72	12/78	W20EP-U	0.8	IW20	W20TT	IW20TT
3.3 LA	3.3L-16	M30	CARB, SOHC, 12v	08/74	06/75	W20EP-U	0.8	IW20	W20TT	IW20TT
316i E30	1.6L-14	M40B16	MPFI, SOHC, 8v, 76KW	88	92	K20TXR	1.0	IK20	K20TT	IK20TT
316i E36	1.6L-14	M43	MPFI, SOHC, 8v	03/95	04/99	K20TXR	1.0	IK20	K20TT	IK20TT
316i E46	1.9L-14	M43	MPFI, SOHC, 8v	04/99	02/02	K20TXR	1.0	IK20	K20TT	IK20TT
316i F30	1.6L-14	N13B16A	Direct Inj, DOHC VVT, I/C Turbo, 16v, 100KW	05/13	ON	-	-	-	-	-
316ti E46	1.8L-14	N42	MPFI, DOHC, 16v Turbo	10/01	07/05	K20TXR	1.0	IK20	K20TT	IK20TT
318i E21	1.8L-14	M10	MPFI, SOHC, 8v	03/80	12/87	W16EP-U	0.8	IW16	W16TT	IW16TT
318i E30	1.8L-14	M10	MPFI, SOHC, 8v	03/80	12/87	W16EP-U	0.8	IW16	W16TT	IW16TT
	1.8L-14	M40	MPFI, SOHC, 8v	11/88	03/91	K16TT	0.8	IK16	K16TT	IK16TT
	1.8L-14	M42	EFI, DOHC, 16v	07/90	05/96	K20TXR	1.0	IK20	K20TT	IK20TT

MODEL	ENGINE SIZE	ENGINE CODE	SPECIFICATION	FROM	TO	DENSO PRIMARY	GAP (mm)	IRIDIUM POWER	NICKEL TT	IRIDIUM TT (*INDICATES IRIIDIUM TOUGH)
BMW (CONT)										
318i E36	1.8L-I4	M40	MPFI, SOHC, 8v	05/91	02/02	K20TXR	1.0	IK20	K20TT	IK20TT
	1.8L-I4	M43	MPFI, SOHC, 8v	05/91	02/02	K20TXR	1.0	IK20	K20TT	IK20TT
318i E46	1.9L-I4	M43	EFI, SOHC, 16v	08/98	05/05	K20TXR	1.0	IK20	K20TT	IK20TT
	2.0L-I4	N46	MPFI, DOHC, 16v	02/02	12/06	IK20TT	1.0	IK20	-	IK20TT
318is E36	1.9L-I4	M44	EFI, DOHC, 16v	04/96	05/01	K20TXR	1.0	IK20	K20TT	IK20TT
318ti E46	2.0L-I4	N42	MPFI, DOHC, 16v	02/02	05/05	K20TXR	1.0	IK20	K20TT	IK20TT
320 E21	2.0L-I4	M10	CARB, SOHC, 8v	03/76	02/80	W16EP-U	0.8	IW16	W16TT	IW16TT
320i E21	2.0L-I4	M10	MPFI, SOHC, 8v	02/76	12/79	W16EP-U	0.8	IW16	W16TT	IW16TT
320i E30	2.0L-I6	M20B20K	EFI, SOHC, 12v	02/88	03/90	W16TT	0.8	IW16	W16TT	IW16TT
320i E36	2.0L-I6	M50	MPFI, DOHC, 24v	04/91	12/95	K20TXR	1.0	IK20	K20TT	IK20TT
	2.0L-I6	M52B20	MPFI, DOHC VVT, 24v, 110KW	95	98	K20TXR	1.0	IK20	K20TT	IK20TT
320i E46	2.0L-I6	M52B20	MPFI, DOHC VVT, 24v, 110KW	98	01	K20TXR	1.0	IK20	K20TT	IK20TT
	2.2L-I6	M54	MPFI, DOHC, 24v	06/02	05/05	K20TXR	1.0	IK20	K20TT	IK20TT
320i E90	2.0L-I4	N46B20	MPFI, DOHC VVT, 16v, 110KW	05/05	ON	IK20TT	1.0	IK20	-	IK20TT
320i E91	2.0L-I4	N46B20	MPFI, DOHC, 16v	05/08	ON	IK20TT	1.0	IK20	-	IK20TT
323i E21/E30	2.3L-I6	M20	MPFI, SOHC, 12v	06/79	12/85	W16EP-U	0.8	IW16	W16TT	IW16TT
323i E36	2.5L-I6	M52	MPFI, DOHC, 24v	12/95	02/02	K20TXR	1.0	IK20	K20TT	IK20TT
323i E90	2.5L-I6	N52B25	MPFI, DOHC VVT, 24v	05	01/12	IKH20TT	1.0	IKH20	-	IKH20TT
323i E91	2.5L-I6	N52B25	MPFI, DOHC VVT, 24v, 130KW	06/06	05/07	IKH20TT	1.0	IKH20	-	IKH20TT
323i E92	2.5L-I6	N52B25	MPFI, DOHC, 24v	06/07	ON	IKH20TT	1.0	IKH20	-	IKH20TT
323i/323Ci E46	2.5L-I6	M52	MPFI, DOHC, 24v	09/98	10/00	K20TXR	1.0	IK20	K20TT	IK20TT
325E E30	2.7L-I6	M20B25	EFI, SOHC, 12v	01/86	12/87	W16TT	0.8	IW16	W16TT	IW16TT
	2.7L-I6	M20B27	EFI, SOHC, 12v	01/86	12/87	W16TT	0.8	IW16	W16TT	IW16TT
325i E30	2.5L-I6	M20B25	EFI, SOHC, 12v, 125KW	01/88	10/92	W16TT	0.8	IW16	W16TT	IW16TT
	2.5L-I6	M52	MPFI, SOHC, 12v	01/88	02/93	W16TT	0.8	IW16	W16TT	IW16TT
325i E36	2.5L-I6	M50	MPFI, DOHC, 24v	04/91	09/95	K20TXR	1.0	IK20	K20TT	IK20TT
325i E46	2.5L-I6	M54	MPFI, DOHC, 24v	10/00	02/07	K20TXR	1.0	IK20	K20TT	IK20TT
325i E90/E92/E93	2.5L-I6	N52	MPFI, DOHC, 24v	07/05	11	IKH20TT	1.0	IKH20	-	IKH20TT

MODEL	ENGINE SIZE	ENGINE CODE	SPECIFICATION	FROM	TO	DENSO PRIMARY	GAP (mm)	IRIDIUM POWER	NICKEL TT	IRIDIUM TT (*INDICATES IRIIDIUM TOUGH)
BMW (CONT)										
325is E30	2.5L-16	M20B25	EFI, SOHC, 12v, 125KW	09/88	03/90	W16TT	0.8	IW16	W16TT	IW16TT
328i E36	2.8L-16	M52	MPFI, DOHC, 24v	06/95	09/00	K20TXR	1.0	IK20	K20TT	IK20TT
328i F30	2.0L-14	N20B20A	Direct Inj, DOHC VVT, Turbo, 16v, 180KW	02/12	ON	DEALER SALES	-	-	-	-
328i GRAN TURISMO F34	2.0L-14	N20B20A	Direct Inj, DOHC VVT, Turbo, 16v, 180KW	05/13	ON	DEALER SALES	-	-	-	-
328i/328Ci E46	2.8L-16	M52	MPFI, DOHC, 24v	09/98	10/00	K20TXR	1.0	IK20	K20TT	IK20TT
330i E46	3.0L-16	M54	MPFI, DOHC, 24v	09/00	02/07	K20TXR	1.0	IK20	K20TT	IK20TT
330i E90	3.0L-16	N52	MPFI, DOHC, 24v	05/05	11/06	IKH20TT	1.0	IKH20	-	IKH20TT
335i E92	3.0L-16	N54B30A	Direct Inj, DOHC VVT, Twin Turbo, 24v, 225KW	10/06	03/10	DEALER SALES	-	-	-	-
335i E93	3.0L-16	N54B30A	Direct Inj, DOHC VVT, Twin Turbo, 24v, 225KW	10/06	03/10	DEALER SALES	-	-	-	-
428i F32	2.0L-14	N20B20A	Direct Inj, DOHC VVT, I/C Turbo, 16v, 180KW	10/13	ON	DEALER SALES	-	-	-	-
428i F33	2.0L-14	N20B20A	Direct Inj, DOHC VVT, I/C Turbo, 16v, 180KW	01/14	ON	DEALER SALES	-	-	-	-
428i GRAN COUPE F36	2.0L-14	N20B20A	Direct Inj, DOHC VVT, I/C Turbo, 16v, 180KW	05/14	ON	DEALER SALES	-	-	-	-
518i E34	1.8L-14	M40B18	EFI, SOHC, 8v	90	93	K20TXR	1.0	IK20	K20TT	IK20TT
520 E12	2.0L-14	M10	CARB, SOHC, 8v	73	77	W20EP-U	0.8	IW20	W20TT	IW20TT
520i E28	2.0L-16	M20	MPFI, SOHC, 12v	83	85	W20EP-U	0.8	IW20	W20TT	IW20TT
520i E34	2.0L-16	M20B20	EFI, SOHC, 12v	88	90	W16TT	0.8	IW16	W16TT	IW16TT
	2.0L-16	M50	MPFI, DOHC, 24v	11/90	03/96	K20TXR	1.0	IK20	K20TT	IK20TT
520i E39	2.0L-16	M52B20	MPFI, DOHC VVT, 24v	96	00	K20TXR	1.0	IK20	K20TT	IK20TT
	2.2L-16	M54B22	EFI, DOHC, 24v	00	05	K20TXR	1.0	IK20	K20TT	IK20TT
523i E39	2.5L-16	M52	MPFI, DOHC, 24v	04/96	11/00	K20TXR	1.0	IK20	K20TT	IK20TT
523i E60	2.5L-16	N52B25	MPFI, DOHC VVT, 24v, 140KW	03/07	06/10	IKH20TT	1.0	IKH20	-	IKH20TT
525 E12	2.5L-16	M30	CARB, SOHC, 12v	03/74	08/75	W20EP-U	0.8	IW20	W20TT	IW20TT
525E E28	2.7L-16	M20	MPFI, SOHC, 12v	86	90	W16EP-U	0.8	IW16	W16TT	IW16TT
525i E34	2.5L-16	M20B25	MPFI, SOHC, 12v	86	90	W16TT	0.8	IW16	W16TT	IW16TT
	2.5L-16	M50	MPFI, DOHC, 24v	90	96	K20TXR	1.0	IK20	K20TT	IK20TT
525i E39	2.5L-16	M54B25	MPFI, DOHC, 24v, 141KW	12/00	10/03	K20TXR	1.0	IK20	K20TT	IK20TT
525i E60	2.5L-16	M54B25	MPFI, DOHC, 24v	12/00	05/05	K20TXR	1.0	IK20	K20TT	IK20TT
	2.5L-16	N52B25	MPFI, DOHC, 24v	06/05	10	IKH20TT	1.0	IKH20	-	IKH20TT

MODEL	ENGINE SIZE	ENGINE CODE	SPECIFICATION	FROM	TO	DENSO PRIMARY	GAP (mm)	IRIDIUM POWER	NICKEL TT	IRIDIUM TT (*INDICATES IRIIDIUM TOUGH)
BMW (CONT)										
528 E12	2.8L-I6	M30	CARB, 12v	75	77	W20EP-U	0.8	IW20	W20TT	IW20TT
528i E28	2.8L-I6	M30	EFI, SOHC, 12v	81	85	W16EP-U	0.8	IW16	W16TT	IW16TT
528i E39	2.8L-I6	M52	MPFI, DOHC, 24v	96	01/01	K20TXR	1.0	IK20	K20TT	IK20TT
528i F10	3.0L-I6	N53B30	Direct Inj, DOHC VVT, 24v, 190KW	06/10	10/11	DEALER SALES	-	-	-	-
530i E34	3.0L-V8	M60	MPFI, DOHC, 32v	04/93	03/96	K20TXR	1.0	IK20	K20TT	IK20TT
530i E39	3.0L-I6	M54B30	MPFI, DOHC VVT, 24v, 170KW	12/00	09/03	K20TXR	1.0	IK20	K20TT	IK20TT
530i E60	3.0L-I6	M54B30	MPFI, DOHC VVT, 24v, 170KW	10/03	05/05	K20TXR	1.0	IK20	K20TT	IK20TT
	3.0L-I6	N52B30	MPFI, DOHC VVT, 24v	05/05	10	IKH20TT	1.0	IKH20	-	IKH20TT
530i E61	3.0L-I6	N52B30	MPFI, DOHC VVT, 24v	05/05	10	IKH20TT	1.0	IKH20	-	IKH20TT
535i E28	3.4L-I6	M30	MPFI, SOHC, 12v	86	88	W16EP-U	0.8	IW16	W16TT	IW16TT
535i E34	3.4L-I6	M30	MPFI, SOHC, 12v	09/88	08/92	W16TT	0.8	IW16	W16TT	IW16TT
535i E39	3.5L-V8	M62	MPFI, DOHC, 32v	96	01/01	K20TXR	1.0	IK20	K20TT	IK20TT
540i E34	4.0L-V8	M60	MPFI, DOHC, 32v	04/93	03/96	K20TXR	1.0	IK20	K20TT	IK20TT
540i E39	4.4L-V8	M62	MPFI, DOHC, 32v	96	01/01	K20TXR	1.0	IK20	K20TT	IK20TT
540i E60	4.0L-V8	N62	MPFI, DOHC, 32v	11/05	06/08	IK20TT	1.0	IK20	-	IK20TT
545i E60	4.4L-V8	N62	MPFI, V-DOHC, 32v	02/04	10/05	K20TXR	1.0	IK20	K20TT	IK20TT
550i E60	4.8L-V8	N62	MPFI, DOHC, 32v	11/05	10	IK20TT	1.0	IK20	-	IK20TT
630CSi E24	3.0L-I6	M30	MPFI, SOHC, 12v		85	W16EP-U	0.8	IW16	W16TT	IW16TT
633CSi E24	3.2L-I6	M30	MPFI, SOHC, 12v	03/77	12/80	W16EP-U	0.8	IW16	W16TT	IW16TT
635CSi E24	3.4L-I6	M30	MPFI, SOHC, 12v	05/86	09/89	W16EP-U	0.8	IW16	W16TT	IW16TT
645Ci E63/64	4.4L-V8	N62	MPFI, DOHC, 32v	03/04	05	K20TXR	1.0	IK20	K20TT	IK20TT
650i E63	4.8L-V8	N62B48	MPFI, DOHC VVT, 32v, 270KW	05	07	IK20TT	1.0	IK20	-	IK20TT
	4.8L-V8	N62	MPFI, DOHC, 32v	01/08	10	IK20TT	1.0	IK20	-	IK20TT
728i E23	2.8L-I6	M30	MPFI, SOHC, 12v		85	W16EP-U	0.8	IW16	W16TT	IW16TT
728i E38	2.8L-I6	M52B28	MPFI, DOHC, 24v	95	01	K20TXR	1.0	IK20	K20TT	IK20TT
730i E32	3.0L-I6	M30	MPFI, SOHC, 12v	11/90	05/93	W16TT	0.8	IW16	W16TT	IW16TT
730iL E32	3.0L-V8	M60B30	MPFI, DOHC, 32v	11/92	10/94	W16TT	0.8	IW16	W16TT	IW16TT
730iL E38	3.0L-V8	M60	MPFI, DOHC, 32v	11/94	05/96	K20TXR	1.0	IK20	K20TT	IK20TT

MODEL	ENGINE SIZE	ENGINE CODE	SPECIFICATION	FROM	TO	DENSO PRIMARY	GAP (mm)	IRIDIUM POWER	NICKEL TT	IRIDIUM TT (*INDICATES IRIIDIUM TOUGH)
BMW (CONT)										
733i E23	3.3L-I6	M30	MPFI, SOHC, 12v	02/78	04/83	W16EP-U	0.8	IW16	W16TT	IW16TT
735i E23	3.4L-I6	M30	MPFI, SOHC, 12v	05/83	02/87	W16EP-U	0.8	IW16	W16TT	IW16TT
735i E32	3.4L-I6	M30	MPFI, SOHC, 12v	85	90	W16TT	0.8	IW16	W16TT	IW16TT
735i E38	3.5L-V8	M62	MPFI, DOHC, 32v	09/98	01/02	K20TXR	1.0	IK20	K20TT	IK20TT
735i E65	3.6L-V8	N62	MPFI, DOHC, 32v	01/02	05/05	K20TXR	1.0	IK20	K20TT	IK20TT
740i E38	4.4L-V8	M62	MPFI, DOHC, 32v	07/96	01/02	K20TXR	1.0	IK20	K20TT	IK20TT
740i E65	4.0L-V8	N62	MPFI, DOHC, 32v	06/05	02/09	IK20TT	1.0	IK20	-	IK20TT
740iL E32/E38	4.0L-V8	M60	MPFI, DOHC, 32v	11/92	06/96	K20TXR	1.0	IK20	K20TT	IK20TT
740Li E66	4.0L-V8	N62	MPFI, DOHC, 32v	06/05	02/09	IK20TT	1.0	IK20	-	IK20TT
745i E65	4.4L-V8	N62	MPFI, DOHC, 32v	02/02	05/05	K20TXR	1.0	IK20	K20TT	IK20TT
750i E65	4.8L-V8	N62	MPFI, DOHC, 32v	06/05	02/09	IK20TT	1.0	IK20	-	IK20TT
750iL E32	5.0L-V12	M70	MPFI, DOHC, 48v	01/88	10/94	K16TT	0.8	IK16	K16TT	IK16TT
750iL E38	5.4L-V12	M73	MPFI, DOHC, 48v	11/94	01/02	K20TXR	1.0	IK20	K20TT	IK20TT
750Li E66	4.8L-V8	N62	MPFI, DOHC, 32v	06/05	02/09	IK20TT	1.0	IK20	-	IK20TT
760Li E66	6.0L-V12	N73	MPFI, DOHC, 48v	05/03	02/09	K20TXR	1.0	IK20	K20TT	IK20TT
840Ci E31	4.0L-V8	M60	MPFI, DOHC, 32v	11/93	07/96	K20TXR	1.0	IK20	K20TT	IK20TT
	4.4L-V8	M62	MPFI, DOHC, 32v	08/96	06/00	K20TXR	1.0	IK20	K20TT	IK20TT
850i E31	5.0L-V12	M70	MPFI, SOHC, 24v	07/90	12/94	K16TT	0.8	IK16	K16TT	IK16TT
M(Z3)	3.2L-I6	S50	MPFI, DOHC, 24v	10/98	12/01	IXU24	0.9	IXU24	-	VXU24*
M3 E30	2.3L-I4	S14B23	EFI, DOHC, 16v	86	91	IX24	0.8	IX24	-	-
	2.5L-I4	S14B25	EFI, DOHC, 16v, 175KW	86	91	IX24	0.8	IX24	-	-
M3 E36	3.0L-I6	S50	MPFI, DOHC, 24v	06/94	12/95	IXU22	0.9	IXU22	-	VXU22*
	3.2L-I6	S50	MPFI, DOHC, 24v	02/96	06/00	IXU22	0.9	IXU22	-	VXU22*
M3 E46	3.2L-I6	S54	MPFI, DOHC, 24v	05/01	03/08	IXU24	0.9	IXU24	-	VXU24*
M3 E90	4.0L-V8	S65B40A	MPFI, DOHC VVT, 32v, 309KW	11/08	09/12	DEALER SALES	-	-	-	-
M3 E92	4.0L-V8	S65B40A	MPFI, DOHC VVT, 32v, 309KW	10/07	05/14	DEALER SALES	-	-	-	-
M3 E93	4.0L-V8	S65B40A	MPFI, DOHC VVT, 32v, 309KW	12/08	06/15	DEALER SALES	-	-	-	-
M5 E28	3.4L-I6	M83	MPFI, DOHC, 24v	01/86	08/88	X24ES-U	0.7	IX24	-	-

MODEL	ENGINE SIZE	ENGINE CODE	SPECIFICATION	FROM	TO	DENSO PRIMARY	GAP (mm)	IRIDIUM POWER	NICKEL TT	IRIDIUM TT (*INDICATES IRIIDIUM TOUGH)
BMW (CONT)										
M5 E28	3.4L-I6	M88	MPFI, DOHC, 24v	01/86	08/88	X24ES-U	0.7	IX24	-	-
M5 E34	3.5L-I6	S38	MPFI, DOHC, 24v	07/90	05/93	XU20EPR-U	0.9	IXU22	-	VXU20*
M5 E39	5.0L-V8	S62	MPFI, DOHC, 32v	03/99	10/03	K20TXR	1.0	IK20	K20TT	IK20TT
M5 E60	5.0L-V10	S85B50	MPFI, DOHC VVT, 40v, 373KW	06/05	10/10	DEALER SALES	-	-	-	-
M535i	3.4L-I6	M30	MPFI, SOHC, 12v	01/86	08/88	W16EP-U	0.8	IW16	W16TT	IW16TT
M6 E63	5.0L-V10	S85B50A	MPFI, DOHC VVT, 40v, 373KW	11/05	10/10	DEALER SALES	-	-	-	-
M6 E64	5.0L-V10	S85B50A	MPFI, DOHC VVT, 40v, 373KW	12/06	10/10	DEALER SALES	-	-	-	-
X1 sDRIVE 18i E84	2.0L-I4	N46B20B	MPFI, DOHC VVT, 16v, 110KW	04/10	08/12	IK20TT	1.0	IK20	-	IK20TT
X1 sDRIVE 20i E84	2.0L-I4	N20B20A	Direct Inj, DOHC VVT, Turbo, 16v, 135KW	09/12	09/15	DEALER SALES	-	-	-	-
X1 xDRIVE 25i E84	3.0L-I6	N52B30	MPFI, DOHC VVT, 24v, 160KW	04/10	01/12	IKH20TT	1.0	IKH20	-	IKH20TT
X1 xDRIVE 28i E84	2.0L-I4	N20B20A	Direct Inj, DOHC VVT, Turbo, 16v, 180KW	09/12	09/15	DEALER SALES	-	-	-	-
X3 E83 2.5i	2.5L-I6	M54B25	MPFI, DOHC, 24v	07/04	11/06	K20TXR	1.0	IK20	K20TT	IK20TT
X3 E83 2.5si	2.5L-I6	N52B25	MPFI, DOHC, 24v	12/06	02/11	IKH20TT	1.0	IKH20	-	IKH20TT
X3 E83 3.0i	3.0L-I6	M54B30	MPFI, DOHC, 24v	03/01	02/07	K20TXR	1.0	IK20	K20TT	IK20TT
X3 E83 3.0si	3.0L-I6	N52B30	MPFI, DOHC, 24v	12/06	02/11	IKH20TT	1.0	IKH20	-	IKH20TT
X3 xDRIVE 20i F25	2.0L-I4	N20B20A	Direct Inj, DOHC VVT, Turbo, 16v, 135KW	12/11	ON	DEALER SALES	-	-	-	-
X3 xDRIVE 28i F25	2.0L-I4	N20B20A	Direct Inj, DOHC VVT, Turbo, 16v, 180KW	05/12	ON	DEALER SALES	-	-	-	-
	3.0L-I6	N53B30	MPFI, DOHC VVT, 24v, 190KW	03/11	04/12	DEALER SALES	-	-	-	-
X4 xDRIVE 20i F26	2.0L-I4	N20B20A	Direct Inj, DOHC VVT, Turbo, 16v, 135KW	06/14	ON	DEALER SALES	-	-	-	-
X5 3.0i E53	3.0L-I6	M54B30	MPFI, DOHC VVT, 24v, 170KW	03/01	02/07	K20TXR	1.0	IK20	K20TT	IK20TT
X5 4.4i E53	4.4L-V8	M62B44	MPFI, DOHC, 32v, 210KW	11/00	12/03	K20TXR	1.0	IK20	K20TT	IK20TT
X5 E53 4.4i	4.4L-V8	N62B44	MPFI, DOHC, 32v	11/00	02/07	K20TXR	1.0	IK20	K20TT	IK20TT
X5 E53 4.6is	4.6L-V8	M62	MPFI, DOHC, 32v	02/02	10/03	K20TXR	1.0	IK20	K20TT	IK20TT
X5 E53 4.8is	4.8L-V8	N62	MPFI, DOHC, 32v	08/04	02/07	IK20TT	1.0	IK20	-	IK20TT
X5 E70 3.0si	3.0L-I6	N52	MPFI, DOHC, 24v	03/07	10/08	IKH20TT	1.0	IKH20	-	IKH20TT
X5 E70 4.8i	4.8L-V8	N62	MPFI, DOHC, 32v	03/07	ON	IK20TT	1.0	IK20	-	IK20TT
X6 E71 xDrive 35i	3.0L-I6	N54	MPFI, DOHC, 24v	07/08	08/10	IK20TT	1.0	IK20	-	IK20TT
Z3 E36	1.9L-I4	M44	MPFI, DOHC, 16v	01/97	06/99	K20TXR	1.0	IK20	K20TT	IK20TT

MODEL	ENGINE SIZE	ENGINE CODE	SPECIFICATION	FROM	TO	DENSO PRIMARY	GAP (mm)	IRIDIUM POWER	NICKEL TT	IRIDIUM TT (*INDICATES IRIIDIUM TOUGH)
-------	-------------	-------------	---------------	------	----	---------------	----------	---------------	-----------	---

BMW (CONT)

Z3 E36	2.0L-16	M52	MPFI, DOHC, 24v	06/99	10/00	K20TXR	1.0	IK20	K20TT	IK20TT
	2.2L-16	M54	MPFI, DOHC, 24v	10/00	12/02	K20TXR	1.0	IK20	K20TT	IK20TT
	2.8L-16	M52	MPFI, DOHC, 24v	04/97	09/00	K20TXR	1.0	IK20	K20TT	IK20TT
	3.0L-16	M54	MPFI, DOHC, 24v	09/00	12/02	K20TXR	1.0	IK20	K20TT	IK20TT
Z4 2.2i E85	2.2L-16	M54B22	EFI, DOHC, 24v, 110KW	04	06	K20TXR	1.0	IK20	K20TT	IK20TT
Z4 3.0si E86	3.0L-16	N52B30	MPFI, DOHC VVT, 24v, 195KW	10/06	04/09	IKH20TT	1.0	IKH20	-	IKH20TT
Z4 E85 2.5i	2.5L-16	M54	MPFI, DOHC, 24v	07/03	03/06	K20TXR	1.0	IK20	K20TT	IK20TT
Z4 E85 2.5si	2.5L-16	N52	MPFI, DOHC, 24v	04/06	04/09	IKH20TT	1.0	IKH20	-	IKH20TT
Z4 E85 3.0i	3.0L-16	M54	MPFI, DOHC, 24v	07/03	03/06	K20TXR	1.0	IK20	K20TT	IK20TT
Z4 E85 3.0si	3.0L-16	N52	MPFI, DOHC, 24v	04/06	04/09	IKH20TT	1.0	IKH20	-	IKH20TT
Z4 E85 M	3.2L-16	S54	MPFI, DOHC, 24v	04/06	03/09	IXU24	0.9	IXU24	-	VXU24*
Z4 M E86	3.3L-16	S54B32	MPFI, DOHC VVT, 24v, 252KW	10/06	03/09	IXU24	0.9	IXU24	-	VXU24*
Z4 sDRIVE 23i E89	2.5L-16	N52B25	MPFI, DOHC VVT, 24v, 150KW	05/09	08/11	IKH20TT	1.0	IKH20	-	IKH20TT
Z4 sDRIVE 30i E89	3.0L-16	N52B30	MPFI, DOHC VVT, 24v, 190KW	05/09	08/11	IKH20TT	1.0	IKH20	-	IKH20TT

BUICK (SEE GENERAL MOTORS)

CADILLAC (SEE GENERAL MOTORS)

CHERY

J1 S2X	1.6L-14	SQRF	MPFI, DOHC, 16v, 62KW	02/11	ON	IK22	0.8	IK22	-	VK22*
J11 T1X	2.0L-14	SQR4	MPFI, DOHC, 16v, 102KW	02/11	02/14	IK22	0.8	IK22	-	VK22*

CHEVROLET (SEE GENERAL MOTORS)

CHRYSLER

300 LIMITED	3.6L-V6	GCH	MPFI, DOHC, 24v, 210KW	07/12	ON	DEALER SALES	-	-	-	-
300C	3.5L-V6	EGG	MPFI, SOHC, 24v, 183KW	11/05	12	DEALER SALES	-	-	-	-
	3.6L-V6	GCH	MPFI, DOHC, 24v, 210KW	07/12	ON	DEALER SALES	-	-	-	-
	5.7L-V8	EZD	MPFI, OHV, 16v, 250KW (Twin Spark)	01/09	ON	K16HPR-U11	1.1	IKH16	KH16TT	IKH16TT
300C 5.7 HEMI	5.7L-V8	EZB	MPFI, OHV, 16v, 250KW	11/05	03/10	ITL16TT	1.0	ITL16	-	ITL16TT
300C SRT	6.1L-V8	ESF	MPFI, OHV, 16v, 317KW (Twin Spark)	06/06	ON	ITL16TT	1.0	ITL16	-	ITL16TT
300C SRT-8	6.4L-V8	ESG	MPFI, OHV VVT, 16v, 347KW (Twin Spark)	07/12	ON	DEALER SALES	-	-	-	-

MODEL	ENGINE SIZE	ENGINE CODE	SPECIFICATION	FROM	TO	DENSO PRIMARY	GAP (mm)	IRIDIUM POWER	NICKEL TT	IRIDIUM TT (*INDICATES IRIIDIUM TOUGH)
CHRYSLER (CONT)										
300S	3.6L-V6	GCH	MPFI, DOHC, 24v, 210KW	11/13	ON	DEALER SALES	-	-	-	-
CENTURA	2.0L-I4	Simca Type 180	CARB, SOHC, 8v, 90KW	04/75	06/77	W16EP-U	0.8	IW16	W16TT	IW16TT
	3.5L-I6	Hemi 215	CARB, OHV, 12v, 105KW	04/75	02/76	W16EP-U	0.8	IW16	W16TT	IW16TT
	4.0L-I6	Hemi 245	CARB, OHV, 12v	04/75	12/78	W16EP-U	0.8	IW16	W16TT	IW16TT
CROSSFIRE ZH	3.2L-V6	4X	EFI, SOHC, 18v (Twin Spark)	03	07	IK20TT	1.0	IK20	-	IK20TT
CROSSFIRE ZH SRT-6	3.2L-V6	EGZ	EFI, SOHC, Supercharged, 18v (Twin Spark)	03	07	IK20TT	1.0	IK20	-	IK20TT
GRAND VOYAGER GS	3.3L-V6	A4	MPFI, OHV, 12v, 116KW	06/97	04/01	IW16TT	1.0	IW16	-	IW16TT
GRAND VOYAGER RG	3.3L-V6	EGA	MPFI, OHV, 12v, 128KW	05/01	03/08	ITL16TT	1.0	ITL16	-	ITL16TT
GRAND VOYAGER RT	3.8L-V6	EGL	MPFI, OHV, 12v, 142KW	04/08	11	ITL16TT	1.0	ITL16	-	ITL16TT
LEBARON	3.0L-V6	181	MPFI, SOHC, 12v	92	95	W16EPR-U	0.8	IW16	W16TT	IW16TT
NEON	2.0L-I4	S4RE	MPFI, SOHC, 16v, 98KW	07/96	09/02	K20PR-U	0.8	IK20	K20TT	IK20TT
PLYMOUTH PROWLER	3.5L-V6	EGJ	MPFI, DOHC, 24v	99	01	DEALER SALES	-	-	-	-
PT CRUISER	2.0L-I4	ECC	MPFI, DOHC, 16v, 104KW	07/00	11/04	ITL16TT	1.0	ITL16	-	ITL16TT
	2.4L-I4	EDZ	MPFI, DOHC, 16v, 105KW	12/04	06/10	ITL16TT	1.0	ITL16	-	ITL16TT
SEBRING JS	2.4L-I4	X25D1	MPFI, DOHC VVT, 16v, 125KW	05/07	06/10	KJ16CR-L11	1.1	IK16	K16TT	IK16TT
	2.7L-V6	EER	MPFI, DOHC VVT, 24v, 137KW	12/07	ON	ITL16TT	1.0	ITL16	-	ITL16TT
VALIANT CHARGER	3.5L-I6	Hemi 215	CARB, OHV, 12v	71	79	W16EP-U	0.8	IW16	W16TT	IW16TT
	4.3L-I6	Hemi 265	CARB, OHV, 12v	71	81	W16EP-U	0.8	IW16	W16TT	IW16TT
	5.2L-V8	LA 318ci	CARB, OHV, 16v	69	81	W16EP-U	0.8	IW16	W16TT	IW16TT
	5.6L-V8	LA 340ci	CARB, OHV, 16v	71	74	W20EP-U	0.8	IW20	W20TT	IW20TT
	5.9L-V8	LA 360ci	CARB, OHV, 16v	74	76	W16EP-U	0.8	IW16	W16TT	IW16TT
VALIANT CM	4.0L-I6	245	CARB, OHV, 12v, 114KW	11/78	06/81	W16EPR-U	0.8	IW16	W16TT	IW16TT
VALIANT RV	3.7L-I6	225	CARB, OHV, 12v	61	62	W16EPR-U	0.8	IW16	W16TT	IW16TT
VALIANT SV	3.7L-I6	225	CARB, OHV, 12v	61	63	W16EPR-U	0.8	IW16	W16TT	IW16TT
VOYAGER GS	3.3L-V6	EGA	MPFI, OHV, 12v, 116KW	06/97	04/01	IW16TT	1.0	IW16	-	IW16TT
VOYAGER RS	3.3L-V6	EGA	MPFI, OHV, 12v, 128KW	05/01	03/08	ITL16TT	1.0	ITL16	-	ITL16TT
CITROEN										
2CV	0.6L-I2	M28	CARB, OHV, 4v	68	96	W20FS-U	0.7	IWF22	-	-

MODEL	ENGINE SIZE	ENGINE CODE	SPECIFICATION	FROM	TO	DENSO PRIMARY	GAP (mm)	IRIDIUM POWER	NICKEL TT	IRIDIUM TT (*INDICATES IRIIDIUM TOUGH)
CITROEN (CONT)										
AX GT	1.4L-14	TU3F	MPFI, SOHC, 8v	01/91	12/93	Q20PR-U	0.8	IQ20	Q20TT	IQ20TT
BERLINGO	1.4L-14	TU3JP	MPFI, SOHC, 8v	08/99	ON	K20PR-U	0.8	IK20	K20TT	IK20TT
BERLINGO 1.6 SHORT	1.6L-14	TU5JP4	MPFI, DOHC, 16v, 66KW	03/09	ON	K20HR-U11	1.1	IKH20	KH20TT	IKH20TT
BX	1.9L-14	DFZ	SOHC, 8v	01/86	02/94	Q20PR-U	0.8	IQ20	Q20TT	IQ20TT
	1.9L-14	DFW	MPFI, DOHC, 16v (w/Cat)	10/89	02/94	Q22PR-U11	1.1	IQ22	-	VQ22*
BX 16TRS	1.6L-14	XU5	CARB, SOHC, 8v	01/86	04/88	T20EP-U	0.8	IT20	T20TT	IT20TT
C2	1.6L-14	TU5JP4	MPFI, DOHC, 16v	03/04	12/08	K20HR-U11	1.1	IKH20	KH20TT	IKH20TT
C3	1.4L-14	TU3JP	MPFI, SOHC, 8v	12/02	03/09	K20PR-U	0.8	IK20	K20TT	IK20TT
	1.6L-14	TU5JP4	MPFI, DOHC, 16v	09/03	ON	K20HR-U11	1.1	IKH20	KH20TT	IKH20TT
	1.6L-14	EP6C	MPFI, DOHC, 16v, 88KW	11/10	ON	DEALER SALES	-	-	-	-
C3 SEDUCTION 1.2	1.2L-13	EB2	MPFI, DOHC, 16v, 60KW	09/13	ON	IXEH20TT	1.0	-	-	IXEH20TT
C3 VT	1.4L-14	TU3A	MPFI, SOHC, 8v, 54KW	11/10	01/12	K20PR-U	0.8	IK20	K20TT	IK20TT
C4	1.6L-14	TU5JP4	MPFI, DOHC, 16v	04/05	ON	K20HR-U11	1.1	IKH20	KH20TT	IKH20TT
	2.0L-14	EW10A	MPFI, DOHC VVT, 16v, 103KW	04/05	09	K16HPR-U11	1.1	IKH16	KH16TT	IKH16TT
C4 B7	1.6L-14	EP6C	MPFI, DOHC VVT, 16v, 88KW	10/11	06/15	DEALER SALES	-	-	-	-
C4 EXCLUSIVE	1.6L-14	EP6DT	Direct Inj, DOHC VVT, Turbo, 16v, 103KW	03/09	09/11	DEALER SALES	-	-	-	-
C4 EXCLUSIVE TURBO B7	1.6L-14	EP6CDT	Direct Inj, DOHC VVT, Turbo, 16v, 115KW	10/11	ON	DEALER SALES	-	-	-	-
C4 GRAND PICASSO SEDUCTION	1.6L-14	EP6CDT	Direct Inj, DOHC VVT, Turbo, 16v, 115KW	07/13	01/14	DEALER SALES	-	-	-	-
C4 PICASSO EXCLUSIVE	1.6L-14	EP6FDT	Direct Inj, DOHC VVT, Turbo, 16v, 110KW	02/15	ON	DEALER SALES	-	-	-	-
C4 VTi	1.6L-14	EP6	Direct Inj, DOHC VVT, 16v, 88KW	03/09	09/11	DEALER SALES	-	-	-	-
C4 VTR	1.6L-14	EP6	Direct Inj, DOHC VVT, 16v, 88KW	10	ON	DEALER SALES	-	-	-	-
C4 VTS	2.0L-14	EW10J4S	MPFI, DOHC VVT, 16v, 130KW	04/05	02/09	K20HR-U11	1.1	IKH20	KH20TT	IKH20TT
C5	2.0L-14	EW10J4	MPFI, DOHC, 16v	06/01	08/08	K16HPR-U11	1.1	IKH16	KH16TT	IKH16TT
	3.0L-V6	ES9J4S	MPFI, DOHC, 24v	06/01	08/08	IKH16TT	1.0	IKH16	-	IKH16TT
C5 1.6T X7	1.6L-14	EP6CDT	Direct Inj, DOHC VVT, Turbo, 16v, 115KW	02/12	ON	DEALER SALES	-	-	-	-
C5 2.0 16V COMFORT X7	2.0L-14	EW10A	MPFI, DOHC, 16v, 103KW	03/10	07/10	K16HPR-U11	1.1	IKH16	KH16TT	IKH16TT
C5 3.0 V6	2.9L-V6	ES9A	MPFI, DOHC VVT, 24v, 155KW	06/05	08/08	IKH16TT	1.0	IKH16	-	IKH16TT
C5 SX, SX 2.0 16V	2.0L-14	EW10A	MPFI, DOHC, 16v, 103KW	06/05	08/08	K16HPR-U11	1.1	IKH16	KH16TT	IKH16TT

MODEL	ENGINE SIZE	ENGINE CODE	SPECIFICATION	FROM	TO	DENSO PRIMARY	GAP (mm)	IRIDIUM POWER	NICKEL TT	IRIDIUM TT (*INDICATES IRIUM TOUGH)
CITROEN (CONT)										
C6	3.0L-V6	ES9J4S	MPFI, DOHC, 24v	09/06	12/08	IKH16TT	1.0	IKH16	-	IKH16TT
C6 V6	2.9L-V6	ES9A	MPFI, DOHC VVT, 24v, 155KW	09/06	12/08	IKH16TT	1.0	IKH16	-	IKH16TT
CX2200	2.2L-I4	M22617		03/76	06/78	W20FP-U	0.7	IWF20	WF20TT	-
CX2400	2.4L-I4	M23622		12/77	05/83	W20FP-U	0.7	IWF20	WF20TT	-
CX25	2.5L-I4	M25659		03/85	12/85	W20FP-U	0.7	IWF20	WF20TT	-
D SPECIAL/SUPER	2.0L-I4			01/69	12/72	W20FP-U	0.7	IWF20	WF20TT	-
	2.2L-I4			01/73	06/75	W20FP-U	0.7	IWF20	WF20TT	-
DS-21	2.2L-I4			01/67	12/72	W20FP-U	0.7	IWF20	WF20TT	-
DS-23	2.4L-I4			01/73	06/75	W20FP-U	0.7	IWF20	WF20TT	-
DS3 DSPORT	1.6L-I4	EP6DT	Direct Inj, DOHC VVT, Turbo, 16v	09/10	ON	DEALER SALES	-	-	-	-
	1.6L-I4	EP6CDT	Direct Inj, DOHC VVT, Turbo, 16v, 115KW	02/12	03/15	DEALER SALES	-	-	-	-
	1.4L-I4	EP3C	MPFI, DOHC, 16v, 70KW	02/12	01/13	DEALER SALES	-	-	-	-
	1.6L-I4	EP6C	Direct Inj, DOHC VVT, 16v, 88KW	09/10	ON	DEALER SALES	-	-	-	-
DS4 DSPORT	1.6L-I4	EP6CDTX	Direct Inj, DOHC VVT, Turbo, 16v, 147KW	02/12	ON	DEALER SALES	-	-	-	-
DS4 DSTYLE	1.6L-I4	EP6CDT	Direct Inj, DOHC VVT, Turbo, 16v, 115KW	02/12	ON	DEALER SALES	-	-	-	-
DS5 DSPORT	1.6L-I4	EP6CDT	Direct Inj, DOHC VVT, Turbo, 16v, 115KW	09/12	06/15	DEALER SALES	-	-	-	-
G Special	1.0L-F4			03/75	11/76	W20EP-U	0.8	IW20	W20TT	IW20TT
GS	1.0L-F4		½" Reach	72	75	W22FS-U	0.7	IWF22	-	-
	1.0L-F4		¾" Reach	72	75	W20EP-U	0.8	IW20	W20TT	IW20TT
	1.2L-I4	G103	CARB, SOHC, 8v	12/73	09/78	W20EP-U	0.8	IW20	W20TT	IW20TT
ID19	1.9L-I4			01/60	12/66	W20FP-U	0.7	IWF20	WF20TT	-
	2.0L-I4			01/67	09/69	W20FP-U	0.7	IWF20	WF20TT	-
XANITA	2.0L-I4	XU10J2C (RFX)	MPFI, SOHC, 8v	09/94	06/01	K20PR-U	0.8	IK20	K20TT	IK20TT
	2.0L-I4	XU10J4R (RFV)	MPFI, DOHC, 16v	01/96	06/01	K20PR-U	0.8	IK20	K20TT	IK20TT
	2.0L-I4	XU10J2TE (RGX)	MPFI, SOHC, Turbo, 8v	11/96	06/99	K20PR-U	0.8	IK20	K20TT	IK20TT
	3.0L-V6	ES9J4 (XFZ)	MPFI, DOHC, 24v	08/98	06/01	K20PR-U	0.8	IK20	K20TT	IK20TT
XM	2.0L-I4	XU10J2TE	EFI, SOHC, Turbo, 8v, 107KW	93	94	K20TXR	1.0	IK20	K20TT	IK20TT
	2.9L-V6	ES9J4	EFI, DOHC, 24v	97	00	K20TXR	1.0	IK20	K20TT	IK20TT

MODEL	ENGINE SIZE	ENGINE CODE	SPECIFICATION	FROM	TO	DENSO PRIMARY	GAP (mm)	IRIDIUM POWER	NICKEL TT	IRIDIUM TT (*INDICATES IRIIDIUM TOUGH)
CITROEN (CONT)										
XM	3.0L-V6	ZPJ4	MPFI, DOHC, 24v	03/91	06/00	K20TT	1.0	IK20	K20TT	IK20TT
	3.0L-V6	ZPJZ	EFI, SOHC, 12v	91	94	K20TT	1.0	IK20	K20TT	IK20TT
XSARA	1.6L-I4	TU5JP	MPFI, SOHC, 8v	07/98	02/01	K20PR-U	0.8	IK20	K20TT	IK20TT
	1.6L-I4	TU5JP4	MPFI, DOHC, 16v	02/01	03/05	K20HR-U11	1.1	IKH20	KH20TT	IKH20TT
	1.8L-I4	XU7JP	MPFI, DOHC, 16v	98	02/01	K20TXR	1.0	IK20	K20TT	IK20TT
	1.8L-I4	XU7JP	MPFI, SOHC, 8v, 74KW	08/98	06/00	K20TXR	1.0	IK20	K20TT	IK20TT
	2.0L-I4	XU10J4RS	MPFI, DOHC, 16v, 98KW	07/98	02/01	K20PR-U	0.8	IK20	K20TT	IK20TT
	2.0L-I4	EW10J4	MPFI, DOHC, 16v, 102KW	02/01	03/05	K16HPR-U11	1.1	IKH16	KH16TT	IKH16TT
XSARA PICASSO	1.8L-I4	XU7JP	MPFI, SOHC, 8v, 74KW	00	03	K20TXR	1.0	IK20	K20TT	IK20TT
DAEWOO										
1.5i	1.5L-I4	G15MF	MPFI, SOHC, 8v	07/94	10/95	W20EPR-U	0.8	IW20	W20TT	IW20TT
CIELO	1.5L-I4	A15MF	MPFI, DOHC, 16v, 66KW	10/95	07/97	K20PR-U11	1.1	IK20	K20TT	IK20TT
	1.5L-I4	G15MF	MPFI, SOHC, 8v, 55KW	10/95	02/98	W20EPR-U	0.8	IW20	W20TT	IW20TT
ESPERO	2.0L-I4	C20LE	EFI, SOHC, 8v, 77KW	95	97	W20EPR-U	0.8	IW20	W20TT	IW20TT
KALOS	1.5L-I4	F15S	MPFI, SOHC, 8v, 62KW	04/03	12/04	W20EPR-U	0.8	IW20	W20TT	IW20TT
KORANDO	3.2L-I6	M162.993	MPFI, DOHC, 24v	11/98	06/00	K16PR-U	0.8	IK16	K16TT	IK16TT
LACETTI J200	1.8L-I4	T18SED	MPFI, DOHC, 16v, 90KW	09/03	12/04	K20TXR	1.0	IK20	K20TT	IK20TT
LANOS	1.5L-I4	A15SMS	MPFI, SOHC, 8v, 63KW	08/97	03/03	W20EPR-U	0.8	IW20	W20TT	IW20TT
	1.6L-I4	A16DMS	MPFI, DOHC, 16v, 78KW	08/97	03/03	K20PR-U11	1.1	IK20	K20TT	IK20TT
LEGANZA	2.0L-I4	C20SED	MPFI, DOHC, 16v, 98KW	07/97	04/99	K20TXR	1.0	IK20	K20TT	IK20TT
	2.2L-I4	T22SED	MPFI, DOHC, 16v, 100KW	04/99	01/04	K20TXR	1.0	IK20	K20TT	IK20TT
MATIZ	0.8L-I3	F8CV	MPFI, SOHC, 6v, 38KW	10/99	12/04	W16EXR-U11	1.1	IW16	W16TT	IW16TT
MUSSO	3.2L-I6	M162.990	MPFI, DOHC, 24v	07/98	12/02	Q16-U	0.8	IQ16	Q16TT	IQ16TT
NUBIRA J100, J150	1.6L-I4	A16DMS	MPFI, DOHC, 16v, 78KW	97	06	K20PR-U11	1.1	IK20	K20TT	IK20TT
	2.0L-I4	X20SED	MPFI, DOHC, 16v, 98KW	97	06	K20TXR	1.0	IK20	K20TT	IK20TT
TACUMA	2.0L-I4	T20SED	MPFI, DOHC, 16v, 94KW	11/00	12/04	K20TXR	1.0	IK20	K20TT	IK20TT
DAIHATSU										
1000 SERIES	1.0L-			09/65	77	W20ES-U	0.8	-	-	-

MODEL	ENGINE SIZE	ENGINE CODE	SPECIFICATION	FROM	TO	DENSO PRIMARY	GAP (mm)	IRIDIUM POWER	NICKEL TT	IRIDIUM TT (*INDICATES IRIIDIUM TOUGH)
DAIHATSU (CONT)										
1000 SERIES	1.0L-			78	86	W16EX-U	0.8	IW16	W16TT	IW16TT
1000 STATION WAGON/ PICK-UP	1.0L-					W20ES-U	0.8	-	-	-
360SS	0.4L-I2	ZL	CARB (Air Cooled)		03/69	W24F5-U	0.7	IWF24	-	-
	0.4L-I2	ZM5	CARB (Water Cooled)	04/69		W24ES-U	0.8	IW24	-	-
APPLAUSE	1.6L-I4	HD-E	MPFI, SOHC, 16v, 77KW	89	09/97	K20PR-U11	1.1	IK20	K20TT	IK20TT
	1.6L-I4	HD-E	MPFI, SOHC, 16v, 73KW	10/97	02/00	K20TNR-S	1.0	IK20	K20TT	IK20TT
	1.6L-I4	HD-F	CARB, SOHC, 16v	89	98	K20PR-U11	1.1	IK20	K20TT	IK20TT
CENTRO	0.66L-I3	EF-EL	MPFI, SOHC, 12v	95	99	QL22TR-S	1.0	-	-	-
CHARADE G10, G11, G100	1.0L-I3	CB	CARB, SOHC, 6v	04/80	07/93	W16EX-U	0.8	IW16	W16TT	IW16TT
CHARADE G102,G200	1.3L-I4	HC-E	MPFI, SOHC, 16v	10/88	05/98	K20PR-U11	1.1	IK20	K20TT	IK20TT
CHARADE G11/G100 TURBO	1.0L-I3	CB-60/61	CARB, SOHC, Turbo, 6v	03/84	10/88	W20EX-U	0.8	IW20	W20TT	IW20TT
CHARADE G202	1.0L-I3	CB-24	CARB, SOHC, 6v	08/94	03/98	W16EXR-U	0.8	IW16	W16TT	IW16TT
CHARADE G203	1.5L-I4	HE-E	MPFI, SOHC, 16v	08/94	06/00	K20PR-U11	1.1	IK20	K20TT	IK20TT
CHARADE GTi, GT-XX	1.0L-I3	CBT	CARB, DOHC, Turbo, 6v, 78KW	01/87	12/90	IW20TT	1.0	IW20	-	IW20TT
CHARADE L251	1.0L-I3	EJ	MPFI, DOHC, 12v	07/03	12/05	K16PR-U11	1.1	IK16	K16TT	IK16TT
CHARMANT	1.2L-I4	3K	CARB, OHV, 8v	74	87	W16EX-U	0.8	IW16	W16TT	IW16TT
	1.3L-I4	4K	CARB, OHV, 8v	74	87	W16EX-U	0.8	IW16	W16TT	IW16TT
	1.4L-I4	T	CARB, OHV, 8v	74	87	W16EX-U	0.8	IW16	W16TT	IW16TT
	1.6L-I4	2T	CARB, OHV, 8v	74	87	W16EX-U	0.8	IW16	W16TT	IW16TT
COPEN	0.66L-I4	JB-DET	MPFI, DOHC, Turbo, 16v	10/03	12/05	IK20TT	1.0	IK20	-	IK20TT
CUORE	0.55L-I3	AB10/30	CARB, SOHC, 4v	76	80	W20EX-U	0.8	IW20	W20TT	IW20TT
	1.0L-I3	EJ-DE	MPFI, DOHC, 12v	07/00	09/03	K16PR-U11	1.1	IK16	K16TT	IK16TT
DELTA	1.5L-I4			78		W16EX-U	0.8	IW16	W16TT	IW16TT
	2.0L-I4	3Y				W16EX-U	0.8	IW16	W16TT	IW16TT
	2.2L-I4	4Y				W16EX-U	0.8	IW16	W16TT	IW16TT
FELLOW MAX	0.4L-I2	ZM		70	72	W22ES-U	0.8	-	-	-
	0.4L-I2	ZM		72	76	W20ES-U	0.8	-	-	-
	0.55L-I2	AB10	CARB, SOHC, 4v	76	78	W22ES-U	0.8	-	-	-

MODEL	ENGINE SIZE	ENGINE CODE	SPECIFICATION	FROM	TO	DENSO PRIMARY	GAP (mm)	IRIDIUM POWER	NICKEL TT	IRIDIUM TT (*INDICATES IRIIDIUM TOUGH)
DAIHATSU (CONT)										
FEROZA 1600	1.6L-14	HD-E	MPFI, SOHC, 16v	10/88	01/99	K20PR-U11	1.1	IK20	K20TT	IK20TT
HANDIVAN	0.5L-12	AB	CARB, SOHC, 4v	05/81	12/81	W20EX-U	0.8	IW20	W20TT	IW20TT
	0.66L-13	EF-EL	EFI, SOHC, 12v	95	98	W20EXR-U	0.8	IW20	W20TT	IW20TT
	0.6L-12	AD	CARB, SOHC, 4v	01/82	12/85	W20EX-U	0.8	IW20	W20TT	IW20TT
	0.8L-13	ED-10	CARB, SOHC, 6v	03/86	06/90	W20EX-U	0.8	IW20	W20TT	IW20TT
	1.0L-13	EJ-DE	MPFI, DOHC, 12v	03/99	04/02	W20EX-U	0.8	IW20	W20TT	IW20TT
HI-JET, S75, S76	1.0L-13	CB-41	CARB, SOHC, 6v	83	86	W16EX-U	0.8	IW16	W16TT	IW16TT
MIRA	0.66L-13	EF-EL	MPFI, SOHC, 12v	04/92	04/95	QL22TR-S	1.0	-	-	-
	0.66L-13	EFT	EFI, SOHC, Turbo, 12v	90	94	QL22TR-S	1.0	-	-	-
	0.85L-13	ED-10	CARB, SOHC, 6v	11/90	12/92	W20EXR-U	0.8	IW20	W20TT	IW20TT
	1.0L-13	EJDE	EFI, DOHC, 12v	98	03	K16PR-U11	1.1	IK16	K16TT	IK16TT
MIRA LXIA	0.7L-13	EFKL	EFI, SOHC, 12v	95	98	W16EXR-U11	1.1	IW16	W16TT	IW16TT
MOVE	0.85L-13	ED-10	CARB, SOHC, 6v	02/97	01/99	W20EXR-U11	1.1	IW20	W20TT	IW20TT
PYZAR	1.5L-14	HE-EG	MPFI, SOHC, 16v	02/97	09/98	K20PR-U11	1.1	IK20	K20TT	IK20TT
	1.6L-14	HD-EP	MPFI, SOHC, 16v	10/98	07/00	K20PR-U11	1.1	IK20	K20TT	IK20TT
ROCKY	2.0L-14	3Y	CARB, OHV, 8v	01/84	01/89	IW16TT	1.0	IW16	-	IW16TT
	2.0L-14	3Y-E	MPFI, OHV, 8v	10/87	12/88	W16EX-U	0.8	IW16	W16TT	IW16TT
SIRION	1.3L-14	K3VE	MPFI, DOHC VVT, 16v, 64KW	03/05	13	XU22TT	0.8	IXU22	XU22TT	VXU22*
SIRION M100	1.0L-13	EJ-DE	MPFI, DOHC, 12v	06/98	11/00	K16PR-U11	1.1	IK16	K16TT	IK16TT
	1.0L-13	EJ-DE	MPFI, DOHC, 12v	12/00	05/05	K16TT	0.9	IK16	K16TT	IK16TT
SIRION M101 GTvi	1.3L-14	K3-VE	MPFI, V-DOHC, 16v	09/00	02/05	K20R-U11	1.1	IK20	K20TT	IK20TT
TAFT 1000 (F10)	1.0L-13		CARB	74	77	W20ES-U	0.8	-	-	-
TAFT 1600 (F20)	1.6L-14	12R	CARB, OHV, 8v	77	84	W16EX-U	0.8	IW16	W16TT	IW16TT
TERIOS	1.3L-14	HC-EJ	MPFI, SOHC, 16v, 65KW	02/97	10/00	K20TNR-S	1.0	IK20	K20TT	IK20TT
	1.3L-14	K3-VE	MPFI, V-DOHC, 16v, 68KW	10/00	12/05	K20PR-U11	1.1	IK20	K20TT	IK20TT
YRV	1.3L-14	K3-VE	MPFI, V-DOHC, 16v	07/01	01/05	K20R-U11	1.1	IK20	K20TT	IK20TT
DAIMLER										
DOUBLE SIX	5.3L-V12	7P (5.3 HE)	MPFI, SOHC, 24v	86	93	T22EP-U	0.8	IT22	-	-

MODEL	ENGINE SIZE	ENGINE CODE	SPECIFICATION	FROM	TO	DENSO PRIMARY	GAP (mm)	IRIDIUM POWER	NICKEL TT	IRIDIUM TT (*INDICATES IRIIDIUM TOUGH)
DAIMLER (CONT)										
DOUBLE SIX	5.3L-V12	Jaguar V12	CARB/MPFI, SOHC, 24v	73	81	W16EP-U	0.8	IW16	W16TT	IW16TT
	6.0L-V12	8E	EFI, OHV, 24v, 234KW	93	97	T22EP-U	0.8	IT22	-	-
LIMOUSINE	4.2L-I6	XK6	CARB/MPFI, DOHC, 12v	68	92	W16EP-U	0.8	IW16	W16TT	IW16TT
SIX	3.6L-I6	9D	EFI, DOHC, 24v, 140KW	87	89	Q20PR-U	0.8	IQ20	Q20TT	IQ20TT
	4.0L-I6	AJ16	EFI, DOHC, 24v, 166KW	89	94	Q20PR-U	0.8	IQ20	Q20TT	IQ20TT
SOVEREIGN	2.8L-I6	XK6	CARB, DOHC, 12v	70	73	W22EP-U	0.8	IW22	W22TT	VW22*
	3.4L-I6	XK6	CARB, DOHC, 12v	75	86	W16EP-U	0.8	IW16	W16TT	IW16TT
	3.6L-I6	AJ6	MPFI, DOHC, 24v	86	89	K20PR-U	0.8	IK20	K20TT	IK20TT
	4.0L-I6	AJ6	MPFI, DOHC, 24v	89		K20PR-U	0.8	IK20	K20TT	IK20TT
	4.2L-I6	XK6	DOHC, 12v	73	86	W16EP-U	0.8	IW16	W16TT	IW16TT
SUPER V8	4.0L-V8	AJ26S	MPFI, DOHC, Supercharged, 32v, 276KW	11/97	03/00	IK16TT	1.0	IK16	-	IK16TT
	4.0L-V8	AJ27S	MPFI, DOHC, Supercharged, 32v	04/00	06/03	IK16TT	1.0	IK16	-	IK16TT
V8	4.0L-V8	AJ26	EFI, DOHC, 32v, 216KW	11/97	09/98	IK16TT	1.0	IK16	-	IK16TT
	4.0L-V8	AJ27	MPFI, V-DOHC, 32v	10/98	06/03	IK16TT	1.0	IK16	-	IK16TT
VANDEN PLAS	4.2L-I6	8L	FI, DOHC, 24v, 151KW	81	84	W16EP-U	0.8	IW16	W16TT	IW16TT
	5.3L-V12	Jaguar V12	CARB/MPFI, SOHC, 24v	73	81	W16EP-U	0.8	IW16	W16TT	IW16TT
DATSUN (SEE NISSAN)										
DE TOMASO										
DEAUVILLE	5.8L-V8	351 CLEVELAND	CARB, OHV, 16v, 243KW	73	84	T16PR-U	0.9	ITF16	-	ITF16TT
LONGCHAMP 2+2	5.8L-V8	351 CLEVELAND	CARB, OHV, 16v, 243KW	01/77	12/84	T16PR-U	0.9	ITF16	-	ITF16TT
LONGCHAMP GTS	5.8L-V8	351 CLEVELAND	CARB, OHV, 16v, 243KW	01/80	04/86	T16PR-U	0.9	ITF16	-	ITF16TT
LONGCHAMP SPIDER	5.8L-V8	351 CLEVELAND	CARB, OHV, 16v, 243KW	01/81	12/84	T16PR-U	0.9	ITF16	-	ITF16TT
MANGUSTA	4.7L-V8	289 WINDSOR	CARB, OHV, 16v	01/68	12/71	MA20P-U	0.9	-	-	-
PANTERA GHIA/VIGNALE	5.8L-V8	351 CLEVELAND	CARB, OHV, 16v	71	72	T16PR-U	0.9	ITF16	-	ITF16TT
PANTERA GT4	5.8L-V8	351 CLEVELAND	CARB, OHV, 16v	01/81	04/83	T16PR-U	0.9	ITF16	-	ITF16TT
PANTERA GT5	5.8L-V8	351 CLEVELAND	CARB, OHV, 16v, 258KW	01/80	04/86	T16PR-U	0.9	ITF16	-	ITF16TT
PANTERA GTS	5.8L-V8	351 CLEVELAND	CARB, OHV, 16v, 258KW	01/73	04/83	T16PR-U	0.9	ITF16	-	ITF16TT
PANTERA L	5.8L-V8	351 CLEVELAND	CARB, OHV, 16v, 243KW	01/73	06/78	T16PR-U	0.9	ITF16	-	ITF16TT

MODEL	ENGINE SIZE	ENGINE CODE	SPECIFICATION	FROM	TO	DENSO PRIMARY	GAP (mm)	IRIDIUM POWER	NICKEL TT	IRIDIUM TT (*INDICATES IRIIDIUM TOUGH)
DELOREAN										
DMC 12	2.9L-V6	174	EFI, SOHC, 12v	81	83	T20EPR-U	0.8	IT20	T20TT	IT20TT
DODGE										
AVENGER	2.0L-I4	GEMA 2.0	MPFI, V-DOHC, 16v	08/07	07/09	K20PR-U11	1.1	IK20	K20TT	IK20TT
	2.4L-I4	GEMA 2.4	MPFI, DOHC VVT, 16v, 125KW	08/07	07/09	IK16TT	1.0	IK16	-	IK16TT
AVENGER SXT JS	2.7L-V6	EER	MPFI, DOHC VVT, 24v, 137KW	08/07	06/10	ITL16TT	1.0	ITL16	-	ITL16TT
CALIBER	1.8L-I4	GEMA 1.8	MPFI, DOHC VVT, 16v, 110KW	08/06	08/10	KJ16CR-L11	1.1	IK16	K16TT	IK16TT
	2.0L-I4	GEMA 2.0	MPFI, DOHC VVT, 16v, 115KW	08/06	08/10	KJ16CR-L11	1.1	IK16	K16TT	IK16TT
	2.4L-I4	GEMA 2.4	MPFI, DOHC VVT, 16v, 125KW	10/06	08/10	KJ16CR-L11	1.1	IK16	K16TT	IK16TT
CHALLENGER SRT-8	6.1L-V8	6.1L	MPFI, SOHC, 16v	08	ON	ITL16TT	1.0	ITL16	-	ITL16TT
	6.4L-V8	6.4L	MPFI, SOHC, 16v	11	ON	DEALER SALES	-	-	-	-
DODGE	3.2L-I6	198ci	CARB, OHV, 12v	70	77	W16EP-U	0.8	IW16	W16TT	IW16TT
	3.7L-I6	225ci	CARB, OHV, 12v	75	77	T16P-U	0.9	ITF16	-	ITF16TT
	3.7L-I6	225ci	CARB, OHV, 12v	78		T16PR-U	0.9	ITF16	-	ITF16TT
	4.5L-V8	273ci LA	CARB, OHV, 16v	64	74	W16EP-U	0.8	IW16	W16TT	IW16TT
	5.2L-V8	318ci LA	CARB, OHV, 16v (3/8" Reach)			W16PR-U	0.7	-	-	-
	5.2L-V8	318ci LA	CARB, OHV, 16v (3/4" Reach)			W16EP-U	0.8	IW16	W16TT	IW16TT
	5.7L-V8	340ci LA	CARB, OHV, 16v	60	74	W20EP-U	0.8	IW20	W20TT	IW20TT
	5.9L-V8	360ci LA	CARB, OHV, 16v	60	74	W16EP-U	0.8	IW16	W16TT	IW16TT
	6.3L-V8	383ci B	CARB, OHV, 16v	60	74	W16PR-U	0.7	-	-	-
	6.6L-V8	400ci B	CARB, OHV, 16v	60	74	W16PR-U	0.7	-	-	-
	7.2L-V8	440ci RB	CARB, OHV, 16v	60	74	W16PR-U	0.7	-	-	-
JOURNEY R/T JC	2.7L-V6	EER	MPFI, DOHC VVT, 24v, 137KW	09	01/12	ITL16TT	1.0	ITL16	-	ITL16TT
	3.6L-V6	ERB	MPFI, DOHC VVT, 24v, 206KW	01/12	ON	VXUHC22G	0.8	-	-	VXUHC22G*
JOURNEY SXT JC	3.6L-V6	ERB	MPFI, DOHC VVT, 24v, 206KW	01/12	ON	VXUHC22G	0.8	-	-	VXUHC22G*
JOURNEY SXT JC / R/T	2.7L-V6	EER	MPFI, DOHC VVT, 24v, 137KW	09/08	01/12	ITL16TT	1.0	ITL16	-	ITL16TT
NITRO	3.7L-V6	EKG	MPFI, SOHC, 12v, 151KW	06/07	06/12	IK20TT	1.0	IK20	-	IK20TT
VIPER	8.0L-V10	488ci	MPFI, OHV, 20v	00/92	03	KJ20CR-L11	1.1	IK20	K20TT	IK20TT
	8.0L-V10	EWB	EFI, OHV, 20v	92	97	KJ16CR-L11	1.1	IK16	K16TT	IK16TT

MODEL	ENGINE SIZE	ENGINE CODE	SPECIFICATION	FROM	TO	DENSO PRIMARY	GAP (mm)	IRIDIUM POWER	NICKEL TT	IRIDIUM TT (*INDICATES IRIIDIUM TOUGH)
DODGE (CONT)										
VIPER	8.0L-V10	EWB	MPFI, OHV, 20v, 336KW	11/02	09/03	KJ20CR-L11	1.1	IK20	K20TT	IK20TT
EUNOS (SEE MAZDA)										
FERRARI										
308 GTB	3.0L-V8	F106A	CARB, DOHC, 16v, 190KW	01/75	09/81	W22EP-U	0.8	IW22	W22TT	VW22*
308 GTBi	3.0L-V8	F106B	MPFI, DOHC, 16v, 157KW	10/81	09/84	W22EP-U	0.8	IW22	W22TT	VW22*
308 GTS	3.0L-V8	F106AB	CARB, DOHC, 16v, 190KW	01/78	09/81	W22EP-U	0.8	IW22	W22TT	VW22*
308 GTSi	3.0L-V8	F106BB	MPFI, DOHC, 16v, 157KW	10/81	09/84	W22EP-U	0.8	IW22	W22TT	VW22*
328 GTS	3.2L-V8	F105CB	MPFI, DOHC, 32v, 201KW	06/86	06/90	IX24	0.8	IX24	-	-
348 TB/TS	3.4L-V8	F119	MPFI, DOHC, 32v, 224KW	11/90	12/94	IX24	0.8	IX24	-	-
360 MODENA/SPIDER	3.6L-V8	F131B	MPFI, V-DOHC, 40v, 294KW	09/99	09/05	IU24	0.9	IU24	-	-
365 BERLINETTA BOXER	4.4L-V12		CARB, DOHC, 24v	01/73	12/76	W22EP-U	0.8	IW22	W22TT	VW22*
365 GT	4.4L-V12	217B	CARB, DOHC, 24v	01/66	12/76	W22EP-U	0.8	IW22	W22TT	VW22*
365 GT 2+2	4.4L-V12	217B	CARB, DOHC, 24v	01/68	12/70	W22EP-U	0.8	IW22	W22TT	VW22*
400 GTi	4.8L-V12	F101D	MPFI, DOHC, 24v, 228 - 232KW	06/81	05/85	W22EP-U	0.8	IW22	W22TT	VW22*
400A	4.8L-V12	F101C	CARB, DOHC, 24v, 250KW	01/78	05/81	W22EP-U	0.8	IW22	W22TT	VW22*
400iA	4.8L-V12	F101D	MPFI, DOHC, 24v, 228 - 232KW	06/81	05/85	W22EP-U	0.8	IW22	W22TT	VW22*
456 GT	5.5L-V12	F116B/C	MPFI, DOHC, 48v, 325KW	09/94	10/98	IXU27	0.9	IXU27	-	-
456 GTA	5.5L-V12	F116C	MPFI, DOHC, 48v, 325KW	05/96	10/98	IXU27	0.9	IXU27	-	-
456 M GT	5.5L-V12	F116C	MPFI, DOHC, 48v, 325KW	10/98	01/05	IXU27	0.9	IXU27	-	-
456 M GTA	5.5L-V12	F116C	MPFI, DOHC, 48v, 325KW	10/98	01/05	IXU27	0.9	IXU27	-	-
512 BB	5.0L-V12	F102	CARB, DOHC, 24v, 268KW	01/78	12/82	W24EP-U	0.8	IW24	-	-
512 TR	5.0L-V12	5.0	EFI, DOHC, 48v, 315KW	93	94	IXU27	0.9	IXU27	-	-
512i BB	5.0L-V12	F102	MPFI, DOHC, 24v, 254KW	03/82	06/84	W24EP-U	0.8	IW24	-	-
550 MARANELLO	5.5L-V12	F133A/C	MPFI, DOHC, 48v, 357KW	02/97	07/02	IXU27	0.9	IXU27	-	-
575M	5.7L-V12	F133E	MPFI, DOHC, 48v, 379KW	06/02	09/05	IXU27	0.9	IXU27	-	-
599 F1, FIORANO	6.0L-V12	6.0	MPFI, DOHC, 48v, 456KW	10/06	10/11	IU24	0.9	IU24	-	-
612 SCAGLIETTI	5.7L-V12	F133E	MPFI, V-DOHC, 48v, 397KW	08/05	ON	IXU27	0.9	IXU27	-	-
Dino 206 GT	2.0L-V6		CARB, DOHC, 12v	01/67	12/69	W24EP-U	0.8	IW24	-	-

MODEL	ENGINE SIZE	ENGINE CODE	SPECIFICATION	FROM	TO	DENSO PRIMARY	GAP (mm)	IRIDIUM POWER	NICKEL TT	IRIDIUM TT (*INDICATES IRIIDIUM TOUGH)
FERRARI (CONT)										
Dino 246 GT	2.4L-V6		CARB, DOHC, 12v	01/69	12/74	W22EP-U	0.8	IW22	W22TT	VW22*
Dino 246 GTS	2.4L-V6		CARB, DOHC, 12v	01/72	12/74	W22EP-U	0.8	IW22	W22TT	VW22*
Dino 308 GT4	3.0L-V8		CARB, DOHC, 16v	01/73	12/81	W22EP-U	0.8	IW22	W22TT	VW22*
F355	3.5L-V8	F129B/C	MPFI, DOHC, 40v, 283KW	02/95	06/00	IU22	0.9	IU22	-	-
F430	4.3L-V8	F136E	MPFI, V-DOHC, 32v, 360KW	08/05	02/10	IU24	0.9	IU24	-	-
F50	4.7L-V12	F130	MPFI, DOHC, 60v, 383KW	10/95	07/98	IU22	0.9	IU22	-	-
MODENA	3.6L-V8	F131B	MPFI, V-DOHC, 40v, 294KW	09/99	01/05	IU24	0.9	IU24	-	-
MONDIAL	2.9L-V8	F106B	MPFI, DOHC, 16v, 157KW	03/81	10/84	W22EP-U	0.8	IW22	W22TT	VW22*
	2.9L-V8	F105A	MPFI, DOHC, 32v, 179KW	11/84	05/86	W24EP-U	0.8	IW24	-	-
	3.2L-V8	F105CB	MPFI, DOHC, 32v, 201KW	06/86	06/90	IX24	0.8	IX24	-	-
MONDIAL CABRIOLET T	3.4L-V8	F119	MPFI, DOHC, 32v, 224KW	06/90	06/94	IX24	0.8	IX24	-	-
TESTAROSSA	4.9L-V12	F113B/G	MPFI, DOHC, 48v, 290 - 330KW	84	91	IX24	0.8	IX24	-	-
FIAT										
124	1.2L-I4	124A	CARB, OHV, 8v	04/67	11/71	W20EP-U	0.8	IW20	W20TT	IW20TT
	1.5L-I4	124B2	CARB, OHV, 8v	01/68	12/71	W22EP-U	0.8	IW22	W22TT	VW22*
	1.6L-I4	125BC	CARB, DOHC, 8v	01/71	12/72	W22EP-U	0.8	IW22	W22TT	VW22*
	1.8L-I4	132A	CARB, DOHC, 8v	06/73	03/76	W22EP-U	0.8	IW22	W22TT	VW22*
125	1.6L-I4	125BC	CARB, DOHC, 8v, 67KW	01/68	02/72	W20EP-U	0.8	IW20	W20TT	IW20TT
126	0.65L-I2		CARB, SOHC, 4v	89	93	W20FP-U	0.7	IWF20	WF20TT	-
127	0.9L-I4	A112	CARB, OHV, 8v	03/75	12/77	W20EP-U	0.8	IW20	W20TT	IW20TT
128	1.1L-I4	128A	CARB, SOHC, 8v	08/70	12/77	W20EP-U	0.8	IW20	W20TT	IW20TT
	1.3L-I4	128A1	CARB, SOHC, 8v	01/72	12/78	W20EP-U	0.8	IW20	W20TT	IW20TT
	1.4L-I4			76	78	W20EP-U	0.8	IW20	W20TT	IW20TT
130	3.2L-V6		CARB, SOHC, 12v	10/72	04/76	W20EP-U	0.8	IW20	W20TT	IW20TT
131	1.3L-I4		CARB, OHV, 8v	77	79	W20EP-U	0.8	IW20	W20TT	IW20TT
	1.4L-I4		CARB, OHV, 8v	77	79	W20EP-U	0.8	IW20	W20TT	IW20TT
	1.6L-I4		CARB, OHV, 8v	06/76	12/80	W20EP-U	0.8	IW20	W20TT	IW20TT
	2.0L-I4		CARB, DOHC, 8v	81	84	W20EP-U	0.8	IW20	W20TT	IW20TT

MODEL	ENGINE SIZE	ENGINE CODE	SPECIFICATION	FROM	TO	DENSO PRIMARY	GAP (mm)	IRIDIUM POWER	NICKEL TT	IRIDIUM TT (*INDICATES IRIIDIUM TOUGH)
FIAT (CONT)										
132	1.6L-I4		CARB, DOHC, 8v	73	76	W20EP-U	0.8	IW20	W20TT	IW20TT
	1.8L-I4	132A	CARB, DOHC, 8v	74	77	W22EP-U	0.8	IW22	W22TT	VW22*
	2.0L-I4	132CZ	CARB, DOHC, 8v	03/79	02/82	W20EP-U	0.8	IW20	W20TT	IW20TT
500	0.9L-I2	312A2	MPFI, SOHC, Turbo, 8v, 63KW	02/12	13	DEALER SALES	-	-	-	-
	1.4L-I4	169A3	MPFI, DOHC, 16v	02/08	ON	XU22TT	0.8	IXU22	XU22TT	VXU22*
600	0.6L-I2			01/60	12/61	W20FP-U	0.7	IWF20	WF20TT	-
	0.8L-I4			01/62	12/65	W20FP-U	0.7	IWF20	WF20TT	-
850	0.9L-I4			01/69	12/71	W20EP-U	0.8	IW20	W20TT	IW20TT
1200	1.2L-I4		CARB, OHV, 8v	57	63	W20FS-U	0.7	IWF22	-	-
1300	1.3L-I4		CARB, OHV, 8v	62	68	W20EP-U	0.8	IW20	W20TT	IW20TT
1500	1.5L-I4			01/62	03/68	W20EP-U	0.8	IW20	W20TT	IW20TT
1600	1.6L-I4			62		W20EP-U	0.8	IW20	W20TT	IW20TT
1800	1.8L-I6		CARB, OHV, 12v, 55KW	01/60	12/66	W20EP-U	0.8	IW20	W20TT	IW20TT
2300	2.3L-I6		CARB, OHV, 12v	12/61	12/68	W20EP-U	0.8	IW20	W20TT	IW20TT
125 SPECIAL	1.6L-I4	125BC	CARB, DOHC, 8v, 75KW	05/70	04/73	W22EP-U	0.8	IW22	W22TT	VW22*
126 (FSM NIKI 650)	0.7L-I2	126A	CARB, OHV, 4v, 18KW	87	93	W22FP-U	0.7	IWF22	-	-
500 POP	1.2L-I4	169A4	MPFI, SOHC, 8v, 51KW	02/08	09/10	XU22TT	0.8	IXU22	XU22TT	VXU22*
500D	0.5L-I2			01/60	12/71	W20FP-U	0.7	IWF20	WF20TT	-
500R	0.6L-I2			07/72	12/74	W22FP-U	0.7	IWF22	-	-
850 SPECIAL/SPIDER/SPORT	0.9L-I4			01/69	12/71	W22EP-U	0.8	IW22	W22TT	VW22*
ABARTH 500 ESSEESSE	1.4L-I4	312A1	MPFI, DOHC, I/C Turbo, 16v, 118KW	11	07/14	IXU27	0.9	IXU27	-	-
ABARTH 595 50TH ANNIVERSARY	1.4L-I4	312A3	MPFI, DOHC, Turbo, 16v, 132KW	05/14	ON	IXU27	0.9	IXU27	-	-
ABARTH 595 COMPETIZIONE	1.4L-I4	312A1	MPFI, DOHC, I/C Turbo, 16v, 118KW	08/14	ON	IXU27	0.9	IXU27	-	-
ABARTH 595 TURISMO	1.4L-I4	312A1	MPFI, DOHC, I/C Turbo, 16v, 118KW	08/14	ON	IXU27	0.9	IXU27	-	-
ABARTH 695 BIPOSTO	1.4L-I4	312A3	MPFI, DOHC, Turbo, 16v, 140KW	08/14	ON	IXU27	0.9	IXU27	-	-
ABARTH 695 EDIZIONE MASERATI	1.4L-I4	312A3	MPFI, DOHC, Turbo, 16v, 132KW	05/11	ON	IXU27	0.9	IXU27	-	-
ABARTH 695 TRIBUTO FERRARI	1.4L-I4	312A3	MPFI, DOHC, Turbo, 16v, 132KW	05/11	05/13	IXU27	0.9	IXU27	-	-
ARGENTA	1.2L-I4					W20EP-U	0.8	IW20	W20TT	IW20TT

MODEL	ENGINE SIZE	ENGINE CODE	SPECIFICATION	FROM	TO	DENSO PRIMARY	GAP (mm)	IRIDIUM POWER	NICKEL TT	IRIDIUM TT (*INDICATES IRIIDIUM TOUGH)
FIAT (CONT)										
ARGENTA	1.6L-14		CARB			W20EP-U	0.8	IW20	W20TT	IW20TT
	2.0L-14	132CZ	MPFI, DOHC, 8v	03/83	09/85	W20EP-U	0.8	IW20	W20TT	IW20TT
COUPE	2.0L-15	175A3	EFI, DOHC, Turbo, 20v	95	02	K20PBR-S10	1.0	IK20	K20TT	IK20TT
CROMA	2.0L-14	834AB	MPFI, DOHC, 8v	03/88	07/89	W22TT	0.8	IW22	W22TT	VW22*
PANDA EASY, LOUNGE	0.9L-12	312A2	MPFI, SOHC, Turbo, 8v, 63KW	10/13	ON	DEALER SALES	-	-	-	-
PANDA POP	1.2L-14	169A4	MPFI, SOHC, 8v, 51KW	10/13	ON	XU22TT	0.8	IXU22	XU22TT	VXU22*
PUNTO	1.4L-14	198A4	MPFI, DOHC, Turbo, 16v	02/08	ON	IXU27	0.9	IXU27	-	-
	1.4L-14	350A1	MPFI, SOHC, 16v, 57KW	08/13	ON	XU22TT	0.8	IXU22	XU22TT	VXU22*
PUNTO DYNAMIC	1.4L-14	350A1	MPFI, SOHC, 16v, 57KW	07/06	05/10	XU22TT	0.8	IXU22	XU22TT	VXU22*
REGATA 100S	1.6L-14		MPFI, DOHC	10/85	07/89	W20EP-U	0.8	IW20	W20TT	IW20TT
REGATA 85S	1.5L-14	138B3	MPFI, SOHC	10/85	07/89	W20EP-U	0.8	IW20	W20TT	IW20TT
	1.5L-14	149C1	SPFI, SOHC, 8v, 55KW	88	89	W20EX-U	0.8	IW20	W20TT	IW20TT
RITMO	1.4L-14	192B2	MPFI, DOHC, 16v	07/08	05/09	IXU27	0.9	IXU27	-	-
	1.4L-14	198A1	MPFI, DOHC, Turbo, 16v	02/08	05/10	IXU27	0.9	IXU27	-	-
STILO	1.6L-14	182B6	EFI, DOHC, 16v	02	04	K16PR-U	0.8	IK16	K16TT	IK16TT
UNO FIRE 45	1.0L-14	156A2	CARB, SOHC, 8v	86	90	Q20PR-U	0.8	IQ20	Q20TT	IQ20TT
X1/9	1.3L-14	128AS	CARB, SOHC, 8v	05/78	07/81	W20EPR-U	0.8	IW20	W20TT	IW20TT
	1.5L-14	138A4	CARB, SOHC, 8v	08/81	12/83	W22TT	0.8	IW22	W22TT	VW22*
X19 SPORTS	1.5L-14	138BS0	EFI, SOHC, 8v, 63KW	88	89	W20EPR-U	0.8	IW20	W20TT	IW20TT
FORD										
BRONCO	4.1L-16	250	CARB, OHV, 12v	01/81	12/84	W16EPR-U	0.8	IW16	W16TT	IW16TT
	4.9L-V8	302ci WINDSOR	MPFI, OHV, 16v	09/85	12/87	T20PR-U	0.9	ITF20	-	ITF20TT
	5.8L-V8	351ci CLEVELAND	CARB, OHV, 16v	03/81	12/85	T16PR-U	0.9	ITF16	-	ITF16TT
	5.8L-V8	351ci WINDSOR	EFI, OHV, 16v	88	96	T20PR-U	0.9	ITF20	-	ITF20TT
CAPRI MkI	1.3L-14	711M	CARB, OHV, 8v		73	W20EXR-U	0.8	IW20	W20TT	IW20TT
	1.6L-14	711M	CARB, OHV, 8v	05/69	04/73	W20EXR-U	0.8	IW20	W20TT	IW20TT
	1.6L-14	1.6	CARB, SOHC, 8v	72	74	MA20P-U	0.9	-	-	-
	2.0L-14		CARB, OHV, 8v		73	MA20P-U	0.9	-	-	-

MODEL	ENGINE SIZE	ENGINE CODE	SPECIFICATION	FROM	TO	DENSO PRIMARY	GAP (mm)	IRIDIUM POWER	NICKEL TT	IRIDIUM TT (*INDICATES IRIIDIUM TOUGH)
FORD (CONT)										
CAPRI MkI	3.0L-V6	Essex	CARB, OHV, 12v	02/70	04/73	W20EXR-U	0.8	IW20	W20TT	IW20TT
CAPRI MkII	1.6L-I4	1.6	CARB, SOHC, 8v	74	78	MA20P-U	0.9	-	-	-
	2.0L-I4	2.0	CARB, SOHC, 8v	74	78	W20EPR-U	0.8	IW20	W20TT	IW20TT
	3.0L-V6	3.0	CARB, OHV, 12v	74	77	W20EXR-U	0.8	IW20	W20TT	IW20TT
CAPRI MkIII	2.0L-I4	2.0	CARB, SOHC, 8v	79	84	MA20P-U	0.9	-	-	-
CAPRI SA30	1.6L-I4	B6(F)	EFI, SOHC, 8v	10/89	09/90	W16EXR-U11	1.1	IW16	W16TT	IW16TT
CAPRI SA30, SAII, SB, SC, SE TURBO	1.6L-I4	B6T	MPFI, DOHC, Turbo, 16v	10/89	07/94	K20PR-U11	1.1	IK20	K20TT	IK20TT
CAPRI SAII, SB	1.6L-I4	B6(B)	EFI, DOHC, 16v	03/90	04/92	K20PR-U11	1.1	IK20	K20TT	IK20TT
CAPRI SC, SE	1.6L-I4	B6(D)	MPFI, DOHC, 16v	04/92	07/94	K16PR-U11	1.1	IK16	K16TT	IK16TT
CORSAIR	2.0L-I4	CA20E	MPFI, SOHC, 8v (Inlet)	11/89	12/92	K20PR-U11	1.1	IK20	K20TT	IK20TT
	2.0L-I4	CA20E	MPFI, SOHC, 8v (Exhaust)	11/89	12/92	K16PR-U11	1.1	IK16	K16TT	IK16TT
	2.4L-I4	KA24E	EFI, SOHC, 12v	11/89	12/92	K16GPR-U11	1.1	-	-	VKA16*
CORTINA MkI	1.2L-I4	Kent	CARB, OHV, 8v	01/63	12/65	W20EPR-U	0.8	IW20	W20TT	IW20TT
	1.5L-I4	Kent	CARB, OHV, 8v	03/65	07/67	W20EPR-U	0.8	IW20	W20TT	IW20TT
CORTINA MkII	1.3L-I4	Kent	CARB, OHV, 8v	08/67	12/70	W20EPR-U	0.8	IW20	W20TT	IW20TT
	1.6L-I4	Kent	CARB, OHV, 8v	08/67	12/70	W20EPR-U	0.8	IW20	W20TT	IW20TT
CORTINA TC	1.6L-I4	Kent	CARB, OHV, 8v	01/71	08/71	W20EPR-U	0.8	IW20	W20TT	IW20TT
CORTINA TC, TD	3.3L-I6	200ci	CARB, OHV, 12v	10/72	06/77	MA16PR-U	0.9	-	-	-
	4.1L-I6	250ci	CARB, OHV, 12v	10/72	06/77	MA16PR-U	0.9	-	-	-
CORTINA TC, TD, TE, TF	2.0L-I4	Pinto TL20	CARB, SOHC, 8v	08/71	08/82	MA20P-U	0.9	-	-	-
CORTINA TD, TE, TF (Iron Head)	3.3L-I6	200ci	CARB, OHV, 12v (Xflow Head)	10/74	08/82	T16P-U	0.9	ITF16	-	ITF16TT
	4.1L-I6	250ci	CARB, OHV, 12v (Xflow Head)	10/74	10/80	T16P-U	0.9	ITF16	-	ITF16TT
CORTINA TF (Alloy Head)	3.3L-I6	200ci	CARB, OHV, 12v (Alloy Head)	11/80	08/82	W16EPR-U	0.8	IW16	W16TT	IW16TT
	4.1L-I6	250ci	CARB, OHV, 12v (Alloy Head)	11/80	08/82	W16EPR-U	0.8	IW16	W16TT	IW16TT
COUGAR	2.5L-V6	LCBC Duratec	MPFI, DOHC, 24v	10/99	03/04	IT16TT	1.0	IT16	-	IT16TT
COURIER	1.8L-I4	VC	CARB, SOHC, 8v	11/78	12/82	W16EPR-U	0.8	IW16	W16TT	IW16TT
	2.0L-I4	MA/FE	CARB, SOHC, 8v	11/82	12/89	W16EPR-U	0.8	IW16	W16TT	IW16TT
	2.2L-I4	F2	CARB, SOHC, 8v	01/89	06/93	W16EPR-U	0.8	IW16	W16TT	IW16TT

MODEL	ENGINE SIZE	ENGINE CODE	SPECIFICATION	FROM	TO	DENSO PRIMARY	GAP (mm)	IRIDIUM POWER	NICKEL TT	IRIDIUM TT (*INDICATES IRIIDIUM TOUGH)
FORD (CONT)										
COURIER	2.6L-14	4G54	CARB, SOHC, 8v	05/87	09/90	W20EXR-U	0.8	IW20	W20TT	IW20TT
	2.6L-14	G6	SPFI, SOHC, 12v, 92KW	10/90	04/96	K16PR-U11	1.1	IK16	K16TT	IK16TT
	2.6L-14	G6	SPFI/MPFI, SOHC, 12v, 92KW	05/96	02/06	KJ16CR-L11	1.1	IK16	K16TT	IK16TT
	4.0L-V6	1V	MPFI, SOHC, 12v, 154KW	02/05	12/06	IT16TT	1.0	IT16	-	IT16TT
E-150 ECONOLINE	5.0L-V8	302	MPFI, OHV, 16v	86	96	T20PR-U	0.9	ITF20	-	ITF20TT
	5.8L-V8	351	MPFI, OHV, 16v	88	96	T20PR-U	0.9	ITF20	-	ITF20TT
E-350 ECONOLINE	7.5L-V8	7.5	CARB, OHV, 16v	88	96	T16PR-U	0.9	ITF16	-	ITF16TT
ECONOVAN	1.4L-14	B	CARB, SOHC, 8v	05/84	10/85	W16EPR-U	0.8	IW16	W16TT	IW16TT
	1.6L-14	NA	CARB, SOHC, 8v	06/79	04/84	W16EPR-U	0.8	IW16	W16TT	IW16TT
	1.8L-14	F8	CARB, SOHC, 8v	04/84	05/97	W16EPR-U	0.8	IW16	W16TT	IW16TT
	1.8L-14	F8	EFI, SOHC, 12v, 67KW	03/03	07/06	W16EPR-U	0.8	IW16	W16TT	IW16TT
	2.0L-14	FE	CARB, SOHC, 8v	04/84	02/03	W16EPR-U	0.8	IW16	W16TT	IW16TT
	2.0L-14	FE-E	MPFI, SOHC, 12v, 71KW	03/03	07/06	K16PR-U11	1.1	IK16	K16TT	IK16TT
ESCAPE	2.3L-14	L3	MPFI, DOHC, 16v	01/04	05/06	IT16TT	1.0	IT16	-	IT16TT
	2.3L-14	L3	MPFI, DOHC, 16v	06/06	0N	ITV16TT	1.0	ITV16	-	ITV16TT
	3.0L-V6	AJ/Duratec	MPFI, DOHC, 24v	02/01	03/08	IT16TT	1.0	IT16	-	IT16TT
ESCORT Mk1	1.1L-14	Kent Crossflow	CARB, OHV, 8v	03/70	03/73	W20EPR-U	0.8	IW20	W20TT	IW20TT
	1.3L-14	Kent Crossflow	CARB, OHV, 8v	03/70	05/76	W20EPR-U	0.8	IW20	W20TT	IW20TT
	1.6L-14	Lotus-Ford	CARB, DOHC, 16v	05/70	06/72	W20EPR-U	0.8	IW20	W20TT	IW20TT
ESCORT Mk2	1.6L-14	Kent Crossflow	CARB, OHV, 8v	01/75	12/82	W20EPR-U	0.8	IW20	W20TT	IW20TT
	2.0L-14	NE	CARB, OHV, 8v	12/76	12/82	MA20P-U	0.9	-	-	-
ESCORT MK4	1.6L-14	HL16	EFI, SOHC, 8v	86	97	T20TT	1.0	IT20	T20TT	IT20TT
ESCORT MK5	1.8L-14	ZH18	EFI, DOHC, 16v	92	94	K20PR-U11	1.1	IK20	K20TT	IK20TT
EXPLORER	4.0L-V6	VZA	MPFI, SOHC, 12v	10/96	01/00	IT16TT	1.0	IT16	-	IT16TT
	4.0L-V6	XZA	MPFI, SOHC, 12v	01/00	01/08	IT16TT	1.0	IT16	-	IT16TT
	4.6L-V8	2, 3 & 4ZA	MPFI, SOHC, 16v	11/01	01/08	IT16TT	1.0	IT16	-	IT16TT
F100, F250, 350	4.1L-16	250ci	CARB, OHV, 12v	01/70	12/75	MA16PR-U	0.9	-	-	-
	4.1L-16	250ci	CARB, OHV, 12v (Xflow Head)	07/76	12/80	T16P-U	0.9	ITF16	-	ITF16TT

MODEL	ENGINE SIZE	ENGINE CODE	SPECIFICATION	FROM	TO	DENSO PRIMARY	GAP (mm)	IRIDIUM POWER	NICKEL TT	IRIDIUM TT (*INDICATES IRIIDIUM TOUGH)
FORD (CONT)										
F100, F250, 350	4.1L-I6	250ci	CARB, OHV, 12v (Alloy Head)	01/80	12/85	T16P-U	0.9	ITF16	-	ITF16TT
	4.9L-V8	302ci	CARB, OHV, 16v	07/74	06/76	T16P-U	0.9	ITF16	-	ITF16TT
	4.9L-V8	302ci	CARB, OHV, 16v	07/76	12/77	T20P-U	0.9	ITF20	-	ITF20TT
	4.9L-V8	302ci	EFI, OHV, 16v	09/85	12/89	T20PR-U	0.9	ITF20	-	ITF20TT
	5.8L-V8	351ci	CARB, OHV, 16v	01/78	12/85	T16P-U	0.9	ITF16	-	ITF16TT
	5.8L-V8	351ci	EFI, OHV, 16v	01/90	12/92	T20PR-U	0.9	ITF20	-	ITF20TT
F150	3.5L-V6	213	MPFI, DOHC, Twin Turbo, 24v, 272KW	11	ON	ITV20TT	1.0	ITV20	-	ITV20TT
	4.6L-V8	281	MPFI, SOHC, 16v	97	04	IT16TT	1.0	IT16	-	IT16TT
	4.9L-V8	302ci	EFI, OHV, 16v	08/87	12/90	T20PR-U	0.9	ITF20	-	ITF20TT
	5.0L-V8	COYOTE	MPFI, DOHC, 32v	11	ON	ITV20TT	1.0	ITV20	-	ITV20TT
	5.4L-V8	330	MPFI, SOHC, 16v, 186KW	97	03	IT16TT	1.0	IT16	-	IT16TT
	5.4L-V8	330	MPFI, SOHC, Supercharged, 16v, 283KW	99	04	IT20TT	1.0	IT20	-	IT20TT
	5.4L-V8	330	MPFI, SOHC, 24v	04	10	DEALER SALES	-	-	-	-
	5.8L-V8	351ci	EFI, OHV, 16v	01/90	12/92	T20PR-U	0.9	ITF20	-	ITF20TT
F150 (Inc, SVT RAPTOR)	6.2L-V8	379	MPFI, SOHC, 16v	10	ON	ITV20TT	1.0	ITV20	-	ITV20TT
F250	3.9L-I6	240	CARB, OHV, 12v	67	74	MA16PR-U	0.9	-	-	-
	5.4L-V8	5.4	MPFI, SOHC, 16v, 194KW	11/03	09/07	T16EPR-U	0.8	IT16	T16TT	IT16TT
	5.8L-V8	302ci WINDSOR	EFI, OHV, 16v, 126KW	09/88	12/89	T20PR-U	0.9	ITF20	-	ITF20TT
	6.8L-V10	415	MPFI, SOHC, 20v, 231KW	99	04	IT20TT	1.0	IT20	-	IT20TT
	7.5L-V8	460	MPFI, OHV, 16v	88	97	T16PR-U	0.9	ITF16	-	ITF16TT
F250, F350	5.4L-V8	5.4	MPFI, SOHC, 16v, 194KW	07/01	10/03	T20EPR-U	0.8	IT20	T20TT	IT20TT
F350	4.9L-V8	302ci WINDSOR	EFI, OHV, 16v, 126KW	86	89	MA16PR-U	0.9	-	-	-
	7.5L-V8	460	EFI, OHV, 16v	88	97	T16PR-U	0.9	ITF16	-	ITF16TT
FAIRLANE ZA, ZB	3.3L-I6	200ci	CARB, OHV, 12v	03/67	06/69	MA16PR-U	0.9	-	-	-
FAIRLANE ZA	4.7L-V8	289ci WINDSOR	CARB, OHV, 16v	03/67	02/68	MA16PR-U	0.9	-	-	-
FAIRLANE ZB, ZC	3.6L-I6	221ci	CARB, OHV, 12v	03/68	10/70	MA16PR-U	0.9	-	-	-
FAIRLANE ZB, ZC, ZD	4.9L-V8	302ci WINDSOR	CARB, OHV, 16v	03/68	03/72	MA20P-U	0.9	-	-	-
FAIRLANE ZC, ZD, ZF, ZG, ZH, ZJ	5.8L-V8	351ci	CARB, OHV, 16v	07/69	03/82	T16P-U	0.9	ITF16	-	ITF16TT

MODEL	ENGINE SIZE	ENGINE CODE	SPECIFICATION	FROM	TO	DENSO PRIMARY	GAP (mm)	IRIDIUM POWER	NICKEL TT	IRIDIUM TT (*INDICATES IRIIDIUM TOUGH)
FORD (CONT)										
FAIRLANE ZD, ZF, ZG	4.1L-16	250ci	CARB, OHV, 12v	11/70	05/76	MA16PR-U	0.9	-	-	-
FAIRLANE ZF, ZG, ZH, ZJ, ZK	4.9L-V8	302ci CLEVELAND	CARB, OHV, 16v	04/72	03/83	T16P-U	0.9	ITF16	-	ITF16TT
FAIRLANE ZJ	4.1L-16	250ci	CARB, OHV, 12v (Xflow Head)	10/79	07/80	T16P-U	0.9	ITF16	-	ITF16TT
FAIRLANE ZJ, ZK	4.1L-16	250ci	CARB, OHV, 12v (Alloy Head)	07/80	09/84	W16EPR-U	0.8	IW16	W16TT	IW16TT
FAIRLANE ZK	4.1L-16	250ci	EFI, OHV, 12v	03/83	09/84	W16EPR-U	0.8	IW16	W16TT	IW16TT
FAIRLANE ZL	4.1L-16	250ci	CARB/EFI, OHV, 12v (Alloy Head)	10/84	12/88	J16AR-U11	1.1	-	-	-
FAIRLANE NA, NC	3.9L-16	P	MPFI, SOHC, 12v	06/88	04/92	J16AR-U11	1.1	-	-	-
FAIRLANE NC, NF, NL	5.0L-V8	Windsor	MPFI, OHV, 16v	07/91	12/98	T16PR-U15	1.5	ITF16	-	ITF16TT
FAIRLANE NC	4.0L-16	H	MPFI, SOHC, 12v	05/92	08/95	J16AR-U11	1.1	-	-	-
FAIRLANE NF, NL	4.0L-16	H	MPFI, SOHC, 12v	03/95	12/98	W16EXR-U11	1.1	IW16	W16TT	IW16TT
FAIRLANE AU	4.0L-16	Y Intech	MPFI, SOHC, 12v	03/99	06/00	W20EXR-U11	1.1	IW20	W20TT	IW20TT
FAIRLANE AU, AUII	5.0L-V8	Windsor	MPFI, OHV, 16v	03/99	12/02	IT20TT	1.0	IT20	-	IT20TT
FAIRLANE AUII	4.0L-16	Y Intech	MPFI, SOHC, 12v	07/00	12/02	IW16TT	1.0	IW16	-	IW16TT
FAIRLANE BA	4.0L-16	BARRA 182	MPFI, V-DOHC, 24v	07/03	09/05	IK16TT	1.0	IK16	-	IK16TT
	5.4L-V8	BARRA 220 3V	MPFI, V-SOHC, 24v	07/03	09/05	DEALER SALES	-	-	-	-
FAIRLANE BF	4.0L-16	BARRA 190	MPFI, V-DOHC, 24v	10/05	12/07	IK20TT	1.0	IK20	-	IK20TT
	5.4L-V8	BARRA 230 3V	MPFI, V-SOHC, 24v	10/05	12/07	DEALER SALES	-	-	-	-
FAIRMONT XP, XR	3.3L-16	200ci	CARB, OHV, 12v	08/65	03/68	MA16PR-U	0.9	-	-	-
FAIRMONT XR	4.7L-V8	289ci WINDSOR	CARB, OHV, 16v	09/66	03/68	MA16PR-U	0.9	-	-	-
FAIRMONT XT, XW	3.6L-16	221ci	CARB, OHV, 12v	03/68	10/70	MA16PR-U	0.9	-	-	-
FAIRMONT XT, XW, XY	4.9L-V8	302ci WINDSOR	CARB, OHV, 16v	03/68	03/72	MA20P-U	0.9	-	-	-
FAIRMONT XY, XA, XB	4.1L-16	250ci	CARB, OHV, 12v	11/70	08/76	MA16PR-U	0.9	-	-	-
FAIRMONT XY	4.9L-V8	302ci CLEVELAND	CARB, OHV, 16v, 164KW	11/70	02/72	MA16PR-U	0.9	-	-	-
	5.8L-V8	351ci CLEVELAND	CARB, OHV, 16v	11/70	02/72	T16P-U	0.9	ITF16	-	ITF16TT
FAIRMONT XA, XB	4.9L-V8	302ci CLEVELAND	CARB, OHV, 16v	08/72	08/76	T20P-U	0.9	ITF20	-	ITF20TT
	5.8L-V8	351ci	CARB, OHV, 16v	03/72	07/76	T20P-U	0.9	ITF20	-	ITF20TT
FAIRMONT XC, XD	4.1L-16	250ci	CARB, OHV, 12v (Xflow Head)	03/76	06/80	T16P-U	0.9	ITF16	-	ITF16TT
FAIRMONT XC, XD, XE	4.9L-V8	302ci CLEVELAND	CARB, OHV, 16v	08/76	03/83	T16P-U	0.9	ITF16	-	ITF16TT

MODEL	ENGINE SIZE	ENGINE CODE	SPECIFICATION	FROM	TO	DENSO PRIMARY	GAP (mm)	IRIDIUM POWER	NICKEL TT	IRIDIUM TT (*INDICATES IRIIDIUM TOUGH)
FORD (CONT)										
FAIRMONT XC, XD	5.8L-V8	351ci	CARB, OHV, 16v	08/76	02/82	T16P-U	0.9	ITF16	-	ITF16TT
FAIRMONT XD	3.3L-I6	200ci	CARB, OHV, 12v (Xflow Head)	03/79	06/80	T16P-U	0.9	ITF16	-	ITF16TT
FAIRMONT XD, XE	3.3L-I6	200ci	CARB, OHV, 12v (Alloy Head)	07/80	02/83	W16EPR-U	0.8	IW16	W16TT	IW16TT
	4.1L-I6	250ci	CARB, OHV, 12v (Alloy Head)	07/80	09/84	W16EPR-U	0.8	IW16	W16TT	IW16TT
FAIRMONT XE	4.1L-I6	250ci	EFI, OHV, 12v	03/83	09/84	W16EPR-U	0.8	IW16	W16TT	IW16TT
FAIRMONT XF	4.1L-I6	250ci	CARB, OHV, 12v (Alloy Head)	10/84	02/88	J16AR-U11	1.1	-	-	-
	4.1L-I6	250ci	EFI, OHV, 12v	10/84	02/88	J16AR-U11	1.1	-	-	-
FAIRMONT EA, EAI, EB	3.9L-I6		SPFI, SOHC, 12v	03/88	04/92	J16AR-U11	1.1	-	-	-
FAIRMONT EB, EBII, ED, EF, EFII, EL	5.0L-V8	Windsor	MPFI, OHV, 16v	07/91	08/98	T16PR-U15	1.5	ITF16	-	ITF16TT
FAIRMONT EBII, ED	4.0L-I6	4.0	MPFI, SOHC, 12v, 148KW	04/92	08/94	J16AR-U11	1.1	-	-	-
FAIRMONT EF, EFII, EL, AU, AUII	4.0L-I6	4.0	MPFI, SOHC, 12v, 157KW	08/94	12/00	W16EXR-U11	1.1	IW16	W16TT	IW16TT
FAIRMONT EFII, EL, AU, AUII	4.0L-I6	4.0	MPFI, SOHC, 12v, 162 - 168KW	10/95	10/01	W20EXR-U11	1.1	IW20	W20TT	IW20TT
FAIRMONT AU, AUII, AUIII	5.0L-V8	5.0	MPFI, OHV, 16v, 175KW	09/98	09/02	IT20TT	1.0	IT20	-	IT20TT
FAIRMONT AUII, AUIII	4.0L-I6	4.0	MPFI, SOHC, 12v	12/00	09/02	IW16TT	1.0	IW16	-	IW16TT
FAIRMONT BA, BA MkII	4.0L-I6	BARRA 182	MPFI, DOHC VVT, 24v, 182KW	09/02	09/05	IK16TT	1.0	IK16	-	IK16TT
FAIRMONT BF, BF MkII	4.0L-I6	BARRA 190	MPFI, DOHC VVT, 24v, 190KW	10/05	04/08	IK20TT	1.0	IK20	-	IK20TT
FAIRMONT BF, BF MkII (LPG)	4.0L-I6	BARRA E-GAS	MPFI, DOHC VVT, 24v, 156KW	02/06	04/08	IK20TT	1.0	-	-	IK20TT
FALCON XK, XL, XM, XP	2.3L-I6	144ci	CARB, OHV, 12v	01/60	09/66	MA16PR-U	0.9	-	-	-
FALCON XL, XM, XP, XR	2.8L-I6	170ci	CARB, OHV, 12v	08/62	12/68	MA16PR-U	0.9	-	-	-
FALCON XM, XP, XR, XW, XY, XA, XB	3.3L-I6	200ci	CARB, OHV, 12v	01/64	12/76	MA16PR-U	0.9	-	-	-
FALCON XR	4.7L-V8	289ci WINDSOR	CARB, OHV, 16v, 149KW	09/66	03/68	MA16PR-U	0.9	-	-	-
FALCON XR GT	4.7L-V8	289ci WINDSOR	CARB, OHV, 16v, 168KW	05/67	04/68	MA20P-U	0.9	-	-	-
FALCON XT, XW	3.1L-I6	188ci	CARB, OHV, 12v	03/68	11/70	MA16PR-U	0.9	-	-	-
	3.6L-I6	221ci	CARB, OHV, 12v	03/68	11/70	MA16PR-U	0.9	-	-	-
FALCON XT, XW, XY	4.9L-V8	302ci WINDSOR	CARB, OHV, 16v	03/68	03/72	MA20P-U	0.9	-	-	-
FALCON 500 XW	4.9L-V8	302ci WINDSOR	CARB, OHV, 16v, 156KW	06/69	10/70	MA20P-U	0.9	-	-	-
FALCON XW GT	5.8L-V8	351ci WINDSOR	CARB, OHV, 16v, 216KW	06/69	11/70	DEALER SALES	-	-	-	-
FALCON XW GTHO PHASE 1	5.8L-V8	351ci WINDSOR	CARB, OHV, 16v, 224KW	08/69	07/70	T16PR-U	0.9		-	ITF16TT

MODEL	ENGINE SIZE	ENGINE CODE	SPECIFICATION	FROM	TO	DENSO PRIMARY	GAP (mm)	IRIDIUM POWER	NICKEL TT	IRIDIUM TT (*INDICATES IRIIDIUM TOUGH)
FORD (CONT)										
FALCON XW, XY	5.8L-V8	351ci CLEVELAND	CARB, OHV, 16v	06/69	03/72	T20P-U	0.9	ITF20	-	ITF20TT
FALCON XY, XA, XB	4.1L-I6	250ci	CARB, OHV, 12v	11/70	12/76	MA16PR-U	0.9	-	-	-
FALCON XY	4.9L-V8	302ci CLEVELAND	CARB, OHV, 16v, 164KW	11/70	03/72	MA16PR-U	0.9	-	-	-
FALCON 500 XY	4.9L-V8	302ci CLEVELAND	CARB, OHV, 16v, 156KW	11/70	02/72	T20P-U	0.9	ITF20	-	ITF20TT
	5.8L-V8	351ci CLEVELAND	CARB, OHV, 16v, 224KW	11/70	03/72	T16PR-U	0.9	ITF16	-	ITF16TT
FALCON XY GT (Inc. GTHO PHASE 3)	5.8L-V8	351ci CLEVELAND	CARB, OHV, 16v, 224 - 276KW	11/70	03/72	T16PR-U	0.9	ITF16	-	ITF16TT
FALCON XC, XD	3.3L-I6	200ci	CARB, OHV, 12v (Xflow Head)	01/76	07/80	T16P-U	0.9	ITF16	-	ITF16TT
	4.1L-I6	250ci	CARB, OHV, 12v (Xflow Head)	01/76	04/82	T16P-U	0.9	ITF16	-	ITF16TT
	4.9L-V8	302ci CLEVELAND	CARB, OHV, 16v	03/72	12/76	T20P-U	0.9	ITF20	-	ITF20TT
	5.8L-V8	351ci CLEVELAND	CARB, OHV, 16v	03/72	12/76	T20P-U	0.9	ITF20	-	ITF20TT
FALCON XC, XD, XE	4.9L-V8	302ci CLEVELAND	CARB, OHV, 16v	08/76	08/82	T16P-U	0.9	ITF16	-	ITF16TT
	5.8L-V8	351ci CLEVELAND	CARB, OHV, 16v	08/76	12/82	T16P-U	0.9	ITF16	-	ITF16TT
FALCON XD, XE	3.3L-I6	200ci	CARB, OHV, 12v (Alloy Head)	07/80	10/84	W16EPR-U	0.8	IW16	W16TT	IW16TT
	4.1L-I6	250ci	CARB, OHV, 12v (Alloy Head)	07/80	10/84	W16EPR-U	0.8	IW16	W16TT	IW16TT
FALCON XE	3.3L-I6	200	CARB, OHV, 12v, 90KW	03/82	09/84	W16EPR-U	0.8	IW16	W16TT	IW16TT
FALCON XF	3.3L-I6	200ci	CARB, OHV, 12v (Alloy Head)	10/84	02/88	J16AR-U11	1.1	-	-	-
FALCON XF (Inc. Utility)	4.1L-I6	250ci	OHV, 12v (Alloy Head)	10/84	03/93	J16AR-U11	1.1	-	-	-
FALCON XG (Long Reach)	4.0L-I6	4.0	MPFI, SOHC, 12v, 148KW	03/93	03/96	J16AR-U11	1.1	-	-	-
FALCON XG, XH, XHII (Long Reach) (XR6)	4.0L-I6	4.0	MPFI, SOHC, 12v, 164KW	10/93	03/96	W20EXR-U11	1.1	IW20	W20TT	IW20TT
FALCON XH, XHII (Long Reach)	4.0L-I6	4.0	MPFI, SOHC, 12v, 148KW	04/96	06/99	W16EXR-U11	1.1	IW16	W16TT	IW16TT
FALCON XH, XHII (Long Reach) (XR8)	5.0L-V8	302ci WINDSOR	MPFI, OHV, 16v	10/97	06/99	T16PR-U15	1.5	ITF16	-	ITF16TT
FALCON EA, EB	3.9L-I6	3.9	TBI/MPFI, SOHC, 12v, 120 - 139KW	03/88	02/92	J16AR-U11	1.1	-	-	-
FALCON EB, ED (XR6)	4.0L-I6	4.0	MPFI, SOHC, 12v, 161KW	04/92	09/94	W20EXR-U11	1.1	IW20	W20TT	IW20TT
FALCON EB, ED, EF, EL (XR8)	5.0L-V8	5.0	MPFI, OHV, 16v, 165 - 170KW	07/91	10/97	T16PR-U15	1.5	ITF16	-	ITF16TT
FALCON EB, ED (GT & Sprint)	5.0L-V8	5.0	MPFI, OHV, 16v, 200KW	10/92	09/94	T20EPR-U	0.8	IT20	T20TT	IT20TT
FALCON ED	4.0L-I6	4.0	MPFI, SOHC, 12v, 148KW	08/93	09/94	J16AR-U11	1.1	-	-	-
FALCON EF, EL	4.0L-I6	4.0	MPFI, SOHC, 12v, 157KW	09/94	08/98	W16EXR-U11	1.1	IW16	W16TT	IW16TT
FALCON EF, EL, AU, AUII (XR6)	4.0L-I6	4.0	MPFI, SOHC/SOHC VCT, 12v, 164 - 172KW	09/94	08/98	W20EXR-U11	1.1	IW20	W20TT	IW20TT

MODEL	ENGINE SIZE	ENGINE CODE	SPECIFICATION	FROM	TO	DENSO PRIMARY	GAP (mm)	IRIDIUM POWER	NICKEL TT	IRIDIUM TT (*INDICATES IRIIDIUM TOUGH)
FORD (CONT)										
FALCON EL (V8, XR8)	5.0L-V8	5.0	MPFI, OHV, 16v, 185KW	10/97	08/98	T20PR-U	0.9	ITF20	-	ITF20TT
FALCON AU, AUII (Inc. Utility)	4.0L-I6	4.0	MPFI, SOHC, 12v, 157KW	09/98	12/00	W16EXR-U11	1.1	IW16	W16TT	IW16TT
FALCON AUII, AUIII (LPG)	3.9L-I6	4.0	MPFI, SOHC, 12v, 143KW	07/00	09/02	W20EXR-U	0.8	IW20	W20TT	IW20TT
FALCON AUII, AUIII (Inc. LPG & Utility)	4.0L-I6	4.0	MPFI, SOHC, 12v	12/00	09/02	IW16TT	1.0	IW16	-	IW16TT
FALCON AU, AUII, AUIII (Inc. XR8 & Utility)	5.0L-V8	5.0	MPFI, OHV, 16v, 185 - 220KW	09/98	09/02	IT20TT	1.0	IT20	-	IT20TT
FALCON BA & XR6 (Inc. Utility & RTV)	4.0L-I6	BARRA 182	MPFI, V-DOHC, 24v	09/02	10/05	IK16TT	1.0	IK16	-	IK16TT
FALCON BA MkI LPG (Inc. Utility)	4.0L-I6	E-Gas	SPFI, V-DOHC, 24v	09/02	10/04	IK16TT	1.0	IK16	-	IK16TT
FALCON BA MkII LPG (Inc. Utility)	4.0L-I6	E-Gas	SPFI, V-DOHC, 24v	10/04	10/05	IK20TT	1.0	-	-	IK20TT
FALCON BA XR6 TURBO (Inc. Utility)	4.0L-I6	BARRA 240T	MPFI, V-DOHC, Turbo, 24v	10/02	10/05	IK16TT	1.0	IK16	-	IK16TT
FALCON BA, BF (Inc. XR8 & Utility)	5.4L-V8	BARRA 220 3V	MPFI, SOHC, 24v	09/02	04/08	DEALER SALES	-	-	-	-
FALCON BA, BF XR8 (Inc. Utility)	5.4L-V8	BOSS 260 4V	MPFI, DOHC, 32v	01/03	04/08	IT20TT	1.0	IT20	-	IT20TT
FALCON BF LPG (Inc. Utility)	4.0L-I6	E-Gas	SPFI, V-DOHC, 24v	10/05	04/08	IK20TT	1.0	-	-	IK20TT
FALCON BF & XR6 (Inc. Utility)	4.0L-I6	BARRA 190	MPFI, V-DOHC, 24v	10/05	04/08	IK20TT	1.0	IK20	-	IK20TT
FALCON BF XR6 TURBO (Inc. Utility)	4.0L-I6	BARRA 245T	MPFI, V-DOHC, Turbo, 24v	10/05	04/08	IK20TT	1.0	-	-	IK20TT
FALCON FG & XR6	4.0L-I6	BARRA 195	MPFI, V-DOHC, 24v	05/08	ON	IK20TT	1.0	IK20	-	IK20TT
FALCON FG LPG	4.0L-I6	E-Gas	SPFI, V-DOHC, 24v	05/08	06/11	IK20TT	1.0	-	-	IK20TT
	4.0L-I6	EcoLPi	MPFI, V-DOHC, 24v	07/11	ON	IK20TT	1.0	IK20	-	IK20TT
FALCON FG Mk2 EcoBoost	2.0L-I4	EcoBoost	MPFI, V-DOHC, 16v	03/12	ON	ITV20TT	1.0	ITV20	-	ITV20TT
FALCON FG XR6 TURBO	4.0L-I6	BARRA 270T	MPFI, V-DOHC, Turbo, 24v	05/08	ON	IK20TT	1.0	IK20	-	IK20TT
FESTIVA	1.3L-I4	B3	SOHC, 8v	10/91	12/00	W16EPR-U11	1.1	IW16	W16TT	IW16TT
	1.5L-I4	B5	MPFI, SOHC, 8v	02/97	12/00	K20PR-U11	1.1	IK20	K20TT	IK20TT
FIESTA	1.0L-I3	M1JE	Direct Inj, DOHC VVT, I/C Turbo, 12v, 92KW	10/13	ON	DEALER SALES	-	-	-	-
	1.4L-I4	Duratec	MPFI, DOHC, 16v	01/09	09/10	ITV16TT	1.0	ITV16	-	ITV16TT
	1.5L-I4	UEJD	MPFI, DOHC VVT, 16v, 82KW	08/13	ON	ITV20TT	1.0	ITV20	-	ITV20TT
	1.6L-I4	Duratec	MPFI, DOHC, 16v	04/04	ON	ITV16TT	1.0	ITV16	-	ITV16TT
	1.6L-I4	JTJA	Direct Inj, DOHC VVT, I/C Turbo, 16v, 134KW	08/13	ON	DEALER SALES	-	-	-	-
FIESTA XR4	2.0L-I4	Duratec HE	MPFI, DOHC, 16v	06/07	12/08	IT20TT	1.0	IT20	-	IT20TT
FOCUS	1.6L-I4	FYDB	MPFI, DOHC, 16v	00	04/05	ITV16TT	1.0	ITV16	-	ITV16TT
	1.6L-I4	1.6L	MPFI, DOHC, 16v, 74KW	06/08	06/11	TV16TT	1.0	ITV16	TV16TT	ITV16TT

MODEL	ENGINE SIZE	ENGINE CODE	SPECIFICATION	FROM	TO	DENSO PRIMARY	GAP (mm)	IRIDIUM POWER	NICKEL TT	IRIDIUM TT (*INDICATES IRIIDIUM TOUGH)
FORD (CONT)										
FOCUS	1.6L-14	Duratec	MPFI, V-DOHC, 16v	08/11	ON	TV16TT	1.0	ITV16	TV16TT	ITV16TT
	1.8L-14	Zetec-E (85kW)	MPFI, DOHC, 16v	09/02	04/05	ITV16TT	1.0	ITV16	-	ITV16TT
	2.0L-14	Zetec-E (96kW)	MPFI, DOHC, 16v	09/02	06/05	ITV16TT	1.0	ITV16	-	ITV16TT
	2.0L-14	Zetec-E (127kW)	MPFI, DOHC, 16v	05/03	04/05	ITV20TT	1.0	ITV20	-	ITV20TT
	2.0L-14	Duratec HE	MPFI, DOHC, 16v	05/05	06/11	IT20TT	1.0	IT20	-	IT20TT
	2.0L-14	MGDA DURATEC	Direct Inj, DOHC VVT, 16v, 125KW	07/11	ON	ITV20TT	1.0	ITV20	-	ITV20TT
	2.0L-14	Duratec	MPFI, V-DOHC, Turbo, 16v, 184KW	10/12	ON	ITV20TT	1.0	ITV20	-	ITV20TT
FOCUS (XRS TURBO)	2.5L-15	B5254T3	MPFI, V-DOHC, 20v	04/06	06/12	IKH20TT	1.0	-	-	IKH20TT
GT (GT40)	5.4L-V8	MODULAR 5.4	EFI, SOHC, Supercharged, 16v	05	06	T20EPR-U	0.8	IT20	T20TT	IT20TT
KA & KA2	1.3L-14	BL13EFI (Endura-E)	MPFI, OHV, 8v, 43KW	11/99	12/03	T16EPR-U	0.8	IT16	T16TT	IT16TT
KUGA	1.6L-14	JQMA	Direct Inj, DOHC VVT, Turbo, 16v, 110KW	03/13	01/15	DEALER SALES	-	-	-	-
	1.6L-14	JTMA	Direct Inj, DOHC VVT, Turbo, 16v, 134KW	03/13	01/15	DEALER SALES	-	-	-	-
	2.5L-15	2.5 DURATEC	MPFI, DOHC VVT, Turbo, 20v, 147KW	02/12	02/13	IKH20TT	1.0	IKH20	-	IKH20TT
LANDAU	5.8L-V8	351ci CLEVELAND	CARB, OHV, 16v	07/73	12/76	T16P-U	0.9	ITF16	-	ITF16TT
LASER	1.3L-14	E3	CARB, SOHC, 8v	03/81	10/87	W16EPR-U	0.8	IW16	W16TT	IW16TT
	1.3L-14	E3	CARB, SOHC, 8v	10/87	03/89	W16EPR-U11	1.1	IW16	W16TT	IW16TT
	1.5L-14	E5	CARB, SOHC, 8v	03/81	12/85	W16EPR-U	0.8	IW16	W16TT	IW16TT
	1.6L-14	B6	SOHC, 8v, 54 - 61KW	10/85	12/94	W16EPR-U11	1.1	IW16	W16TT	IW16TT
	1.6L-14	B6-2E	CARB, SOHC, 16v	03/90	10/94	K16PR-U11	1.1	IK16	K16TT	IK16TT
	1.6L-14	B6F	MPFI, DOHC, 16v	10/94	03/99	K16PR-U11	1.1	IK16	K16TT	IK16TT
	1.6L-14	ZM	MPFI, DOHC, 16v	03/99	09/02	KJ16CR-L11	1.1	IK16	K16TT	IK16TT
	1.8L-14	BPT	MPFI, DOHC, Turbo, 16v, 117KW	02/90	10/94	K20PR-U11	1.1	IK20	K20TT	IK20TT
	1.8L-14	BP-ME	MPFI, SOHC, 16v, 76KW	03/90	10/94	K16PR-U11	1.1	IK16	K16TT	IK16TT
	1.8L-14	BP	MPFI, DOHC, 16v, 92KW	03/90	03/99	K20PR-U11	1.1	IK20	K20TT	IK20TT
	1.8L-14	FP	MPFI, DOHC, 16v	02/99	09/02	K16PR-U11	1.1	IK16	K16TT	IK16TT
	2.0L-14	FS	MPFI, DOHC, 16v	04/01	09/02	KJ16CR-L11	1.1	IK16	K16TT	IK16TT
LASER (TX3 TURBO)	1.6L-14	B6T	MPFI, DOHC, Turbo, 16v, 100KW	10/87	04/90	K20PR-U11	1.1	IK20	K20TT	IK20TT
LINCOLN LS	3.9L-V8	AJ30	MPFI, DOHC, 32v, 209KW	00	06	IK16TT	1.0	IK16	-	IK16TT

MODEL	ENGINE SIZE	ENGINE CODE	SPECIFICATION	FROM	TO	DENSO PRIMARY	GAP (mm)	IRIDIUM POWER	NICKEL TT	IRIDIUM TT (*INDICATES IRIIDIUM TOUGH)
FORD (CONT)										
LINCOLN TOWN CAR	5.0L-V8	302 WINDSOR	EFI, OHV, 16v	86	90	T16TT	1.0	IT16	T16TT	IT16TT
LINCOLN TOWN CAR EXECUTIVE	4.6L-V8	MODULAR 4.6	EFI, SOHC, 16v, 175KW	91	04	T20EPR-U	0.8	IT20	T20TT	IT20TT
	4.6L-V8	MODULAR 4.6	EFI, SOHC, 16v, 175KW	05	08	IT16TT	1.0	IT16	-	IT16TT
LINCOLN TOWN CAR CARTIER & SIGNATURE	4.6L-V8	MODULAR 4.6	EFI, SOHC, 16v, 175KW	99	07	IT16TT	1.0	IT16	-	IT16TT
LTD P5/P6	5.8L-V8	351ci CLEVELAND	CARB, OHV, 16v	07/73	05/79	T20P-U	0.9	ITF20	-	ITF20TT
LTD FC	4.1L-I6	250ci	CARB, OHV, 12v (Xflow Head)	10/79	07/80	T16P-U	0.9	ITF16	-	ITF16TT
LTD FC, FD	4.1L-I6	250ci	CARB, OHV, 12v (Alloy Head)	07/80	02/83	W16EPR-U	0.8	IW16	W16TT	IW16TT
	5.8L-V8	351ci CLEVELAND	CARB, OHV, 16v	06/79	03/83	T16PR-U	0.9	ITF16	-	ITF16TT
LTD FD	4.1L-I6	250ci	EFI, OHV, 12v	02/83	09/84	W16EPR-U	0.8	IW16	W16TT	IW16TT
	4.9L-V8	302ci	CARB, OHV, 16v	03/82	02/83	T16PR-U	0.9	ITF16	-	ITF16TT
LTD FE	4.1L-I6	250ci	EFI, OHV, 12v	10/84	05/88	J16AR-U11	1.1	-	-	-
LTD DA	3.9L-I6	P	MPFI, SOHC, 12v	06/88	06/91	J16AR-U11	1.1	-	-	-
LTD DC	4.0L-I6	H	MPFI, SOHC, 12v	07/91	03/95	J16AR-U11	1.1	-	-	-
LTD DC, DF, DL	5.0L-V8	302ci WINDSOR	MPFI, OHV, 16v	05/92	06/99	T16PR-U15	1.5	ITF16	-	ITF16TT
LTD DF, DL	4.0L-I6	H	MPFI, SOHC, 12v	03/95	06/99	W16EXR-U11	1.1	IW16	W16TT	IW16TT
LTD AU	4.0L-I6	Y Intech	MPFI, SOHC, 12v	03/99	06/00	W20EXR-U11	1.1	IW20	W20TT	IW20TT
LTD AUII	4.0L-I6	Y Intech	MPFI, SOHC, 12v	07/00	12/02	IW16TT	1.0	IW16	-	IW16TT
LTD AU, AUII	5.0L-V8	302ci WINDSOR	MPFI, OHV, 16v	03/99	12/02	IT20TT	1.0	IT20	-	IT20TT
LTD BA	5.4L-V8	BARRA 220 3V	MPFI, SOHC, 24v	07/03	09/05	DEALER SALES	-	-	-	-
LTD BF	5.4L-V8	BARRA 230 3V	MPFI, V-SOHC, 24v	10/05	12/07	DEALER SALES	-	-	-	-
MARVERICK	4.2L-I6	TB42S	CARB, OHV, 12v	02/88	10/91	W16EPR-U	0.8	IW16	W16TT	IW16TT
	4.2L-I6	TB42E	EFI, OHV, 12v	10/91	09/93	W16EPR-U	0.8	IW16	W16TT	IW16TT
METEOR	1.5L-I4	E5	CARB, SOHC, 8v	04/82	09/85	W16EPR-U	0.8	IW16	W16TT	IW16TT
	1.6L-I4	B6	CARB, SOHC, 8v	10/85	09/87	W16EPR-U11	1.1	IW16	W16TT	IW16TT
MONDEO	2.0L-I4	Zetec	MPFI, DOHC, 16v	07/95	02/00	ITV16TT	1.0	ITV16	-	ITV16TT
	2.0L-I4	Zetec	MPFI, DOHC, 16v	02/00	12/00	IT20TT	1.0	IT20	-	IT20TT
	2.0L-I4	2.0L DURATEC	MPFI, DOHC, 16v	01/01	09/07	IT20TT	1.0	IT20	-	IT20TT
	2.0L-I4	2.0L	Direct Inj, DOHC VVT, Turbo, 16v, 149KW	07/11	04/15	DEALER SALES	-	-	-	-

MODEL	ENGINE SIZE	ENGINE CODE	SPECIFICATION	FROM	TO	DENSO PRIMARY	GAP (mm)	IRIDIUM POWER	NICKEL TT	IRIDIUM TT (*INDICATES IRIIDIUM TOUGH)
FORD (CONT)										
MONDEO	2.3L-I4	Duratec	MPFI, V-DOHC, 16v	10/07	ON	ITV16TT	1.0	ITV16	-	ITV16TT
	2.5L-V6	Duratec	MPFI, DOHC, 24v	02/00	12/00	IT16TT	1.0	IT16	-	IT16TT
MONDEO (XRS)	2.5L-I5	Duratec	MPFI, DOHC, 20v	10/07	ON	IKH20TT	1.0	-	-	IKH20TT
MUSTANG	2.8L-I6	170	CARB, OHV, 12v, 74KW	65		MA16PR-U	0.9	-	-	-
	3.3L-I6	200	CARB, OHV, 12v, 88KW	65	68	MA16PR-U	0.9	-	-	-
	3.8L-V6	232	TBI, OHV, 12v	84	86	T16TT	1.0	IT16	T16TT	IT16TT
	3.8L-V6	232	EFI, OHV, 12v	94	04	IT16TT	1.0	IT16	-	IT16TT
	4.0L-V6	245	MPFI, SOHC, 12v	05	10	T20EPR-U15	1.5	IT20	T20TT	IT20TT
	4.3L-V8	260ci WINDSOR	CARB, OHV, 16v, 120KW	65		MA16PR-U	0.9	-	-	-
MUSTANG (Inc. GT)	4.6L-V8	MODULAR 4.6	EFI, SOHC, 16v	95	04	IT16TT	1.0	IT16	-	IT16TT
MUSTANG	4.6L-V8	MODULAR 281ci	MPFI, DOHC, 32v	02/01	03/03	IT20TT	1.0	IT20	-	IT20TT
MUSTANG GT	4.6L-V8	MODULAR 4.6	MPFI, SOHC, 24v	05	10	DEALER SALES	-	-	-	-
MUSTANG	4.7L-V8	289ci WINDSOR	CARB, OHV, 16v	65	68	MA16PR-U	0.9	-	-	-
	4.7L-V8	289 HiPo	4CARB, OHV, 16v, 199KW	65		MA16PR-U	0.9	-	-	-
	4.9L-V8	302ci WINDSOR	Twin CARB, OHV, 16v	70		MA16PR-U	0.9	-	-	-
	4.9L-V8	BOSS 302	4B CARB, OHV, 16v	70		T20P-U	0.9	ITF20	-	ITF20TT
MUSTANG LX & GT	5.0L-V8	302	CARB & EFI, OHV, 16v	84	95	T16PR-U	0.9	ITF16	-	ITF16TT
MUSTANG GT & BOSS 302	5.0L-V8	COYOTE	MPFI, DOHC VCT, 32v	10	14	ITV20TT	1.0	ITV20	-	ITV20TT
MUSTANG SHELBY GT500	5.4L-V8	MODULAR 5.4	MPFI, DOHC, Supercharged, 32v	06	12	IT16TT	1.0	IT16	-	IT16TT
MUSTANG	5.8L-V8	351ci CLEVELAND	CARB, OHV, 16v	70		T20P-U	0.9	ITF20	-	ITF20TT
	5.8L-V8	351ci WINDSOR	CARB, OHV, 16v	70		MA16PR-U	0.9	-	-	-
MUSTANG SHELBY GT500	5.8L-V8	MODULAR 5.8	MPFI, DOHC, Supercharged, 32v, 494KW	13	14	IT20TT	1.0	IT20	-	IT20TT
MUSTANG	6.4L-V8	390	CARB, OHV, 16v, 239KW	67	69	MA16PR-U	0.9	-	-	-
MUSTANG (Inc. MACH1)	7.0L-V8	428	4CARB, OHV, 16v	69	70	MA16PR-U	0.9	-	-	-
MUSTANG GRANDE & MACH 1	7.0L-V8	BOSS 429	4CARB, OHV, 16v	71	71	T16PR-U	0.9	ITF16	-	ITF16TT
PROBE	2.5L-V6	KL	MPFI, DOHC, 24v	07/94	01/98	KJ16CR-L11	1.1	IK16	K16TT	IK16TT
RAIDER	2.6L-I4	G6	MPFI, SOHC, 8v	08/91	07/97	KJ20CR-L11	1.1	IK20	K20TT	IK20TT
RANGER	2.5L-I4	DPAT	MPFI, DOHC, 16v, 122KW	09/11	ON	ITV20TT	1.0	ITV20	-	ITV20TT

MODEL	ENGINE SIZE	ENGINE CODE	SPECIFICATION	FROM	TO	DENSO PRIMARY	GAP (mm)	IRIDIUM POWER	NICKEL TT	IRIDIUM TT (*INDICATES IRIIDIUM TOUGH)
FORD (CONT)										
SPECTRON	1.6L-I4	F6	CARB, SOHC, 8v	01/83	05/84	W16EPR-U	0.8	IW16	W16TT	IW16TT
	1.8L-I4	F8	CARB, SOHC, 8v	05/84	12/86	W16EPR-U	0.8	IW16	W16TT	IW16TT
	2.0L-I4	FE	CARB, SOHC, 8v	03/86	04/90	W16EPR-U	0.8	IW16	W16TT	IW16TT
TAURUS	3.0L-V6	Duratec	MPFI, DOHC, 24v	03/96	09/98	IT16TT	1.0	IT16	-	IT16TT
TELSTAR	2.0L-I4	FE	CARB, SOHC, 8v	05/83	10/89	W16EPR-U	0.8	IW16	W16TT	IW16TT
	2.0L-I4	FS	MPFI, DOHC, 16v	01/92	11/96	K16PR-U11	1.1	IK16	K16TT	IK16TT
	2.2L-I4	F2	EFI, SOHC, 12v, 84KW	10/87	10/89	W16EP-U11	1.1	IW16	W16TT	IW16TT
	2.2L-I4	F2	EFI, SOHC, 12v, 84KW	10/88	12/91	QJ20CR11	1.1	IQ20	Q20TT	IQ20TT
	2.5L-V6	KL	MPFI, DOHC, 24v	01/92	11/96	KJ16CR-L11	1.1	IK16	K16TT	IK16TT
TELSTAR (TX5 TURBO)	2.0L-I4	FET	EFI, SOHC, Turbo, 8v	01/86	09/87	W20EP11	1.1	IW20	W20TT	IW20TT
	2.2L-I4	F2T	MPFI, SOHC, Turbo, 12v	11/87	12/89	QJ20CR11	1.1	IQ20	Q20TT	IQ20TT
	2.2L-I4	F2T	MPFI, SOHC, Turbo, 12v	01/90	12/91	KJ20CR-L11	1.1	IK20	K20TT	IK20TT
TERRITORY	4.0L-I6	BARRA 182	MPFI, V-DOHC, 24v	05/04	09/05	IK16TT	1.0	IK16	-	IK16TT
	4.0L-I6	BARRA 190	MPFI, V-DOHC, 24v	10/05	04/11	IK20TT	1.0	IK20	-	IK20TT
	4.0L-I6	BARRA 245T	MPFI, V-DOHC, Turbo, 24v	07/06	04/11	IK20TT	1.0	-	-	IK20TT
	4.0L-I6	BARRA 195	MPFI, V-DOHC, 24v	05/11	ON	IK20TT	1.0	IK20	-	IK20TT
THUNDERBIRD	3.9L-V8	242	MPFI, DOHC, 32v	02	05	IK16TT	1.0	IK16	-	IK16TT
	5.0L-V8	302	TBI, OHV, 16v	83	85	T16PR-U	0.9	ITF16	-	ITF16TT
TICKFORD TE50 AU1	5.0L-V8	302ci WINDSOR	MPFI, OHV, 16v, 200KW	10/99	11/01	IT16TT	1.0	IT16	-	IT16TT
TICKFORD TE50 AU2	5.0L-V8	302ci WINDSOR	MPFI, OHV, 16v, 220KW	10/00	11/01	IT16TT	1.0	IT16	-	IT16TT
TICKFORD TE50 AU3	5.6L-V8	342ci WINDSOR	MPFI, OHV, 16v, 250KW	12/01	12/02	IT16TT	1.0	IT16	-	IT16TT
TICKFORD TL50 AU1	5.0L-V8	302ci WINDSOR	MPFI, OHV, 16v, 200KW	10/99	10/00	IT16TT	1.0	IT16	-	IT16TT
TICKFORD TL50 AU2	5.0L-V8	302ci WINDSOR	MPFI, OHV, 16v, 220KW	10/00	11/01	IK20TT	1.0	IK20	-	IK20TT
TICKFORD TL50 AU3	5.6L-V8	342ci WINDSOR	MPFI, OHV, 16v, 250KW	12/01	12/02	IT16TT	1.0	IT16	-	IT16TT
TICKFORD TS50 AU1	5.0L-V8	302ci WINDSOR	MPFI, OHV, 16v, 200KW	10/99	10/00	IQ16TT	1.0	IQ16	-	IQ16TT
TICKFORD TS50 AU2	5.0L-V8	302ci WINDSOR	MPFI, OHV, 16v, 220KW	10/00	11/01	IQ16TT	1.0	IQ16	-	IQ16TT
TICKFORD TS50 AU3	5.6L-V8	342ci WINDSOR	MPFI, OHV, 16v, 250KW	12/01	12/02	IQ16TT	1.0	IQ16	-	IQ16TT
TRADER	2.0L-I4	VA	CARB, OHV, 8v	04/79	03/80	W20EP-U	0.8	IW20	W20TT	IW20TT

MODEL	ENGINE SIZE	ENGINE CODE	SPECIFICATION	FROM	TO	DENSO PRIMARY	GAP (mm)	IRIDIUM POWER	NICKEL TT	IRIDIUM TT (*INDICATES IRIIDIUM TOUGH)
FORD (CONT)										
TRANSIT	1.7L-V4	Essex	CARB, OHV, 8v	65	78	W22EP-U	0.8	IW22	W22TT	VW22*
	2.0L-V4	Essex	CARB, OHV, 8v	65	78	W22EP-U	0.8	IW22	W22TT	VW22*
	2.0L-I4	2.0	MPFI, DOHC, 16v	01/96	11/00	IK22	0.8	IK22	-	VK22*
	2.3L-I4	E5FB	MPFI, DOHC, 16v, 103KW	12/00	10/06	IK20TT	1.0	IK20	-	IK20TT
	2.3L-I4	GZFA	MPFI, DOHC, 16v, 104KW	10/06	02/08	IT20TT	1.0	IT20	-	IT20TT
	4.1L-I6	250ci	CARB, OHV, 12v (Xflow Head)	05/73	12/76	MA16PR-U	0.9	-	-	-
	4.1L-I6	250ci	CARB, OHV, 12v (Alloy Head)	01/77	12/81	T16P-U	0.9	ITF16	-	ITF16TT
TRANSIT - Aust Post	2.0L-I4				12/95	MA20P-U	0.9	-	-	-
ZEPHYR MK2	2.6L-I6	206E	CARB, OHV, 12v	56	62	W16EP-U	0.8	IW16	W16TT	IW16TT
ZEPHYR MK3	2.6L-I6	213E	CARB, OHV, 12v	62	66	W16EP-U	0.8	IW16	W16TT	IW16TT
ZEPHYR MK4	3.0L-V6	3.0	CARB, OHV, 12v	66	72	W20EPR-U	0.8	IW20	W20TT	IW20TT
ZEPHYR ZODIAC MkI	2.3L-I6	138ci	CARB, OHV, 12v	01/60	04/62	W16EPR-U	0.8	IW16	W16TT	IW16TT
ZEPHYR ZODIAC MkII, MkIII	2.5L-I6	156ci	CARB, OHV, 12v	01/60	12/66	W16EPR-U	0.8	IW16	W16TT	IW16TT
ZODIAC MK2	2.6L-I6	206E	CARB, OHV, 12v	56	62	W16EP-U	0.8	IW16	W16TT	IW16TT
ZODIAC MK3	2.6L-I6	213E	CARB, OHV, 12v	62	66	W16EP-U	0.8	IW16	W16TT	IW16TT
ZODIAC MK4	3.0L-V6	3.0	CARB, OHV, 12v	66	72	W20EPR-U	0.8	IW20	W20TT	IW20TT
FORD-FPV										
BA F6 TYPHOON	4.0L-I6	BARRA 270T	MPFI, DOHC VCT, Turbo, 24v, 270KW	10/04	09/05	IK20TT	1.0	IK20	-	IK20TT
BA GT, GT-P, PURSUIT, SUPER PURSUIT	5.4L-V8	BOSS 290	MPFI, DOHC, 32v, 302KW	03/03	09/05	IT20TT	1.0	IT20	-	IT20TT
BF COBRA, GT COBRA	5.4L-V8	BOSS 302	MPFI, DOHC, 32v, 302KW	10/07	05/08	IT20TT	1.0	IT20	-	IT20TT
BF F6 TYPHOON	4.0L-I6	BARRA 270T	MPFI, DOHC VCT, Turbo, 24v, 270KW	10/05	05/08	IK20TT	1.0	-	-	IK20TT
BF GT, GT-P, PURSUIT	5.4L-V8	BOSS 290	MPFI, DOHC, 32v, 290KW/302KW	10/05	05/08	IT20TT	1.0	IT20	-	IT20TT
BF TORNAO, FORCE 6	4.0L-I6	BARRA 270T	MPFI, DOHC VCT, Turbo, 24v, 270KW	11/06	05/08	IK20TT	1.0	-	-	IK20TT
FG F6, F6E	4.0L-I6	BARRA 310T	MPFI, DOHC VCT, Turbo, 24v, 310KW	06/08	ON	IK20TT	1.0	IK20	-	IK20TT
FG GS	5.0L-V8	BOSS 315	MPFI, DOHC VVT, Supercharged, 32v, 315KW	10/10	ON	ITV20TT	1.0	ITV20	-	ITV20TT
	5.4L-V8	BOSS 302	MPFI, DOHC, 32v, 302KW	09/09	09/10	IT20TT	1.0	IT20	-	IT20TT
FG GT, GTE, GTP	5.0L-V8	BOSS 335	MPFI, DOHC VVT, Supercharged, 32v, 335KW	10/10	ON	ITV20TT	1.0	ITV20	-	ITV20TT
FG GT, GTE, GTP, PURSUIT, SUPER PURSUIT	5.4L-V8	BOSS 315	MPFI, DOHC, 32v, 315KW	06/08	09/10	IT20TT	1.0	IT20	-	IT20TT

MODEL	ENGINE SIZE	ENGINE CODE	SPECIFICATION	FROM	TO	DENSO PRIMARY	GAP (mm)	IRIDIUM POWER	NICKEL TT	IRIDIUM TT (*INDICATES IRIIDIUM TOUGH)
FORD-FPV (CONT)										
FG PURSUIT	5.4L-V8	BOSS 315	MPFI, DOHC, 32v, 315KW	07/14	ON	IT20TT	1.0	IT20	-	IT20TT
SY F6X	4.0L-I6	BARRA 270T	MPFI, DOHC VCT, Turbo, 24v, 270KW	02/08	03/09	IK20TT	1.0	-	-	IK20TT
FSM										
FSM NIKI 650	0.7L-I2	126A	CARB, OHV, 4v, 18KW	87	93	W22FP-U	0.7	IWF22	-	-
GENERAL MOTORS										
BUICK LESABRE LIMITED	3.8L-V6	231	EFI, OHV, 12v	88	91	T16EPR-U15	1.5	IT16	T16TT	IT16TT
CADILLAC ALLANTE	4.1L-I6	250	MPFI, OHV, 12v	87	88	T20EPR-U15	1.5	IT20	T20TT	IT20TT
CADILLAC BROUGHAM	5.0L-V8	L03	TBI, OHV, 16v, 127KW	91	92	T16PR-U	0.9	ITF16	-	ITF16TT
	5.0L-V8	LV2	CARB, OHV, 16v	87	89	T20PR-U	0.9	ITF20	-	ITF20TT
CADILLAC COMMERCIAL	7.7L-V8	472	CARB, OHV, 16v	72	74	W14EXR-U	0.8	IW16	W16TT	IW16TT
CADILLAC CTS PREMIUM	3.6L-V6	LLT	Direct Inj, DOHC VVT, 24v, 210KW	10	10	ITV20TT	1.0	ITV20	-	ITV20TT
CADILLAC DEVILLE	4.1L-V8	HT4100	TBI, OHV, 16v	82	86	T16EPR-U15	1.5	IT16	T16TT	IT16TT
	4.5L-V8	273	TBI, OHV, 16v	89	89	T16EPR-U15	1.5	IT16	T16TT	IT16TT
	4.9L-V8	L26	SPFI, DOHC, 32v, 149KW	91	95	T20EPR-U15	1.5	IT20	T20TT	IT20TT
	6.0L-V8	368	CARB, OHV, 16v	80	80	W14EXR-U11	1.1	IW16	W16TT	IW16TT
	7.0L-V8	425	CARB, OHV, 16v	77	79	W14EXR-U11	1.1	IW16	W16TT	IW16TT
	7.7L-V8	472	CARB, OHV, 16v	72	74	W14EXR-U	0.8	IW16	W16TT	IW16TT
CADILLAC ELDORADO	4.1L-V8	LT8	TBI, OHV, 16v, 101KW	82	87	T16EPR-U15	1.5	IT16	T16TT	IT16TT
	4.5L-V8	273	TBI, OHV, 16v	88	89	T16EPR-U15	1.5	IT16	T16TT	IT16TT
	4.6L-V8	L37	MPFI, DOHC, 32v, 224KW	94	02	T16EPR-U15	1.5	IT16	T16TT	IT16TT
	4.6L-V8	LD8	MPFI, DOHC, 32v, 224KW	93	02	T16EPR-U15	1.5	IT16	T16TT	IT16TT
	4.9L-V8	L26	SPFI, OHV, 16v, 149KW	91	93	T20EPR-U15	1.5	IT20	T20TT	IT20TT
	5.7L-V8	350	FI/TBI, OHV, 16v	79	79	W16PR-U	0.7	-	-	-
	6.0L-V8	368	FI, OHV, 16v	80	81	W14EXR-U11	1.1	IW16	W16TT	IW16TT
	8.2L-V8	500	OHV, 16v	70	76	W14EXR-U11	1.1	IW16	W16TT	IW16TT
CADILLAC ESCALADE	6.0L-V8	LQ9	MPFI, OHV, 16v, 257KW	02	06	IT20TT	1.0	IT20	-	IT20TT
CADILLAC ESCALADE	6.2L-V8	L92	MPFI, OHV VVT, 16v, 301KW	07	10	IT20TT	1.0	IT20	-	IT20TT
CADILLAC ESCALADE	6.2L-V8	L94	MPFI, OHV, 16v, 301KW	10	ON	IT20TT	1.0	IT20	-	IT20TT

MODEL	ENGINE SIZE	ENGINE CODE	SPECIFICATION	FROM	TO	DENSO PRIMARY	GAP (mm)	IRIDIUM POWER	NICKEL TT	IRIDIUM TT (*INDICATES IRIIDIUM TOUGH)
GENERAL MOTORS (CONT)										
CADILLAC FLEETWOOD	4.1L-V8	LT8	TBI, OHV, 16v, 101KW	82	87	T16EPR-U15	1.5	IT16	T16TT	IT16TT
	5.0L-V8	LV2	CARB, OHV, 16v	86	86	Q16TT	1.0	IQ16	Q16TT	IQ16TT
	5.7L-V8	L05	TBI, OHV, 16v	90	93	T16PR-U	0.9	ITF16	-	ITF16TT
	5.7L-V8	LT1	EFI, OHV, 16v, 190KW	94	97	IT16TT	1.0	IT16	-	IT16TT
	6.0L-V8	368	OHV, 16v	80	84	W14EXR-U11	1.1	IW16	W16TT	IW16TT
	7.0L-V8	425	4CARB, OHV, 16v	77	79	W14EXR-U11	1.1	IW16	W16TT	IW16TT
	7.7L-V8	472	CARB, OHV, 16v	72	74	W14EXR-U	0.8	IW16	W16TT	IW16TT
CADILLAC SEVILLE	4.1L-I6	250	TBI, OHV, 12v	82	86	T20EPR-U15	1.5	IT20	T20TT	IT20TT
	4.5L-V8	273	TBI, OHV, 16v	88	89	T16EPR-U15	1.5	IT16	T16TT	IT16TT
	4.6L-V8	L37	MPFI, DOHC, 32v, 224KW	93	04	T16EPR-U15	1.5	IT16	T16TT	IT16TT
	5.7L-V8	350	MPFI, OHV, 16v	76	79	W16PR-U	0.7	-	-	-
CHEVROLET BEL AIR	3.8L-I6	235	CARB, OHV, 12v	55	57	W14EXR-U	0.8	IW16	W16TT	IW16TT
	4.3L-V8	265	CARB, OHV, 16v	55	57	W14EXR-U	0.8	IW16	W16TT	IW16TT
CHEVROLET C1500	5.7L-V8	L31	TBI, OHV, 16v	88	95	T20PR-U	0.9	ITF20	-	ITF20TT
CHEVROLET C3500	7.4L-V8	454	TBI, OHV, 16v	91	95	T20PR-U	0.9	ITF20	-	ITF20TT
CHEVROLET CAMARO	2.8L-V6	LC1	CARB, OHV, 12v	82	84	T20PR-U	0.9	ITF20	-	ITF20TT
	3.4L-V6	L32	MPFI, OHV, 12v	93	95	T20PR-U	0.9	ITF20	-	ITF20TT
	3.8L-V6	L36	SPFI, OHV, 12v	95	02	T20PR-U	0.9	ITF20	-	ITF20TT
	4.1L-I6	250	CARB, OHV, 12v	74	79	T16PR-U	0.9	ITF16	-	ITF16TT
	5.7L-V8	350	CARB, OHV, 16v, 120KW	67	80	W16EXR-U	0.8	IW16	W16TT	IW16TT
CHEVROLET SILVERADO / GMC SIERRA	5.3L-V8	LM7	OHV, 16v	98	07	IT16TT	1.0	IT16	-	IT16TT
	5.7L-V8	L31	TBI, OHV, 16v	88	95	T20PR-U	0.9	ITF20	-	ITF20TT
	5.7L-V8	L31	EFI, OHV, 16v	96	00	IT16TT	1.0	IT16	-	IT16TT
	7.4L-V8	L19	TBI, OHV, 16v	88	95	T20PR-U	0.9	ITF20	-	ITF20TT
GMC SIERRA DENALI	6.0L-V8	364	MPFI, OHV, 16v	05	07	IT16TT	1.0	IT16	-	IT16TT
GMC YUKON XL 1500	6.0L-V8	LQ4	MPFI, OHV, 16v	00	06	IT16TT	1.0	IT16	-	IT16TT
PONTIAC FIREBIRD TRANS AM	6.6L-V8	400	CARB, OHV, 16v, 137KW	74	79	T16PR-U15	1.5	ITF16	-	ITF16TT
	6.6L-V8	403	CARB, OHV, 16v, 137KW	76	80	W16PR-U	0.7	-	-	-

MODEL	ENGINE SIZE	ENGINE CODE	SPECIFICATION	FROM	TO	DENSO PRIMARY	GAP (mm)	IRIDIUM POWER	NICKEL TT	IRIDIUM TT (*INDICATES IRIIDIUM TOUGH)
GMC (SEE GENERAL MOTORS)										
GREAT WALL										
SA220 CC	2.2L-I4	491QE	MPFI, OHV, 8v, 78KW	06/09	ON	W20EPR-U	0.8	IW20	W20TT	IW20TT
V240 K2	2.4L-I4	4G64S4N	MPFI, SOHC, 8v, 100KW	06/09	ON	K20PR-U11	1.1	IK20	K20TT	IK20TT
X240 CC	2.4L-I4	4G69S4N	MPFI, SOHC, 8v, 100KW	10/09	ON	K20PR-U11	1.1	IK20	K20TT	IK20TT
HOLDEN										
FX, FJ, FE, FC	2.2L-I6	Grey Motor (132ci)	CARB, OHV, 12v	11/48	01/60	W14PR-U	0.7	-	-	-
FB, EK, EJ	2.3L-I6	Grey Motor (138ci)	CARB, OHV, 12v	01/60	07/63	W16PR-U	0.7	-	-	-
EH, HD	2.4L-I6	Red Motor (149ci)	CARB, OHV, 12v	08/63	04/66	W16EP-U	0.8	IW16	W16TT	IW16TT
	2.9L-I6	Red Motor (179ci)	CARB, OHV, 12v	08/63	04/66	W16EP-U	0.8	IW16	W16TT	IW16TT
HR, HK, HT, HG	2.6L-I6	Red Motor (161ci)	CARB, OHV, 12v	04/66	07/71	W16EP-U	0.8	IW16	W16TT	IW16TT
HQ, HJ	2.8L-I6	Red Motor (173ci)	CARB, OHV, 12v	07/71	10/74	T16P-U	0.9	ITF16	-	ITF16TT
HR, HK, HT, HG	3.0L-I6	Red Motor (186ci)	CARB, OHV, 12v	04/66	07/71	W16EP-U	0.8	IW16	W16TT	IW16TT
HQ, HJ, HX, HZ	3.3L-I6	Red Motor (202ci)	CARB, OHV, 12v	07/71	80	T16P-U	0.9	ITF16	-	ITF16TT
HT, HG, HQ, HJ, HX, HZ	4.2L-V8	253ci	CARB, OHV, 16v	05/69	80	T16P-U	0.9	ITF16	-	ITF16TT
HR, HK, HT, HG	5.0L-V8	307ci	CARB, OHV, 16v	01/68	10/74	W16PR-U	0.7	-	-	-
HT, HG, HQ, HJ, HX, HZ	5.0L-V8	308ci	CARB, OHV, 16v	05/69	80	T16P-U	0.9	ITF16	-	ITF16TT
HR, HK, HT, HG	5.4L-V8	327ci	CARB, OHV, 16v	01/68	10/74	W16PR-U	0.7	-	-	-
HR, HK, HT, HG	5.7L-V8	350ci	CARB, OHV, 16v	01/68	10/74	W16PR-U	0.7	-	-	-
ADVENTRA VYII, VZ	5.7L-V8	Gen 3 LS1	MPFI, OHV, 16v	10/03	01/06	IT16TT	1.0	IT16	-	IT16TT
ADVENTRA VZ	3.6L-V6	LY7 (H7)	MPFI, V-DOHC, 24v	03/05	01/09	ITV20TT	1.0	ITV20	-	ITV20TT
APOLLO JK	2.0L-I4	3S-FC	CARB, DOHC, 16v	08/89	07/91	K16R-U11	1.1	IK16	K16TT	IK16TT
APOLLO JL	2.0L-I4	3S-FE	EFI, DOHC, 16v	08/91	02/93	K16R-U11	1.1	IK16	K16TT	IK16TT
APOLLO JM, JP	2.2L-I4	5S-FE	EFI, DOHC, 16v	03/93	05/97	IK20TT	1.0	IK20	-	IK20TT
APOLLO JM, JP	3.0L-V6	3VZ-FE	EFI, DOHC, 24v	03/93	05/97	IK20TT	1.0	IK20	-	IK20TT
ASTRA AH	1.8L-I4	Z18XE	MPFI, DOHC, 16v	11/04	03/07	K16TT	0.8	IK16	K16TT	IK16TT
	1.8L-I4	Z18XER	MPFI, V-DOHC, 16v	04/07	03/10	K16TT	0.8	IK16	K16TT	IK16TT
ASTRA AH SRI	2.0L-I4	Z20LER	MPFI, DOHC, Turbo, 16v	06/06	03/10	IK20TT	1.0	IK20	-	IK20TT
ASTRA AH SRI & Twin Top	2.2L-I4	Z22YH	EFI, DOHC, 16v	12/06	03/08	K20PBR-S10	1.0	IK20	K20TT	IK20TT

MODEL	ENGINE SIZE	ENGINE CODE	SPECIFICATION	FROM	TO	DENSO PRIMARY	GAP (mm)	IRIDIUM POWER	NICKEL TT	IRIDIUM TT (*INDICATES IRIIDIUM TOUGH)
HOLDEN (CONT)										
ASTRA LB	1.5L-14	E15	CARB, SOHC, 8v	08/84	03/86	W16EP-U	0.8	IW16	W16TT	IW16TT
ASTRA LC	1.6L-14	E16	CARB, SOHC, 8v	04/86	07/87	W16EPR-U11	1.1	IW16	W16TT	IW16TT
ASTRA LD	1.6L-14	16LF	SPFI, SOHC, 8v	07/87	07/89	W20EPR-U11	1.1	IW20	W20TT	IW20TT
	1.8L-14	18LE	MPFI, SOHC, 8v	07/87	07/89	W20EPR-U11	1.1	IW20	W20TT	IW20TT
ASTRA TR	1.6L-14	C16SE	MPFI, SOHC, 8v	09/96	09/98	K20TXR	1.0	IK20	K20TT	IK20TT
	1.8L-14	C18SEL	MPFI, DOHC, 16v	09/96	09/98	K20TXR	1.0	IK20	K20TT	IK20TT
	2.0L-14	X20XEV	MPFI, DOHC, 16v	09/96	09/98	K20TXR	1.0	IK20	K20TT	IK20TT
ASTRA TS	1.8L-14	X18XE1	MPFI, DOHC, 16v	09/98	12/00	K20TXR	1.0	IK20	K20TT	IK20TT
	1.8L-14	Z18XE	MPFI, DOHC, 16v	01/01	12/05	K20TXR	1.0	IK20	K20TT	IK20TT
	2.0L-14	Z20LET	MPFI, DOHC, Turbo, 16v	05/03	07/04	K20TXR	1.0	IK20	K20TT	IK20TT
	2.2L-14	Z22SE	MPFI, DOHC, 16v, 108KW	12/01	01/07	ITV20TT	1.0	ITV20	-	ITV20TT
BARINA MB, ML	1.3L-14	G13A	CARB, SOHC, 8v	02/85	01/89	W16EP-U	0.8	IW16	W16TT	IW16TT
BARINA MF, MH	1.3L-14	G13B	CARB, SOHC, 8v	02/89	05/94	W20EP-U	0.8	IW20	W20TT	IW20TT
BARINA MJ SPARK	1.2L-14	B12DI	MPFI, DOHC, 16v, 59KW	10/10	ON	XU22TT	0.8	IXU22	XU22TT	VXU22*
BARINA MJ SPARK CD	1.2L-14	B12D2	MPFI, DOHC, 16v, 63KW	11/12	ON	XU22TT	0.8	IXU22	XU22TT	VXU22*
BARINA SB	1.2L-14	C12NZ	to engine numbers 19341712 & 02BD0921	04/94	07/97	W16EPR-U	0.8	IW16	W16TT	IW16TT
	1.2L-14	C12NZ	from engine numbers 19341713 & 02BD0922	04/94	07/97	K20TXR	1.0	IK20	K20TT	IK20TT
	1.4L-14	C14NZ	to engine numbers 19241622 & 02BF1475	04/94	07/97	W20EPR-U	0.8	IW20	W20TT	IW20TT
	1.4L-14	C14NZ	from engine numbers 19241623 & 02BF1476	04/94	07/97	K20TXR	1.0	IK20	K20TT	IK20TT
	1.4L-14	C14SE	MPFI, SOHC, 8v	08/97	02/01	K20TXR	1.0	IK20	K20TT	IK20TT
	1.6L-14	C16XE/X16XE	EFI, DOHC, 16v	04/94	09/98	K20TXR	1.0	IK20	K20TT	IK20TT
BARINA TK	1.6L-14	F16D	MPFI, DOHC, 16v	12/05	10/12	K20PR-U11	1.1	IK20	K20TT	IK20TT
BARINA TM	1.6L-14	F16D4	MPFI, DOHC VVT, 16v, 85KW	11/11	ON	KJ20CR-L11	1.1	IK20L	K20TT	IK20TT
BARINA TM RS	1.4L-14	A14NET	MPFI, DOHC VVT, I/C Turbo, 16v, 103KW	11/13	05/14	IK22	0.8	IK22	-	VK22*
BARINA XC	1.4L-14	Z14XE	MPFI, DOHC, 16v, 66KW	02/01	12/05	K20TXR	1.0	IK20	K20TT	IK20TT
	1.4L-14	Z14XEP	MPFI, DOHC, 16v, 66KW	12/04	12/05	KJ16CR-L11	1.1	IK16	K16TT	IK16TT
	1.8L-14	Z18XE	MPFI, DOHC, 16v, 92KW	09/01	12/05	K20TXR	1.0	IK20	K20TT	IK20TT
CALAIS VK	5.0L-V8	304 (L31)	CARB, OHV, 16v, 117KW	06/85	03/86	T16PR-U15	1.5	ITF16	-	ITF16TT

MODEL	ENGINE SIZE	ENGINE CODE	SPECIFICATION	FROM	TO	DENSO PRIMARY	GAP (mm)	IRIDIUM POWER	NICKEL TT	IRIDIUM TT (*INDICATES IRIIDIUM TOUGH)
HOLDEN (CONT)										
CALAIS VL	5.0L-V8	304 (LV2)	CARB, OHV, 16v, 122KW	10/86	08/88	T16PR-U15	1.5	ITF16	-	ITF16TT
CALIBRA YE	2.0L-I4	C20LET	MPFI, DOHC, Turbo, 16v, 150KW	06/94	07/98	KJ20CR-L11	1.1	IK20	K20TT	IK20TT
	2.0L-I4	C20NE	EFI, SOHC, 8v	10/91	07/09	W16EPR-U	0.8	IW16	W16TT	IW16TT
	2.0L-I4	C20XE	EFI, DOHC, 16v	10/91	07/09	K20PR-U	0.8	IK20	K20TT	IK20TT
	2.0L-I4	X20XE	EFI, DOHC, 16v (Ecotech)	08/95	07/98	K20TXR	1.0	IK20	K20TT	IK20TT
	2.5L-V6	C25XE	EFI, DOHC, 24v (Ecotech)	08/95	07/98	K20TXR	1.0	IK20	K20TT	IK20TT
	2.5L-V6	C25XE	EFI, DOHC, 24v (Ecotech)	08/95	07/98	K20TXR	1.0	IK20	K20TT	IK20TT
CAMIRA JB, JD	1.6L-I4	16JH	CARB, SOHC, 8v	08/82	04/87	W20EP-U	0.8	IW20	W20TT	IW20TT
	1.8L-I4	18JC	EFI, SOHC, 8v	08/82	04/87	W20EP-U	0.8	IW20	W20TT	IW20TT
CAMIRA JE	2.0L-I4	20JD	EFI, SOHC, 8v	04/87	89	W20EPR-U11	1.1	IW20	W20TT	IW20TT
CAPRICE VQ, VQII	5.0L-V8	HEC5000i	MPFI, OHV, 16v	03/90	02/94	T20EPR-U	0.8	IT20	T20TT	IT20TT
CAPRICE VR, VRII	3.8L-V6	L27	MPFI, OHV, 12v	03/94	04/95	T20EPR-U15	1.5	IT20	T20TT	IT20TT
	5.0L-V8	HEC5000i	MPFI, OHV, 16v	03/94	04/95	T20EPR-U	0.8	IT20	T20TT	IT20TT
CAPRICE VS, VSII	3.8L-V6	L36	MPFI, OHV, 12v	04/95	06/99	T20EPR-U15	1.5	IT20	T20TT	IT20TT
	3.8L-V6	L67	MPFI, OHV, SuperCharged, 12v	10/96	06/99	T20EPR-U15	1.5	IT20	T20TT	IT20TT
	5.0L-V8	HEC5000i	MPFI, OHV, 16v	04/95	06/99	T20EPR-U	0.8	IT20	T20TT	IT20TT
CAPRICE WH, WHII	3.8L-V6	L36	MPFI, OHV, 12v	06/99	04/03	T20EPR-U15	1.5	IT20	T20TT	IT20TT
	3.8L-V6	L67	MPFI, OHV, SuperCharged, 12v	06/99	08/01	T20EPR-U15	1.5	IT20	T20TT	IT20TT
	5.7L-V8	Gen 3 LS1	MPFI, OHV, 16v	06/99	04/03	IT16TT	1.0	IT16	-	IT16TT
CAPRICE WK	3.8L-V6	L36	MPFI, OHV, 12v	05/03	07/04	T20EPR-U15	1.5	IT20	T20TT	IT20TT
	5.7L-V8	Gen 3 LS1	MPFI, OHV, 16v	05/03	07/04	IT16TT	1.0	IT16	-	IT16TT
CAPRICE WL	3.6L-V6	LY7 (H7)	MPFI, V-DOHC, 24v	08/04	07/06	ITV20TT	1.0	ITV20	-	ITV20TT
	5.7L-V8	Gen 3 LS1	MPFI, OHV, 16v	08/04	07/06	IT16TT	1.0	IT16	-	IT16TT
CAPRICE WM	3.6L-V6	LWR	MPFI, DOHC, 24v, 180KW	02/12	04/13	ITV20TT	1.0	ITV20	-	ITV20TT
CAPRICE WM, WMII	3.6L-V6	LY7 (H7)	MPFI, V-DOHC, 24v	08/06	ON	ITV20TT	1.0	ITV20	-	ITV20TT
	6.0L-V8	Gen 4 - L76/L98	MPFI, OHV, 16v	08/06	ON	IT16TT	1.0	IT16	-	IT16TT
CAPRICE WN	3.6L-V6	LWR	MPFI, DOHC, 24v, 180KW	05/13	ON	ITV20TT	1.0	ITV20	-	ITV20TT
CAPTIVA CG	2.4L-I4	Z24SED	MPFI, DOHC, 16v	12/09	01/11	K20TXR	1.0	IK20	K20TT	IK20TT
	3.2L-V6	LU1 (HM)	MPFI, DOHC, 24v	10/06	01/11	ITV20TT	1.0	ITV20	-	ITV20TT

MODEL	ENGINE SIZE	ENGINE CODE	SPECIFICATION	FROM	TO	DENSO PRIMARY	GAP (mm)	IRIDIUM POWER	NICKEL TT	IRIDIUM TT (*INDICATES IRIIDIUM TOUGH)
HOLDEN (CONT)										
CAPTIVA CGII	2.4L-I4	LE5	MPFI, V-DOHC, 16v	02/11	ON	ITV16TT	1.0	ITV16	-	ITV16TT
	3.0L-V6	LF1	MPFI, DOHC VVT, 24v, 190KW	02/11	ON	ITV20TT	1.0	ITV20	-	ITV20TT
CAPTIVA 5 CG	2.4L-I4	LE9	MPFI, DOHC VVT, 16v, 123KW	06/12	ON	ITV16TT	1.0	ITV16	-	ITV16TT
CAPTIVA 7 CG	2.4L-I4	LE9	MPFI, DOHC VVT, 16v, 123KW	06/12	ON	ITV16TT	1.0	ITV16	-	ITV16TT
COLORADO RC	2.4L-I4	Y24SE	MPFI, SOHC, 8v	07/08	11/09	W20EPR-U11	1.1	IW20	W20TT	IW20TT
	3.6L-V6	HFV6 Euro3	MPFI, V-DOHC, 24v	07/08	ON	ITV20TT	1.0	ITV20	-	ITV20TT
COMBO SB	1.4L-I4	C14NZ/C14SE	MPFI, SOHC, 8v	03/96	09/02	K20TXR	1.0	IK20	K20TT	IK20TT
COMBO XC	1.4L-I4	Z14XEP	MPFI, DOHC, 16v, 66KW	05/05	ON	KJ16CR-L11	1.1	IK16	K16TT	IK16TT
	1.6L-I4	Z16SE	MPFI, SOHC, 8v	09/02	ON	K20TXR	1.0	IK20	K20TT	IK20TT
COMMODORE VB	2.9L-I6	173ci Red Motor	CARB, OHV, 12v	11/78	05/80	T16P-U	0.9	ITF16	-	ITF16TT
	3.3L-I6	202ci Red Motor	CARB, OHV, 12v	11/78	05/80	T16P-U	0.9	ITF16	-	ITF16TT
	4.2L-V8	253ci Red Motor	CARB, OHV, 16v	11/78	05/80	T16P-U	0.9	ITF16	-	ITF16TT
	5.0L-V8	308ci Red Motor	CARB, OHV, 16v	11/78	05/80	T16PR-U15	1.5	ITF16	-	ITF16TT
COMMODORE VC, VH	1.9L-I4	Starfire	CARB, OHV, 8v	06/80	11/83	T20EP-U	0.8	IT20	T20TT	IT20TT
	2.9L-I6	173ci Blue Motor	CARB, OHV, 12v	03/80	02/84	T20EP-U15	1.5	IT20	T20TT	IT20TT
	3.3L-I6	202ci Blue Motor	CARB, OHV, 12v	03/80	03/84	T20EP-U15	1.5	IT20	T20TT	IT20TT
	4.2L-V8	253ci Blue Motor	CARB, OHV, 16v	03/80	03/84	T16PR-U15	1.5	ITF16	-	ITF16TT
	5.0L-V8	308ci Blue Motor	CARB, OHV, 16v	03/80	07/84	T16PR-U15	1.5	ITF16	-	ITF16TT
COMMODORE VK	3.3L-I6	202ci Black Motor	OHV, 12v	03/84	03/86	T20EP-U15	1.5	IT20	T20TT	IT20TT
	5.0L-V8	304 (L31)	CARB, OHV, 16v, 117KW	06/85	03/86	T16PR-U15	1.5	ITF16	-	ITF16TT
	5.0L-V8	308ci Black Motor	CARB, OHV, 16v	03/84	03/86	T16PR-U15	1.5	ITF16	-	ITF16TT
COMMODORE VL	3.0L-I6	RB30/RB30T	EFI, OHV, 12v (STD & Turbo)	03/86	08/88	Q20PR-U11	1.1	IQ20	Q20TT	IQ20TT
	5.0L-V8	304 (LV2)	CARB, OHV, 16v, 122KW	10/86	08/88	T16PR-U15	1.5	ITF16	-	ITF16TT
	5.0L-V8	HEC5000i	EFI, OHV, 16v (Walkinshaw)	87	89	T20EPR-U	0.8	IT20	T20TT	IT20TT
COMMODORE VN	3.8L-V6	LN3	MPFI, OHV, 12v	08/88	09/91	T16EPR-U15	1.5	IT16	T16TT	IT16TT
	5.0L-V8	HEC5000i	MPFI, OHV, 16v	03/89	09/91	T20EPR-U	0.8	IT20	T20TT	IT20TT
COMMODORE VG Utility	3.8L-V6	LN3	MPFI, OHV, 12v	08/90	12/91	T20EPR-U15	1.5	IT20	T20TT	IT20TT
	5.0L-V8	HEC5000i	MPFI, OHV, 16v	08/90	12/91	T20EPR-U	0.8	IT20	T20TT	IT20TT

MODEL	ENGINE SIZE	ENGINE CODE	SPECIFICATION	FROM	TO	DENSO PRIMARY	GAP (mm)	IRIDIUM POWER	NICKEL TT	IRIDIUM TT (*INDICATES IRIIDIUM TOUGH)
HOLDEN (CONT)										
COMMODORE VP, VR, VS, VT (Inc. Utility)	3.8L-V6	L27/L36	MPFI, OHV, 12v	10/91	12/00	T20EPR-U15	1.5	IT20	T20TT	IT20TT
	5.0L-V8	HEC5000i	MPFI, OHV, 16v	10/91	12/00	T20EPR-U	0.8	IT20	T20TT	IT20TT
COMMODORE VS, VT, VX, VXII, VY, VYII	3.8L-V6	L67	MPFI, OHV, SuperCharged, 12v	09/96	07/04	T20EPR-U15	1.5	IT20	T20TT	IT20TT
COMMODORE VT, VU, VUII, VX, VXII, VY, VYII (Inc. Utility & Crewman)	5.7L-V8	Gen 3 LS1	MPFI, OHV, 16v	06/99	07/04	IT16TT	1.0	IT16	-	IT16TT
COMMODORE VZ (Inc. LPG, Utility & Crewman)	3.6L-V6	HFV6/10HBAH	MPFI, V-DOHC, 24v	08/04	08/07	ITV20TT	1.0	ITV20	-	ITV20TT
COMMODORE VZ (Inc. LPG, Utility & Crewman)	5.7L-V8	Gen 3 LS1	MPFI, OHV, 16v	08/04	07/06	IT16TT	1.0	IT16	-	IT16TT
	6.0L-V8	Gen 4 L76	MPFI, OHV, 16v	02/06	08/07	IT16TT	1.0	IT16	-	IT16TT
COMMODORE VE (Inc. Utility)	3.0L-V6	LF1	Direct Inj, DOHC VVT, 24v, 190KW	09/09	08/10	ITV20TT	1.0	ITV20	-	ITV20TT
	3.6L-V6	LE0 (HB)	MPFI, DOHC VVT, 24v, 175KW	06	13	ITV20TT	1.0	ITV20	-	ITV20TT
	3.6L-V6	LLT	Direct Inj, DOHC VVT, 24v, 210KW	09/09	08/10	ITV20TT	1.0	ITV16	-	ITV16TT
	3.6L-V6	LY7 (H7)	MPFI, V-DOHC, 24v	09/06	08/09	ITV20TT	1.0	ITV20	-	ITV20TT
	6.0L-V8	Gen 4 - L76/L98	MPFI, OHV, 16v	08/06	08/10	IT16TT	1.0	IT16	-	IT16TT
COMMODORE VE LPG	3.6L-V6	LW2 (HN)	MPFI, DOHC VVT, 24v, 175KW	08/06	08/11	ITV20TT	1.0	ITV20	-	ITV20TT
COMMODORE VE LPG	3.6L-V6	LWR	MPFI, DOHC VVT, 24v, 180KW	02/12	04/13	ITV20TT	1.0	ITV20	-	ITV20TT
COMMODORE VE LPG (Inc. Utility)	3.6L-V6	LY7	MPFI, DOHC VVT, 24v, 195KW	08/06	08/11	ITV20TT	1.0	ITV20	-	ITV20TT
COMMODORE VEII & VF (Inc. Utility)	3.0L-V6	LFW	Direct Inj, DOHC VVT, 24v, 190KW	09/10	ON	ITV20TT	1.0	ITV20	-	ITV20TT
	3.6L-V6	LLT/LFX	Direct Inj, DOHC VVT, 24v, 210KW	09/10	ON	ITV20TT	1.0	ITV16	-	ITV16TT
	6.0L-V8	Gen 4 L77	MPFI, OHV, 16v	09/10	ON	IT16TT	1.0	IT16	-	IT16TT
COMMODORE VF LPG	3.6L-V6	LWR	MPFI, DOHC VVT, 24v, 185KW	05/13	08/14	ITV20TT	1.0	ITV20	-	ITV20TT
CRUZE JG, JH	1.8L-I4	F18D4	MPFI, DOHC, 16v	06/09	ON	KJ20CR-L11	1.1	IK20	K20TT	IK20TT
CRUZE JH	1.4L-I4	A14NET	MPFI, DOHC VVT, Turbo, 16v, 103KW	11	01/15	IK22	0.8	IK22	-	VK22*
	1.6L-I4	A16LET	MPFI, DOHC, Turbo, 16v, 132KW	03/13	ON	KJ20CR-L11	1.1	IK20L	K20TT	IK20TT
CRUZE YG	1.5L-I4	M15A	MPFI, DOHC, 16v	06/02	06/06	K16PR-U11	1.1	IK16	K16TT	IK16TT
DROVER	1.3L-I4	G13A	CARB, SOHC, 8v	03/85	12/87	W16EX-U	0.8	IW16	W16TT	IW16TT
EPICA EP	2.0L-I6	X20D1	MPFI, DOHC, 24v	03/07	11	IK20TT	1.0	IK20	-	IK20TT
	2.5L-I6	X25D1	MPFI, V-DOHC, 24v	03/07	11	IK20TT	1.0	IK20	-	IK20TT
FRONTERA	2.0L-I4	X20SE	MPFI, SOHC, 8v, 85KW	10/95	03/99	K20TXR	1.0	IK20	K20TT	IK20TT
	2.2L-I4	X22SE	MPFI, DOHC, 16v	02/99	07/02	IK16TT	1.0	IK16	-	IK16TT

MODEL	ENGINE SIZE	ENGINE CODE	SPECIFICATION	FROM	TO	DENSO PRIMARY	GAP (mm)	IRIDIUM POWER	NICKEL TT	IRIDIUM TT (*INDICATES IRIIDIUM TOUGH)
HOLDEN (CONT)										
FRONTERA	3.2L-V6	6VD1	MPFI, DOHC, 24v	03/99	06/04	IK16TT	1.0	IK16	-	IK16TT
GEMINI TC, TD, TE, TF, TG, TX	1.6L-I4	G161Z	CARB, SOHC, 8v	03/75	05/85	W20EP-U	0.8	IW20	W20TT	IW20TT
GEMINI RB	1.5L-I4	4XC1	CARB, SOHC, 8v	05/85	05/86	W16EPR-U	0.8	IW16	W16TT	IW16TT
	1.5L-I4	4XC1	CARB, SOHC, 8v (Unleaded)	05/86	06/87	W16EPR-U11	1.1	IW16	W16TT	IW16TT
JACKAROO	1.9L-I4	G200Z	CARB, SOHC, 8v, 65KW	11/81	87	W20EP-U	0.8	IW20	W20TT	IW20TT
	2.0L-I4	4ZC1	CARB, SOHC, 8v		90	W20EP-U	0.8	IW20	W20TT	IW20TT
	2.3L-I4	4ZD1	CARB, SOHC, 8v	08/85	06/88	W20EP-U	0.8	IW20	W20TT	IW20TT
	2.6L-I4	4ZE1	MPFI, SOHC, 8v	07/88	12/92	W20EPR-U11	1.1	IW20	W20TT	IW20TT
	3.2L-V6	6VD1	MPFI, SOHC, 24v	04/92	02/98	K20PR-U11	1.1	IK20	K20TT	IK20TT
	3.5L-V6	6VE1	MPFI, DOHC, 24v	02/98	01/04	IK16TT	1.0	IK16	-	IK16TT
MALIBU CD, CDX EM	2.4L-I4	LE9	MPFI, DOHC VVT, 16v, 123KW	06/13	ON	ITV16TT	1.0	ITV16	-	ITV16TT
MONARO V2 CV6	3.8L-V6	L67	MPFI, OHV, SuperCharged, 12v	12/01	08/03	T20EPR-U15	1.5	IT20	T20TT	IT20TT
MONARO V2 CV8, VZ CV8	5.7L-V8	Gen 3 LS1	MPFI, OHV, 16v	12/01	07/06	IT16TT	1.0	IT16	-	IT16TT
MONTEREY U8	3.5L-V6	6VE1	MPFI, DOHC, 24v	01	03	IK16TT	1.0	IK16	-	IK16TT
NOVA LE, LF	1.4L-I4	6A-FC	CARB, DOHC, 16v	08/89	10/92	QJ16AR-U	0.8	-	-	-
NOVA LE	1.6L-I4	4A-FC	CARB, DOHC, 16v	08/89	08/91	QJ16AR-U	0.8	-	-	-
NOVA LF	1.6L-I4	4A-FE	MPFI, DOHC, 16v	09/91	10/92	QJ16AR-U	0.8	-	-	-
	1.6L-I4	4A-FE	MPFI, DOHC, 16v	11/92	10/94	K16PR-U	0.8	IK16	K16TT	IK16TT
NOVA LG	1.6L-I4	4A-FE	MPFI, DOHC, 16v	10/94	04/97	K16R-U	0.8	IK16	K16TT	IK16TT
NOVA LF, LG	1.8L-I4	7A-FE	MPFI, DOHC, 16v	10/92	04/97	K16R-U	0.8	IK16	K16TT	IK16TT
ONE-TONNER WB	3.3L-I6	Red Motor (202ci)	CARB, OHV, 12v	04/80	12/85	T20EP-U15	1.5	IT20	T20TT	IT20TT
	4.2L-V8	253ci	CARB, OHV, 16v	04/80	12/85	T16PR-U15	1.5	ITF16	-	ITF16TT
	5.0L-V8	308ci	CARB, OHV, 16v	01/84	12/85	T16PR-U15	1.5	ITF16	-	ITF16TT
ONE-TONNER VY/VZ	3.8L-V6	L36	MPFI, OHV, 12v	05/03	08/04	T20EPR-U15	1.5	IT20	T20TT	IT20TT
	5.7L-V8	Gen 3 LS1	MPFI, OHV, 16v	05/03	08/04	IT16TT	1.0	IT16	-	IT16TT
PIAZZA	2.0L-I4	4ZC1-T	MPFI, SOHC, Turbo, 8v, 110KW	04/86	11/87	W20EPR-U11	1.1	IW20	W20TT	IW20TT
RODEO KB	1.6L-I4	G161Z	CARB, OHV, 8v	01/78	06/85	W20EP-U	0.8	IW20	W20TT	IW20TT
	1.8L-I4	G180Z	CARB, SOHC, 8v	82	84	W20EP-U	0.8	IW20	W20TT	IW20TT

MODEL	ENGINE SIZE	ENGINE CODE	SPECIFICATION	FROM	TO	DENSO PRIMARY	GAP (mm)	IRIDIUM POWER	NICKEL TT	IRIDIUM TT (*INDICATES IRIIDIUM TOUGH)
HOLDEN (CONT)										
RODEO KB	1.9L-I4	G200Z	CARB, SOHC, 8v	01/83	03/87	W20EP-U	0.8	IW20	W20TT	IW20TT
	2.3L-I4	4ZD1	CARB, SOHC, 8v	07/85	12/88	W20EP-U	0.8	IW20	W20TT	IW20TT
RODEO TF	2.2L-I4	C22NE	EFI, SOHC, 8v, 87KW	06/98	02/03	W20EPR-U11	1.1	IW20	W20TT	IW20TT
	2.3L-I4	4ZD1	CARB, SOHC, 8v	03/91	08/93	W20EPR-U11	1.1	IW20	W20TT	IW20TT
	2.6L-I4	4ZE1	EFI, SOHC, 8v, 88KW	01/88	05/98	W20EPR-U11	1.1	IW20	W20TT	IW20TT
	3.2L-V6	6VD1	MPFI, DOHC, 24v	02/98	02/03	IK16TT	1.0	IK16	-	IK16TT
RODEO RA	2.4L-I4	C24SE	MPFI, SOHC, 8v, 94KW	03/03	06/08	W20EPR-U11	1.1	IW20	W20TT	IW20TT
	2.4L-I4	Y24SE	MPFI, SOHC, 8v, 94KW	12/05	06/08	W20EPR-U11	1.1	IW20	W20TT	IW20TT
	3.5L-V6	6VE1	MPFI, DOHC, 24v	03/03	11/05	IK16TT	1.0	IK16	-	IK16TT
	3.6L-V6	LY7	MPFI, V-DOHC, 24v	12/05	10/08	ITV20TT	1.0	ITV20	-	ITV20TT
SCURRY	1.0L-I4	F10A	CARB, SOHC, 8v	07/85	12/87	W20EP-U	0.8	IW20	W20TT	IW20TT
SHUTTLE	1.8L-I4	4ZB1	CARB, SOHC, 8v	03/82	03/87	W20EP-U	0.8	IW20	W20TT	IW20TT
	2.0L-I4	4ZC1	CARB, SOHC, 8v	09/83	12/91	W20EP-U	0.8	IW20	W20TT	IW20TT
STATESMAN HQ, HJ, HX, HZ	3.3L-I6	Red Motor (202ci)	CARB, OHV, 12v	01/71	10/74	T16P-U	0.9	ITF16	-	ITF16TT
	4.2L-V8	253ci	CARB, OHV, 16v	01/71	12/74	T16P-U	0.9	ITF16	-	ITF16TT
	5.0L-V8	308ci	CARB, OHV, 16v	07/71	05/80	T16P-U	0.9	ITF16	-	ITF16TT
	5.7L-V8	350ci	CARB, OHV, 16v	01/71	12/74	W16PR-U	0.7	-	-	-
STATESMAN WB	3.3L-I6	Red Motor (202ci)	CARB, OHV, 12v	80	07/85	T20EP-U15	1.5	IT20	T20TT	IT20TT
	5.0L-V8	308ci	CARB, OHV, 16v	05/80	07/85	T16PR-U15	1.5	ITF16	-	ITF16TT
STATESMAN VQ	3.8L-V6	LN3	MPFI, OHV, 12v		10/91	T16EPR-U15	1.5	IT16	T16TT	IT16TT
STATESMAN VQ, VR, VS	5.0L-V8	HEC5000i	MPFI, OHV, 16v	03/90	06/99	T20EPR-U	0.8	IT20	T20TT	IT20TT
STATESMAN VQII, VR, VS, WH, WK	3.8L-V6	L36	MPFI, OHV, 12v	10/91	06/99	T20EPR-U15	1.5	IT20	T20TT	IT20TT
STATESMAN VR, VS	5.7L-V8	304 Stroker	EFI, OHV, 16v	94	96	T20EPR-U	0.8	IT20	T20TT	IT20TT
STATESMAN VS, WH, WK	3.8L-V6	L67	MPFI, OHV, SuperCharged, 12v	10/96	07/04	T20EPR-U15	1.5	IT20	T20TT	IT20TT
STATESMAN WH, WK, WL	5.7L-V8	Gen 3 LS1	MPFI, OHV, 16v	06/99	07/06	IT16TT	1.0	IT16	-	IT16TT
STATESMAN WL, WM	3.6L-V6	LY7 (H7)	MPFI, DOHC, 24v	09/04	08/09	ITV20TT	1.0	ITV20	-	ITV20TT
	6.0L-V8	Gen 4 - L76/L98	MPFI, OHV, 16v	02/06	08/10	IT16TT	1.0	IT16	-	IT16TT
STATESMAN WM	3.6L-V6	LLT	Direct Inj, DOHC VVT, 24v, 210KW	09/09	08/10	ITV20TT	1.0	ITV16	-	ITV16TT

MODEL	ENGINE SIZE	ENGINE CODE	SPECIFICATION	FROM	TO	DENSO PRIMARY	GAP (mm)	IRIDIUM POWER	NICKEL TT	IRIDIUM TT (*INDICATES IRIIDIUM TOUGH)
HOLDEN (CONT)										
SUNBIRD LX, UC	1.9L-14	Opel eng	CARB, OHV, 8v	08/77	08/78	W20FP-U	0.7	IWF20	WF20TT	-
	1.9L-14	Starfire eng	CARB, OHV, 8v	09/78	12/80	T20EP-U	0.8	IT20	T20TT	IT20TT
SURBUBAN	5.7L-V8	Vortec L31	MPFI, OHV, 16v	02/98	01/01	IT20TT	1.0	IT20	-	IT20TT
TIGRA XC	1.8L-14	Z18XE	MPFI, DOHC, 16v	10/05	09/07	K20TXR	1.0	IK20	K20TT	IK20TT
TORANA HB, LC, LJ	1.2L-14		CARB, OHV, 8v	05/67	12/73	W20EP-U	0.8	IW20	W20TT	IW20TT
TORANA LC, LJ	1.6L-14		CARB, SOHC, 8v	01/71	01/72	T20P-U	0.9	ITF20	-	ITF20TT
TORANA LC	2.3L-16	2250	CARB, OHV, 12v (Tapered Seat)	01/71	01/72	T16P-U	0.9	ITF16	-	ITF16TT
	2.3L-16	2250	CARB, OHV, 12v (Gasket Seat)	01/71	01/72	W16EP-U	0.8	IW16	W16TT	IW16TT
	2.6L-16	2600	CARB, OHV, 12v (Tapered Seat)	11/69	12/70	T16P-U	0.9	ITF16	-	ITF16TT
	2.6L-16	2600	CARB, OHV, 12v (Gasket Seat)	11/69	12/70	W16EP-U	0.8	IW16	W16TT	IW16TT
	2.8L-16	2850	CARB, OHV, 12v (Tapered Seat)	01/71	02/72	T16P-U	0.9	ITF16	-	ITF16TT
	2.8L-16	2850	CARB, OHV, 12v (Gasket Seat)	01/71	02/72	W16EP-U	0.8	IW16	W16TT	IW16TT
TORANA LC, LJ XU1	3.0L-16	Red motor (186ci)	CARB, OHV, 12v	06/70	03/74	W20EP-U	0.8	IW20	W20TT	IW20TT
TORANA LJ, TA	1.3L-14		CARB, OHV, 8v	02/72	12/75	W20EP-U	0.8	IW20	W20TT	IW20TT
TORANA LJ, TA	1.8L-14		CARB, OHV, 8v	02/72	12/75	T20P-U	0.9	ITF20	-	ITF20TT
TORANA LJ, LH, LX, UC	2.8L-16	2850	CARB, OHV, 12v	02/72	12/79	T16P-U	0.9	ITF16	-	ITF16TT
TORANA LJ, LH, LX, UC	3.3L-16	Red motor (202ci)	CARB, OHV, 12v	02/72	12/79	T16P-U	0.9	ITF16	-	ITF16TT
TORANA LH, LX	1.9L-14	Opel eng	CARB, OHV, 8v	03/74	12/76	W20FP-U	0.7	IWF20	WF20TT	-
TORANA LH, LX	4.2L-V8	253ci	CARB, OHV, 16v	03/74	03/78	T16P-U	0.9	ITF16	-	ITF16TT
TORANA LH, LX SLR5000	5.0L-V8	308ci	CARB, OHV, 16v	03/74	03/78	T20P-U	0.9	ITF20	-	ITF20TT
TRAX LS, LTZ TJ	1.8L-14	F18D4	MPFI, DOHC VVT, 16v, 103KW	08/13	ON	KJ20CR-L11	1.1	IK20L	K20TT	IK20TT
TRAX LTZ TJ	1.4L-14	A14NET	MPFI, DOHC VVT, Turbo, 16v, 103KW	08/14	ON	IK22	0.8	IK22	-	VK22*
VECTRA JR, JS, JSII	2.0L-14	C20SEL	MPFI, DOHC, 16v	06/97	11/00	K20TXR	1.0	IK20	K20TT	IK20TT
	2.5L-V6	X25XE	MPFI, DOHC, 24v	08/98	11/00	K20TXR	1.0	IK20	K20TT	IK20TT
VECTRA JS, JSII	2.2L-14	C22SEL	MPFI, DOHC, 16v	08/98	12/02	K20TXR	1.0	IK20	K20TT	IK20TT
VECTRA JSII	2.6L-V6	Y26SE	MPFI, DOHC, 24v	11/00	12/02	K20TXR	1.0	IK20	K20TT	IK20TT
VECTRA ZC	2.2L-14	Z22SE	MPFI, DOHC, 16v, 108KW	03/03	12/06	ITV20TT	1.0	ITV20	-	ITV20TT
	3.2L-V6	Z32SE	MPFI, DOHC, 24v	03/03	12/06	K20TXR	1.0	IK20	K20TT	IK20TT

MODEL	ENGINE SIZE	ENGINE CODE	SPECIFICATION	FROM	TO	DENSO PRIMARY	GAP (mm)	IRIDIUM POWER	NICKEL TT	IRIDIUM TT (*INDICATES IRIIDIUM TOUGH)
HOLDEN (CONT)										
VIVA JF	1.8L-I4	F18D3	MPFI, DOHC, 16v	09/05	05/09	K20PBR-S10	1.0	IK20	K20TT	IK20TT
ZAFIRA TT	2.2L-I4	Z22SE	MPFI, DOHC, 16v, 108KW	06/01	05/06	ITV20TT	1.0	ITV20	-	ITV20TT
HOLDEN-HSV										
AVALANCHE VYII	5.7L-V8	Gen 3 LS1	MPFI, OHV, 16v, 270KW	12/03	04/06	IT16TT	1.0	IT16	-	IT16TT
CAPRICE VRII, VS, VSII	5.7L-V8	Harrop Stroker	MPFI, OHV, 16v, 215KW	09/94	06/99	T20EPR-U	0.8	IT20	T20TT	IT20TT
CLUBSPORT GXP E2 SERIES	6.2L-V8	Gen 4 LS3	MPFI, OHV, 16v, 317KW	02/10	08/11	IT16TT	1.0	IT16	-	IT16TT
CLUBSPORT R8 E, E2 & E3 SERIES	6.2L-V8	Gen 4 LS3	MPFI, OHV, 16v, 317KW	04/08	ON	IT16TT	1.0	IT16	-	IT16TT
CLUBSPORT R8 VTII, VX, VXII, VY	5.7L-V8	Gen 3 LS1	MPFI, OHV, 16v, 250 - 260KW	07/99	08/03	IT16TT	1.0	IT16	-	IT16TT
CLUBSPORT R8 VYII	5.7L-V8	Gen 3 LS1	MPFI, OHV, 16v, 285KW	09/03	09/04	IT16TT	1.0	IT16	-	IT16TT
CLUBSPORT R8 VZ & E SERIES	6.0L-V8	Gen 4 LS2	MPFI, OHV, 16v, 297 - 307KW	10/04	06/08	IT16TT	1.0	IT16	-	IT16TT
CLUBSPORT VN, VP, VPII, VR, VS, VSII, VT	5.0L-V8	HEC 5000i	MPFI, OHV, 16v, 185 - 200KW	08/90	06/99	T20EPR-U	0.8	IT20	T20TT	IT20TT
CLUBSPORT VTII, VX, VXII, VY, VYII	5.7L-V8	Gen 3 LS1	MPFI, OHV, 16v, 250 - 285KW	07/99	08/03	IT16TT	1.0	IT16	-	IT16TT
CLUBSPORT VZ	6.0L-V8	Gen 4 LS2	MPFI, OHV, 16v, 297KW	10/04	07/06	IT16TT	1.0	IT16	-	IT16TT
COMMODORE SS GROUP A VL, VN	5.0L-V8	HEC 5000i	MPFI, OHV, 16v, 180KW	03/88	03/91	T20EPR-U	0.8	IT20	T20TT	IT20TT
COMMODORE VN HSV 8 PLUS, SV89, SVLE, T30	5.0L-V8	HEC 5000i	MPFI, OHV, 16v, 180KW	03/89	05/91	T20EPR-U	0.8	IT20	T20TT	IT20TT
COMMODORE VN SV3800	3.8L-V6	LN3	MPFI, OHV, 12v 132KW	10/88	09/91	T20EPR-U15	1.5	IT20	T20TT	IT20TT
COMMODORE VN SV5000	5.0L-V8	HEC 5000i	MPFI, OHV, 16v, 200KW	10/89	02/91	T20EPR-U	0.8	IT20	T20TT	IT20TT
COMMODORE VP, VPII	3.8L-V6	L27	MPFI, OHV, 12v 125KW	02/92	06/93	T20EPR-U15	1.5	IT20	T20TT	IT20TT
COUPE 4	5.7L-V8	Gen 3 LS1	MPFI, OHV, 16v, 270KW	07/04	04/06	IT16TT	1.0	IT16	-	IT16TT
COUPE GTO V2	5.7L-V8	Gen 3 LS1	MPFI, OHV, 16v, 255KW	12/01	08/03	IT16TT	1.0	IT16	-	IT16TT
COUPE GTO V3	5.7L-V8	Gen 3 LS1	MPFI, OHV, 16v, 285KW	09/03	09/04	IT16TT	1.0	IT16	-	IT16TT
COUPE GTO VZ	6.0L-V8	Gen 4 LS2	MPFI, OHV, 16v, 297KW	10/04	12/06	IT16TT	1.0	IT16	-	IT16TT
COUPE GTS V2	5.7L-V8	Gen 3 LS1 C4B	MPFI, OHV, 16v, 300KW	12/01	09/04	IT16TT	1.0	IT16	-	IT16TT
COUPE SIGNATURE VZ	6.0L-V8	Gen 4 LS2	MPFI, OHV, 16v, 297KW	07/06	11/07	IT16TT	1.0	IT16	-	IT16TT
GRANGE VSII	5.0L-V8	HEC 5000i	MPFI, OHV, 16v, 185KW	10/96	12/98	T20EPR-U	0.8	IT20	T20TT	IT20TT
GRANGE VSII	5.7L-V8	Harrop Stroker	MPFI, OHV, 16v, 215KW	10/96	12/98	IT16TT	1.0	IT16	-	IT16TT
GRANGE WH	3.8L-V6	L67	MPFI, OHV, SuperCharged, 12v, 180KW	07/99	09/00	T20EPR-U15	1.5	IT20	T20TT	IT20TT
GRANGE WH, WK	5.7L-V8	Gen 3 LS1	MPFI, OHV, 16v, 250 - 285KW	07/99	09/03	IT16TT	1.0	IT16	-	IT16TT

MODEL	ENGINE SIZE	ENGINE CODE	SPECIFICATION	FROM	TO	DENSO PRIMARY	GAP (mm)	IRIDIUM POWER	NICKEL TT	IRIDIUM TT (*INDICATES IRIIDIUM TOUGH)
HOLDEN-HSV (CONT)										
GRANGE WL, WM	6.0L-V8	Gen 4 LS2	MPFI, OHV, 16v, 297 - 307KW	09/04	03/08	IT16TT	1.0	IT16	-	IT16TT
GRANGE WM, WM2, WM3	6.2L-V8	Gen 4 LS3	MPFI, OHV, 16v, 317 - 325KW	04/08	ON	IT16TT	1.0	IT16	-	IT16TT
GTS E SERIES	6.0L-V8	Gen 4 LS2	MPFI, OHV, 16v, 307KW	08/06	03/08	IT16TT	1.0	IT16	-	IT16TT
GTS E, E2, E3 SERIES	6.2L-V8	Gen 4 LS3	MPFI, OHV, 16v, 317 - 325KW	04/08	ON	IT16TT	1.0	IT16	-	IT16TT
GTS VP11	5.0L-V8	HEC 5000i	MPFI, OHV, 16v, 200KW	08/92	12/92	T20EPR-U	0.8	IT20	T20TT	IT20TT
GTS VR, VS	5.7L-V8	Harrop Stroker	MPFI, OHV, 16v, 215KW	05/94	08/97	T20EPR-U	0.8	IT20	T20TT	IT20TT
GTS VT	5.7L-V8	Harrop Stroker	MPFI, OHV, 16v, 220KW	09/97	06/99	IT16TT	1.0	IT16	-	IT16TT
GTS VT11, VX, VY	5.7L-V8	Gen 3 LS1 C4B	MPFI, OHV, 16v, 300KW	04/00	08/03	IT16TT	1.0	IT16	-	IT16TT
GTS-R VS	5.7L-V8	Harrop Stroker	MPFI, OHV, 16v, 230KW	10/95	12/96	T20EPR-U	0.8	IT20	T20TT	IT20TT
LS VG	5.0L-V8	HEC 5000i	MPFI, OHV, 16v, 165KW	09/91	01/92	T20EPR-U	0.8	IT20	T20TT	IT20TT
LS VP	5.0L-V8	HEC 5000i	MPFI, OHV, 16v, 180KW	02/92	06/93	T20EPR-U	0.8	IT20	T20TT	IT20TT
MALOO R8 E SERIES	6.0L-V8	Gen 4 LS2	MPFI, OHV, 16v, 307KW	10/07	03/08	IT16TT	1.0	IT16	-	IT16TT
MALOO R8 E, E2, E3 SERIES	6.2L-V8	Gen 4 LS3	MPFI, OHV, 16v, 317KW	04/08	ON	IT16TT	1.0	IT16	-	IT16TT
MALOO R8 VU, VY, VY11	5.7L-V8	Gen 3 LS1	MPFI, OHV, 16v, 255 - 285KW	03/01	09/04	IT16TT	1.0	IT16	-	IT16TT
MALOO R8 VZ	6.0L-V8	Gen 4 LS2	MPFI, OHV, 16v, 297KW	10/04	09/07	IT16TT	1.0	IT16	-	IT16TT
MALOO VG, VP	5.0L-V8	HEC 5000i	MPFI, OHV, 16v, 180KW	10/90	06/93	T20EPR-U	0.8	IT20	T20TT	IT20TT
MALOO VR, VS, VS11, VS111	5.0L-V8	HEC 5000i	MPFI, OHV, 16v, 185 - 195KW	07/93	10/00	T20EPR-U	0.8	IT20	T20TT	IT20TT
MALOO VU, VU11, VY, VY11	5.7L-V8	Gen 3 LS1	MPFI, OHV, 16v, 255 - 285KW	03/01	09/04	IT16TT	1.0	IT16	-	IT16TT
MALOO VZ	6.0L-V8	Gen 4 LS2	MPFI, OHV, 16v, 297KW	10/04	09/07	IT16TT	1.0	IT16	-	IT16TT
MANTA VS, VT	5.0L-V8	HEC 5000i	MPFI, OHV, 16v, 185 - 195KW	04/95	01/99	T20EPR-U	0.8	IT20	T20TT	IT20TT
SENATOR 300 VX	5.7L-V8	Gen 3 LS1 C4B	MPFI, OHV, 16v, 300KW	03/01	06/01	IT16TT	1.0	IT16	-	IT16TT
SENATOR E SERIES	6.2L-V8	Gen 4 LS3	MPFI, OHV, 16v, 317KW	03/09	09/09	IT16TT	1.0	IT16	-	IT16TT
SENATOR SIGNATURE E SERIES	6.0L-V8	Gen 4 LS2	MPFI, OHV, 16v, 307KW	08/06	03/08	IT16TT	1.0	IT16	-	IT16TT
SENATOR SIGNATURE E, E2, E3 SERIES	6.2L-V8	Gen 4 LS3	MPFI, OHV, 16v, 317KW	04/08	ON	IT16TT	1.0	IT16	-	IT16TT
SENATOR SIGNATURE VT	5.0L-V8	HEC 5000i	MPFI, OHV, 16v, 195KW	09/97	06/99	T20EPR-U	0.8	IT20	T20TT	IT20TT
SENATOR SIGNATURE VT	5.7L-V8	Harrop Stroker	MPFI, OHV, 16v, 220 - 230KW	09/97	06/99	T20EPR-U	0.8	IT20	T20TT	IT20TT
SENATOR SIGNATURE VT11, VX, VY, VY11	5.7L-V8	Gen 3 LS1	MPFI, OHV, 16v, 250 - 285KW	07/99	09/04	IT16TT	1.0	IT16	-	IT16TT
SENATOR VP, VR, VS	5.0L-V8	HEC 5000i	MPFI, OHV, 16v, 180 - 200KW	03/92	08/97	T20EPR-U	0.8	IT20	T20TT	IT20TT

MODEL	ENGINE SIZE	ENGINE CODE	SPECIFICATION	FROM	TO	DENSO PRIMARY	GAP (mm)	IRIDIUM POWER	NICKEL TT	IRIDIUM TT (*INDICATES IRIIDIUM TOUGH)
HOLDEN-HSV (CONT)										
SENATOR VR, VS	5.7L-V8	Harrop Stroker	MPFI, OHV, 16v, 215KW	05/94	08/97	T20EPR-U	0.8	IT20	T20TT	IT20TT
SENATOR VY, VYII	5.7L-V8	Gen 3 LS1	MPFI, OHV, 16v, 260 - 285KW	10/02	09/04	IT16TT	1.0	IT16	-	IT16TT
SENATOR VZ	6.0L-V8	Gen 4 LS2	MPFI, OHV, 16v, 297KW	10/04	07/06	IT16TT	1.0	IT16	-	IT16TT
SPORT VP	3.8L-V6	L27	MPFI, OHV, 12v 127KW	10/91	07/93	T20EPR-U15	1.5	IT20	T20TT	IT20TT
SPORT VP	5.0L-V8	HEC 5000i	MPFI, OHV, 16v, 180KW	10/91	08/93	T20EPR-U	0.8	IT20	T20TT	IT20TT
STATESMAN 5000i VQ, VQII	5.0L-V8	HEC 5000i	MPFI, OHV, 16v, 200KW	04/91	06/93	T20EPR-U	0.8	IT20	T20TT	IT20TT
STATESMAN SV90 VQ, SV93 VQII	5.0L-V8	HEC 5000i	MPFI, OHV, 16v, 180KW	07/90	04/93	T20EPR-U	0.8	IT20	T20TT	IT20TT
STATESMAN VR, VS, VSII	5.0L-V8	HEC 5000i	MPFI, OHV, 16v, 185KW	09/94	09/96	T20EPR-U	0.8	IT20	T20TT	IT20TT
STATESMAN VR, VS, VSII	5.7L-V8	Harrop Stroker	MPFI, OHV, 16v, 215KW	09/94	09/96	T20EPR-U	0.8	IT20	T20TT	IT20TT
SV300 VXII	5.7L-V8	Gen 3 LS1 C4B	MPFI, OHV, 16v, 300KW	09/01	12/01	IT16TT	1.0	IT16	-	IT16TT
SV6000 VZ	6.0L-V8	Gen 4 LS2	MPFI, OHV, 16v, 297KW	08/05	04/06	IT16TT	1.0	IT16	-	IT16TT
SV91 VP	5.0L-V8	HEC 5000i	MPFI, OHV, 16v, 180KW	10/91	05/92	T20EPR-U	0.8	IT20	T20TT	IT20TT
SV99 VTII	5.7L-V8	Gen 3 LS1	MPFI, OHV, 16v, 250KW	07/99	04/00	IT16TT	1.0	IT16	-	IT16TT
VXR	2.0L-I4	Z20LEH	MPFI, DOHC, 16v, 176KW	09/06	09/09	IK20TT	1.0	IK20	-	IK20TT
W427	7.0L-V8	Gen 4 LS7	MPFI, OHV, 16v, 375KW	07/08	09/09	IT16TT	1.0	IT16	-	IT16TT
XU6 VT, VX	3.8L-V6	L67	MPFI, OHV, SuperCharged, 12v, 180KW	09/98	10/02	T20EPR-U15	1.5	IT20	T20TT	IT20TT
XU8 VT	5.0L-V8	HEC 5000i	MPFI, OHV, 16v, 195KW	01/99	06/99	T20EPR-U	0.8	IT20	T20TT	IT20TT
HONDA										
ACCORD	1.6L-I4	EG	CARB, SOHC, 8v	03/77	12/78	W20ES-U	0.8	-	-	-
	1.6L-I4	EL	CARB, SOHC, 8v	01/79	12/82	W16EX-U	0.8	IW16	W16TT	IW16TT
	1.6L-I4	EL	CARB, SOHC, 8v	01/83	12/83	W20EX-U11	1.1	IW20	W20TT	IW20TT
	1.8L-I4	ES	CARB, SOHC, 12v	83	86	W20EXR-U11	1.1	IW20	W20TT	IW20TT
	1.8L-I4	ET	CARB, SOHC, 12v	01/84	03/88	W20EX-U11	1.1	IW20	W20TT	IW20TT
	1.8L-I4	B18A	EFI, DOHC, 16v	85	89	Q16PR-U11	1.1	IQ16	Q16TT	IQ16TT
	1.8L-I4	A18A	EFI, SOHC, 12v	85	90	W16EXR-U11	1.1	IW16	W16TT	IW16TT
	1.8L-I4	F18A	CARB, SOHC, 16v	09/90	09/93	KJ16CR-L11	1.1	IK16	K16TT	IK16TT
	1.8L-I4	F18B	EFI, SOHC, 16v	09/93	09/97	KJ16CR-L11	1.1	IK16	K16TT	IK16TT
	2.0L-I4	B20A	EFI, DOHC, 16v	85	89	Q20PR-U11	1.1	IQ20	Q20TT	IQ20TT

MODEL	ENGINE SIZE	ENGINE CODE	SPECIFICATION	FROM	TO	DENSO PRIMARY	GAP (mm)	IRIDIUM POWER	NICKEL TT	IRIDIUM TT (*INDICATES IRIIDIUM TOUGH)
HONDA (CONT)										
ACCORD	2.0L-I4	A20	SOHC, 12v	01/86	12/89	W20EXR-U11	1.1	IW20	W20TT	IW20TT
	2.0L-I4	F20A	EFI, SOHC, 16v	89	94	KJ16CR-L11	1.1	IK16L	K16TT	IK16TT
	2.0L-I4	F20B	EFI, SOHC, 16v	93	97	KJ16CR-L11	1.1	IK16L	K16TT	IK16TT
	2.0L-I4	F20B	EFI, SOHC VTEC, 16v, 111KW	06/00	09/02	IK20TT	1.0	IK20	-	IK20TT
	2.0L-I5	G20A	MPFI, SOHC, 20v	10/89	02/95	K20PR-L11	1.1	IK20	K20TT	IK20TT
	2.2L-I4	F22	MPFI, SOHC, 16v	11/89	12/97	KJ16CR-L11	1.1	IK16	K16TT	IK16TT
	2.3L-I4	F23	MPFI, SOHC, 16v	12/97	02/01	KJ16CR-L11	1.1	IK16	K16TT	IK16TT
	2.4L-I4	K24A4	MPFI, V-DOHC, 16v	09/03	01/08	KJ20DR-M11	1.1	IK20	K20TT	IK20TT
	2.4L-I4	K24Z2	MPFI, V-DOHC, 16v	02/08	04/13	VXUHC22G	0.8	-	-	VXUHC22G*
	2.4L-I4	K24W3	MPFI, DOHC VTEC, 16v, 129KW	05/13	ON	SXE22HQR11S	1.1	-	-	-
	3.0L-V6	J30A1	MPFI, SOHC, 24v	12/97	05/03	KJ16CR-L11	1.1	IK16	K16TT	IK16TT
	3.0L-V6	J30A4	MPFI, V-SOHC, 24v	09/03	01/08	KJ20DR-M11	1.1	IK20	K20TT	IK20TT
	3.0L-V6	J30A5	MPFI, V-SOHC, 24v	09/03	01/08	KJ20DR-M11	1.1	IK20	K20TT	IK20TT
	3.5L-V6	J35Z2	MPFI, V-SOHC, 24v	02/08	04/13	IXUH22I	0.9	IXUH22I	-	VXUH22I*
	3.5L-V6	J35Y3	MPFI, DOHC VTEC, 24v, 206KW	05/13	ON	IXUH22I	0.9	IXUH22I	-	VXUH22I*
ACCORD EURO	2.2L-I4	H22A	MPFI, DOHC VTEC, 16v, 164KW	06/00	09/02	IK20TT	1.0	IK20L	-	IK20TT
	2.4L-I4	K24A3	MPFI, V-DOHC, 16v	06/03	05/08	IK20TT	1.0	IK20	-	IK20TT
	2.4L-I4	K24A8	MPFI, DOHC VTEC, 16v, 140KW	06/03	05/08	IK20TT	1.0	IK20	-	IK20TT
	2.4L-I4	K24Z3	MPFI, DOHC VTEC, 16v, 148KW	06/08	ON	VXUHC22G	0.8	-	-	VXUHC22G*
ACCORD HYBRID	2.0L-I4	LFA-MF8	MPFI, DOHC VTEC, 16v, 146KW	06/15	ON	DEALER SALES	-	-	-	-
ACTY HA	0.7L-I3	E07A	MPFI, SOHC, 12v	91	99	K20PR-U11	1.1	IK20	K20TT	IK20TT
AERODECK	2.2L-I4	F22	MPFI, SOHC, 16v	92	93	KJ20CR-L11	1.1	IK20	K20TT	IK20TT
CITY	1.2L-I4	ER	CARB, 8v	01/84	06/86	W16EX-U11	1.1	IW16	W16TT	IW16TT
	1.2L-I4	D12A	CARB, SOHC, 16v	86	90	Q16PR-U11	1.1	IQ16	Q16TT	IQ16TT
	1.3L-I4	D13C	MPFI/PGMFI, SOHC, 16v	10/88	03/94	Q16PR-U11	1.1	IQ16	Q16TT	IQ16TT
	1.5L-I4	L15	MPFI, V-SOHC, 16v	02/09	ON	IK20TT	1.0	IK20	-	IK20TT
CIVIC	1.2L-I4	EB	CARB, SOHC, 8v	03/73	12/79	W20EX-U	0.8	IW20	W20TT	IW20TT
	1.3L-I4	D13	CARB, SOHC, 8v	10/91	10/93	K20PR-U11	1.1	IK20	K20TT	IK20TT

MODEL	ENGINE SIZE	ENGINE CODE	SPECIFICATION	FROM	TO	DENSO PRIMARY	GAP (mm)	IRIDIUM POWER	NICKEL TT	IRIDIUM TT (*INDICATES IRIIDIUM TOUGH)
HONDA (CONT)										
CIVIC	1.3L-I4	D13B	CARB, SOHC, 16v	09/87	09/91	Q16PR-U11	1.1	IQ16	Q16TT	IQ16TT
	1.3L-I4	D13B	CARB, SOHC, 16v	09/91	09/95	K20PR-U11	1.1	IK20	K20TT	IK20TT
	1.3L-I4	EN	CARB, SOHC, 8v	11/79	12/83	W16EX-U	0.8	IW16	W16TT	IW16TT
	1.5L-I4	D15	CARB, SOHC, 16v	01/87	10/87	W20EXR-U11	1.1	IW20	W20TT	IW20TT
	1.5L-I4	D15	TWIN CARB, SOHC, 16v	11/87	05/89	Q20PR-U11	1.1	IQ20	Q20TT	IQ20TT
	1.5L-I4	D15	TWIN CARB, SOHC, 16v	06/89	10/93	Q16PR-U11	1.1	IQ16	Q16TT	IQ16TT
	1.5L-I4	D15B	CARB/MPFI, SOHC, 16v	06/87	09/91	Q16PR-U11	1.1	IQ16	Q16TT	IQ16TT
	1.5L-I4	D15B	CARB, SOHC, 16v	88	92	Q20PR-U11	1.1	IQ20	Q20TT	IQ20TT
	1.5L-I4	D15B	MPFI, V-SOHC, 16v	09/91	09/95	KJ20CR-L11	1.1	IK20	K20TT	IK20TT
	1.5L-I4	D15B	MPFI, SOHC, 16v	09/95	09/98	K16PR-U11	1.1	IK16	K16TT	IK16TT
	1.5L-I4	D15B7	MPFI, SOHC, 16v	10/93	09/95	KJ16CR-L11	1.1	IK16	K16TT	IK16TT
	1.5L-I4	D15Y	EFI, DOHC, 16v	01	06	KJ16CR-L11	1.1	IK16L	K16TT	IK16TT
	1.5L-I4	D15Z1	MPFI, V-SOHC, 16v	06/93	09/95	KJ16CR-L11	1.1	IK16	K16TT	IK16TT
	1.5L-I4	D15Z2	SPFI, SOHC, 16v	10/93	09/95	K20PR-U11	1.1	IK20	K20TT	IK20TT
	1.5L-I4	ED	CARB, SOHC, 12v	10/74	12/78	W20ES-U	0.8	-	-	-
	1.5L-I4	EW	CARB, SOHC, 12v	01/84	10/87	W20EX-U11	1.1	IW20	W20TT	IW20TT
	1.5L-I4	EW2	CARB, SOHC, 12v	76	78	W16TT	0.8	IW16	W16TT	IW16TT
	1.6L-I4	B16A	MPFI, DOHC, 16v	09/89	09/00	K20PR-L11	1.1	IK20	K20TT	IK20TT
	1.6L-I4	B16A2	MPFI, V-DOHC, 16v (VtiR)	03/99	09/00	K20PR-U11	1.1	IK20	K20TT	IK20TT
	1.6L-I4	D16A	MPFI, SOHC, 16v	09/95	09/00	KJ16CR-L11	1.1	IK16	K16TT	IK16TT
	1.6L-I4	D16A/Y	MPFI, SOHC, 16v	11/92	01/96	KJ16CR-L11	1.1	IK16	K16TT	IK16TT
	1.6L-I4	D16A8	MPFI, DOHC, 16v	10/91	10/93	K20PR-L11	1.1	IK20	K20TT	IK20TT
	1.6L-I4	D16Y	EFI, SOHC, 16v	95	01	KJ16CR-L11	1.1	IK16L	K16TT	IK16TT
	1.6L-I4	D16Y1	MPFI, V-SOHC, 16v	10/93	09/95	K20PR-U11	1.1	IK20	K20TT	IK20TT
	1.6L-I4	D16Y4	MPFI, SOHC, 16v	10/95	09/00	KJ16CR-L11	1.1	IK16	K16TT	IK16TT
	1.6L-I4	D16Y5	MPFI, SOHC, 16v	10/95	09/00	KJ16CR-L11	1.1	IK16	K16TT	IK16TT
	1.6L-I4	D16Y7	MPFI, SOHC, 16v, 77KW	03/99	09/00	KJ16CR-L11	1.1	IK16	K16TT	IK16TT
	1.6L-I4	D16Y8	MPFI, V-SOHC, 16v	05/96	09/00	K16PR-U11	1.1	IK16	K16TT	IK16TT

MODEL	ENGINE SIZE	ENGINE CODE	SPECIFICATION	FROM	TO	DENSO PRIMARY	GAP (mm)	IRIDIUM POWER	NICKEL TT	IRIDIUM TT (*INDICATES IRIIDIUM TOUGH)
HONDA (CONT)										
CIVIC	1.6L-I4	ZC	EFI, DOHC, 16v	84	91	Q20PR-U11	1.1	IQ20	Q20TT	IQ20TT
	1.7L-I4	D17A	MPFI, V-SOHC, 16v	09/00	09/05	KJ20CR-L11	1.1	IK20	K20TT	IK20TT
	1.7L-I4	D17A2	MPFI, V-SOHC, 16v	10/00	01/06	KJ20CR-L11	1.1	IK20	K20TT	IK20TT
	1.7L-I4	D17Z1	MPFI, SOHC, 16v	10/00	01/06	KJ20CR-L11	1.1	IK20	K20TT	IK20TT
	1.8L-I4	K20A	MPFI, V-DOHC, 16v	12/01	09/05	KJ20CR-L11	1.1	IK20	K20TT	IK20TT
	1.8L-I4	R18	MPFI, V-SOHC, 16v	02/06	01/12	IK20TT	1.0	IK20G	-	IK20TT
	1.8L-I4	R18Z1	MPFI, SOHC VTEC, 16v, 104KW	02/12	ON	VFXUHC22FG	1.1	-	-	VFXUHC22FG*
	2.0L-I4	K20Z2	MPFI, V-DOHC, 16v	02/06	01/12	IK20TT	1.0	IK20	-	IK20TT
	2.0L-I4	R20A5	MPFI, SOHC VTEC, 16v, 114KW	02/12	ON	IK20TT	1.0	IK20G	-	IK20TT
CIVIC HYBRID	1.3L-I4	LDA	MPFI, V-SOHC, 8v	03/04	01/06	IK16TT	1.0	IK16	-	IK16TT
	1.3L-I4	LDA	MPFI, V-SOHC, 16v	02/06	01/12	IKH20TT	1.0	IKH20	-	IKH20TT
CIVIC Type-R	1.6L-I4	B16B	MPFI, V-DOHC, 16v	08/97	12/01	IK22G	0.8	IK22G	-	VK22G*
	2.0L-I4	K20Z4	MPFI, V-DOHC, 16v	07/07	02/12	IK22G	0.8	IK22G	-	VK22G*
CONCERTO	1.6L-I4	D16	CARB, SOHC, 16v	11/88	12/92	Q20PR-U11	1.1	IQ20	Q20TT	IQ20TT
	1.6L-I4	ZC	SOHC, 16v	88	92	Q20PR-U11	1.1	IQ20	Q20TT	IQ20TT
CRV	2.0L-I4	B20B1	MPFI, DOHC, 16v	96	97	KJ16CR-L11	1.1	IK16	K16TT	IK16TT
	2.0L-I4	B20B3	MPFI, DOHC, 16v	10/97	03/99	KJ16CR-L11	1.1	IK16	K16TT	IK16TT
	2.0L-I4	B20B8	MPFI, DOHC, 16v	03/99	12/01	KJ20CR-L11	1.1	IK20	K20TT	IK20TT
	2.0L-I4	K20A1	EFI, DOHC, 16v	01	04	KJ20DR-M11	1.1	IK20	K20TT	IK20TT
	2.0L-I4	K20A4	EFI, DOHC, 16v	02	04	KJ20DR-M11	1.1	IK20	K20TT	IK20TT
	2.0L-I4	R20A5	MPFI, DOHC VTEC, 16v, 114KW	11/12	ON	VXUHC22G	0.8	-	-	VXUHC22G*
	2.4L-I4	K24	MPFI, V-DOHC, 16v	12/01	ON	KJ20DR-M11	1.1	IK20	K20TT	IK20TT
CRX	1.5L-I4	D15B	MPFI, SOHC, 16v	03/92	09/95	KJ20CR-L11	1.1	IK20	K20TT	IK20TT
	1.6L-I4	B16	MPFI, V-DOHC, 16v	06/92	09/98	K20PR-L11	1.1	IK20	K20TT	IK20TT
	1.6L-I4	B16A	MPFI, DOHC, 16v	09/89	09/95	K20PR-L11	1.1	IK20	K20TT	IK20TT
	1.6L-I4	D16	MPFI, DOHC, 16v	11/87	05/92	Q20PR-U11	1.1	IQ20	Q20TT	IQ20TT
	1.6L-I4	D16A	MPFI, SOHC, 16v	10/95	08/99	K16PR-U11	1.1	IK16	K16TT	IK16TT
	1.6L-I4	ZC	EFI, DOHC, 16v	84	92	Q20PR-U11	1.1	IQ20	Q20TT	IQ20TT

MODEL	ENGINE SIZE	ENGINE CODE	SPECIFICATION	FROM	TO	DENSO PRIMARY	GAP (mm)	IRIDIUM POWER	NICKEL TT	IRIDIUM TT (*INDICATES IRIIDIUM TOUGH)
HONDA (CONT)										
CR-Z Hybrid	1.5L-I4	LEA	MPFI, V-SOHC, 16v	11/11	ON	IK20TT	1.0	-	-	IK20TT
HRV	1.6L-I4	D16W1	MPFI, SOHC, 16v	01/99	07/02	KJ16CR-L11	1.1	IK16	K16TT	IK16TT
INTEGRA	1.6L-I4	ZC	EFI, DOHC, 16v	85	89	Q20PR-U11	1.1	IQ20	Q20TT	IQ20TT
	1.6L-I4	D16A3	MPFI, DOHC, 16v	05/86	05/89	Q20PR-U11	1.1	IQ20	Q20TT	IQ20TT
	1.6L-I4	ZC	CARB/MPFI, SOHC, 16v	10/91	05/93	K20PR-U11	1.1	IK20	K20TT	IK20TT
	1.6L-I4	ZC	MPFI, SOHC, 16v	05/93	07/01	KJ16CR-L11	1.1	IK16	K16TT	IK16TT
	1.8L-I4	B18A1	MPFI, DOHC, 16v	06/89	07/93	Q16PR-U11	1.1	IQ16	Q16TT	IQ16TT
	1.8L-I4	B18B	MPFI, DOHC, 16v	10/91	07/93	KJ16CR-L11	1.1	IK16	K16TT	IK16TT
	1.8L-I4	B18C	MPFI, DOHC, 16v, 125KW	05/93	07/01	K20PR-L11	1.1	IK20	K20TT	IK20TT
	1.8L-I4	B18C2	MPFI, V-DOHC, 16v	07/93	11/99	K20PR-L11	1.1	IK20	K20TT	IK20TT
	1.8L-I4	B18	MPFI, DOHC, 16v	07/93	07/01	KJ16CR-L11	1.1	IK16	K16TT	IK16TT
	2.0L-I4	K20A	MPFI, V-DOHC, 16v, 118KW	07/01	06	KJ20DR-M11	1.1	IK20	K20TT	IK20TT
	2.0L-I4	K20A2	MPFI, V-DOHC, 16v, 147KW	08/01	09/04	IK22G	0.8	IK22G	-	VK22G*
	2.0L-I4	K20A3	MPFI, V-DOHC, 16v, 118KW	08/01	04/07	KJ20DR-M11	1.1	IK20	K20TT	IK20TT
	2.0L-I4	K20Z1	MPFI, V-DOHC, 16v, 154KW	10/04	04/07	IK22G	0.8	IK22G	-	VK22G*
INTEGRA Type-R	1.8L-I4	B18C	MPFI, DOHC, 16v, 147KW	10/95	07/01	IK22G	0.8	IK22G	-	VK22G*
	1.8L-I4	B18C7	MPFI, V-DOHC, 16v	10/99	07/01	IK22G	0.8	IK22G	-	VK22G*
	2.0L-I4	K20A	MPFI, V-DOHC, 16v, 162KW	07/01	06	IK22G	0.8	IK22G	-	VK22G*
JAZZ	1.3L-I4	L13A1	MPFI, SOHC, 8v (Twin Spark)	10/02	07/08	K20PR-U11	1.1	IK20	K20TT	IK20TT
	1.3L-I4	L13Z1	MPFI, SOHC, 16v	08/08	ON	IK20TT	1.0	IK20	-	IK20TT
	1.5L-I4	L15	MPFI, SOHC, 16v	10/02	ON	IK20TT	1.0	IK20	-	IK20TT
LEGEND	2.0L-V6	C20A	EFI, SOHC, 24v	85	88	Q20PR-U11	1.1	IQ20	Q20TT	IQ20TT
	2.5L-V6	C25	MPFI, SOHC, 24v	05/86	12/87	Q20PR-U11	1.1	IQ20	Q20TT	IQ20TT
	2.7L-V6	C27	MPFI, SOHC, 24v	11/87	03/91	Q20PR-U11	1.1	IQ20	Q20TT	IQ20TT
	3.2L-V6	C32	MPFI, SOHC, 24v	04/91	04/96	IK20TT	1.0	IK20	-	IK20TT
	3.5L-V6	C35A3	MPFI, SOHC, 24v, 147KW	05/96	03	IK20TT	1.0	IK20	-	IK20TT
	3.5L-V6	C35A5	MPFI, SOHC, 24v, 147KW	03	12/04	IK16TT	1.0	IK16G	-	IK16TT
	3.5L-V6	J35	MPFI, V-SOHC, 24v	08/06	07/08	IK20TT	1.0	IK20	-	IK20TT

MODEL	ENGINE SIZE	ENGINE CODE	SPECIFICATION	FROM	TO	DENSO PRIMARY	GAP (mm)	IRIDIUM POWER	NICKEL TT	IRIDIUM TT (*INDICATES IRIIDIUM TOUGH)
HONDA (CONT)										
LEGEND	3.7L-V6	J37	MPFI, V-SOHC, 24v	08/08	ON	VXUHC22G	0.8	-	-	VXUHC22G*
LIFE	0.4L-I2	EA	CARB, SOHC	08/72	05/74	W20ES-U	0.8	-	-	-
MDX	3.5L-V6	J35	MPFI, V-SOHC, 24v	04/03	04/07	IK16TT	1.0	IK16	-	IK16TT
N360	0.4L-I2	EA	CARB, SOHC	03/68	12/72	W24ES-U	0.8	IW24	-	-
NSX	3.0L-V6	C30	MPFI, V-DOHC, 24v	01/91	01/05	IK20TT	1.0	IK20	-	IK20TT
	3.2L-V6	C32	MPFI, V-DOHC, 24v	04/97	01/05	IK20TT	1.0	IK20	-	IK20TT
ODYSSEY	2.2L-I4	F22	MPFI, SOHC, 16v	06/95	12/97	KJ16CR-L11	1.1	IK16	K16TT	IK16TT
	2.3L-I4	F23	MPFI, V-SOHC, 16v	01/98	05/04	KJ20CR-L11	1.1	IK20	K20TT	IK20TT
	2.4L-I4	K24A6	MPFI, V-SOHC, 16v	06/04	03/09	IK20TT	1.0	IK20	-	IK20TT
	2.4L-I4	K24Z2	MPFI, V-DOHC, 16v	04/09	13	VXUHC22G	0.8	-	-	VXUHC22G*
	2.4L-I4	K24W	MPFI, DOHC VTEC, 16v, 129KW	11/13	ON	SXE22HQR11S	1.1	-	-	-
	3.0L-V6	J30A	MPFI, SOHC, 24v, 149KW	10/97	11/99	KJ16CR-L11	1.1	IK16	K16TT	IK16TT
	3.0L-V6	J30	MPFI, V-SOHC, 24v	03/00	05/04	KJ16CR-L11	1.1	IK16	K16TT	IK16TT
ORTHIA	1.8L-I4	B18B	EFI, DOHC, 16v, 104KW	02/96	05/99	KJ16CR-L11	1.1	IK16L	K16TT	IK16TT
PRELUDE	1.6L-I4	EL	CARB, SOHC, 8v	05/79	12/82	W16EX-U	0.8	IW16	W16TT	IW16TT
	1.8L-I4	ES	CARB, SOHC, 12v	82	87	IW16TT	1.0	IW16	-	IW16TT
	1.8L-I4	ET	TWIN CARB, SOHC, 12v	01/83	12/85	W20EX-U11	1.1	IW20	W20TT	IW20TT
	2.0L-I4	A20	CARB, SOHC, 12v	86	87	Q20PR-U11	1.1	IQ20	Q20TT	IQ20TT
	2.0L-I4	B20	MPFI, DOHC, 16v	09/87	12/91	Q20PR-U11	1.1	IQ20	Q20TT	IQ20TT
	2.0L-I4	B20A	CARB, SOHC, 12v	87	93	Q20PR-U11	1.1	IQ20	Q20TT	IQ20TT
	2.0L-I4	B20A4	CARB, SOHC, 12v	87	92	Q20PR-U11	1.1	IQ20	Q20TT	IQ20TT
	2.2L-I4	F22	MPFI, SOHC, 16v	12/91	07/02	KJ20CR-L11	1.1	IK20	K20TT	IK20TT
	2.2L-I4	H22	MPFI, V-DOHC, 16v	02/94	10/98	KJ20CR-L11	1.1	IK20	K20TT	IK20TT
	2.2L-I4	H22	MPFI, V-DOHC, 16v	01/97	07/02	IK20TT	1.0	IK20	-	IK20TT
	2.3L-I4	H23	MPFI, DOHC, 16v	12/91	12/96	KJ20CR-L11	1.1	IK20	K20TT	IK20TT
S2000	2.0L-I4	F20	MPFI, V-DOHC, 16v	08/99	07/09	IK22G	0.8	IK22G	-	VK22G*
STEPWGN	2.0L-I4	K20A	MPFI, DOHC, 16v, 115KW	05/05	09/09	IK20TT	1.0	IK20	-	IK20TT
STREAM	2.0L-I4	K20A	EFI, DOHC, 16v	00	02	IK20TT	1.0	IK20	-	IK20TT

MODEL	ENGINE SIZE	ENGINE CODE	SPECIFICATION	FROM	TO	DENSO PRIMARY	GAP (mm)	IRIDIUM POWER	NICKEL TT	IRIDIUM TT (*INDICATES IRIIDIUM TOUGH)
HONDA (CONT)										
VIGOR	2.0L-I4	A20A	EFI, SOHC, 12v	87	89	W16EXR-U11	1.1	IW16	W16TT	IW16TT
Z360	0.36L-I2		TWIN CARB, SOHC, 8v	09/71	05/74	W24ES-U	0.8	IW24	-	-
HUMBER										
HAWK	2.3L-I4	2.3L	CARB, OHV, 8v	57	67	W16EP-U	0.8	IW16	W16TT	IW16TT
IMPERIAL	3.0L-I6		CARB, OHV, 12v	64	67	W20EP-U	0.8	IW20	W20TT	IW20TT
SUPER SNIPE	2.6L-I6		CARB, OHV, 12v	58	59	W16EP-U	0.8	IW16	W16TT	IW16TT
	3.0L-I6	181	CARB, OHV, 12v	60	69	W16EP-U	0.8	IW16	W16TT	IW16TT
VOGUE	1.6L-I4	1.6L	CARB, OHV, 8v	63	67	W16EP-U	0.8	IW16	W16TT	IW16TT
HUMMER										
H2	6.0L-V8	LQ4	EFI, OHV, 16v	02	07	IT16TT	1.0	IT16	-	IT16TT
	6.2L-V8	L92	EFI, OHV, 16v, 301KW	07	09	IT16TT	1.0	IT16	-	IT16TT
H2/H2 LUXURY	6.2L-V8	L9H	EFI, OHV, 16v, 301KW	09	09	IT16TT	1.0	IT16	-	IT16TT
H3	3.7L-I5	LLR	MPFI, DOHC VVT, 20v, 180KW	11/07	06/10	ITL16TT	1.0	ITL16	-	ITL16TT
HYUNDAI										
ACCENT	1.5L-I4	G4EK	EFI, SOHC, 12v	94	00	K16PR-U11	1.1	IK16	K16TT	IK16TT
	1.5L-I4	G4EC	MPFI, DOHC, 16v	06/00	02/03	K16PR-U11	1.1	IK16	K16TT	IK16TT
	1.6L-I4	G4ED	MPFI, DOHC, 16v	03/03	01/10	K16PR-U11	1.1	IK16	K16TT	IK16TT
	1.6L-I4	G4FC	MPFI, DOHC VVT, 16v, 91KW	07/11	ON	XUH20TTI	0.8	IXUH20I	XUH20TTI	VXUH20I*
	1.6L-I4	G4FD	Direct Inj, DOHC VVT, 16v, 103KW	08/13	ON	IXUH20I	0.9	IXUH20I	-	VXUH20I*
ATOZ	1.0L-I4	G4HC	EFI, SOHC, 12v	00	03	K16PR-U11	1.1	IK16	K16TT	IK16TT
COUPE	1.8L-I4	G4GM	MPFI, DOHC, 16v	07/96	04/02	K16PR-U11	1.1	IK16	K16TT	IK16TT
	2.0L-I4	G4GFS	MPFI, DOHC, 16v	07/96	04/02	K16PR-U11	1.1	IK16	K16TT	IK16TT
ELANTRA	1.8L-I4	G4GB	MPFI, DOHC, 16v	10/00	09/03	K16PR-U11	1.1	IK16	K16TT	IK16TT
ELANTRA	1.8L-I4	G4NBB	MPFI, V-DOHC, 16v	06/11	ON	XUH20TTI	0.8	IXUH20I	XUH20TTI	VXUH20I*
ELANTRA	2.0L-I4	G4GC	MPFI, V-DOHC, 16v	10/00	05/11	K16PR-U11	1.1	IK16	K16TT	IK16TT
ELANTRA LAVITA	1.8L-I4	G4GB	MPFI, DOHC, 16v, 90KW	10/01	06/04	K16PR-U11	1.1	IK16	K16TT	IK16TT
EXCEL	1.5L-I4	G4AJ	CARB, 8v	02/86	12/89	W20EPR-U	0.8	IW20	W20TT	IW20TT
	1.5L-I4	G4DJ	MPFI, SOHC, 8v	01/90	11/94	W20EPR-U	0.8	IW20	W20TT	IW20TT

MODEL	ENGINE SIZE	ENGINE CODE	SPECIFICATION	FROM	TO	DENSO PRIMARY	GAP (mm)	IRIDIUM POWER	NICKEL TT	IRIDIUM TT (*INDICATES IRIIDIUM TOUGH)
HYUNDAI (CONT)										
EXCEL	1.5L-I4	G4EK	EFI, SOHC, 12v, 66KW	09/94	11/97	K16PR-U11	1.1	IK16	K16TT	IK16TT
	1.5L-I4	G4FK	MPFI, DOHC, 16v	01/98	06/00	K16PR-U11	1.1	IK16	K16TT	IK16TT
GETZ	1.3L-I4	G4EA	MPFI, SOHC, 12v	03/03	09/05	K16PR-U11	1.1	IK16	K16TT	IK16TT
	1.4L-I4	G4EE	MPFI, DOHC, 16v	10/05	08/11	K16PR-U11	1.1	IK16	K16TT	IK16TT
	1.5L-I4	G4EC	MPFI, DOHC, 16v	09/02	09/05	K16PR-U11	1.1	IK16	K16TT	IK16TT
	1.6L-I4	G4ED	MPFI, DOHC, 16v	10/05	08/11	K16PR-U11	1.1	IK16	K16TT	IK16TT
GRANDEUR	3.0L-V6	G6CT	MPFI, DOHC, 24v	09/99	01/04	IK16TT	1.0	IK16	-	IK16TT
GRANDEUR	3.5L-V6	G6CU	MPFI, DOHC, 24v, 150KW	99	04	IK16TT	1.0	IK16	-	IK16TT
GRANDEUR	3.8L-V6	G6DA	MPFI, V-DOHC, 24v	02/06	11	IK16TT	1.0	IK16	-	IK16TT
i20	1.4L-I4	G4FA	MPFI, V-DOHC, 16v	07/10	ON	XUH20TTI	0.8	IXUH20I	XUH20TTI	VXUH20I*
	1.6L-I4	G4FC	MPFI, V-DOHC, 16v	07/10	ON	XUH20TTI	0.8	IXUH20I	XUH20TTI	VXUH20I*
i30	1.6L-I4	G4FC	MPFI, V-DOHC, 16v	05/10	01/13	XUH20TTI	0.8	IXUH20I	XUH20TTI	VXUH20I*
	1.6L-I4	G4FD	Direct Inj, DOHC VVT, 16v, 98KW	02/13	ON	IXUH20I	0.9	IXUH20I	-	VXUH20I*
	1.8L-I4	G4NB	MPFI, DOHC VVT, 16v	05/12	ON	VXUHC22G	0.8	-	-	VXUHC22G*
	2.0L-I4	G4GC	MPFI, V-DOHC, 16v	10/07	01/13	K16PR-U11	1.1	IK16	K16TT	IK16TT
	2.0L-I4	G4NC	MPFI, DOHC VVT, 16v, 129KW	08/13	02/15	VXUHC22G	0.8	-	-	VXUHC22G*
i40	2.0L-I4	G4NC	Direct Inj, DOHC VVT, 16v, 130KW	10/11	ON	VXUHC22G	0.8	-	-	VXUHC22G*
i45	2.0L-I4	G4KD	MPFI, DOHC VVT, 16v, 121KW	05/10	01/13	K16HPR-U11	1.1	IKH16	KH16TT	IKH16TT
	2.4L-I4	G4KJ	Direct Inj, DOHC VVT, 16v, 148KW	05/10	01/13	FXU16HR11	1.1	-	-	-
iLOAD	2.4L-I4	G4KG	MPFI, DOHC, 16v	02/08	ON	IKH16TT	1.0	IKH16	-	IKH16TT
iMAX	2.4L-I4	G4KG	MPFI, DOHC, 16v	02/08	ON	IKH16TT	1.0	IKH16	-	IKH16TT
ix35	2.0L-I4	G4KD	MPFI, DOHC, 16v	02/10	ON	K16HPR-U11	1.1	IKH16	KH16TT	IKH16TT
	2.0L-I4	G4NC	Direct Inj, DOHC VVT, 16v, 122KW	10/13	ON	VXUHC22G	0.8	-	-	VXUHC22G*
	2.4L-I4	G4KG	MPFI, V-DOHC, 16v	02/10	ON	K16HPR-U11	1.1	IKH16	KH16TT	IKH16TT
	2.4L-I4	G4KJ	Direct Inj, DOHC VVT, 16v, 136KW	10/13	ON	FXU16HR11	1.1	-	-	-
LANTRA	1.6L-I4	G4CR	MPFI, DOHC, 16v	05/91	10/92	W20EPR-U11	1.1	IW20	W20TT	IW20TT
	1.6L-I4	G4GR	MPFI, DOHC, 16v	08/95	10/00	K16PR-U11	1.1	IK16	K16TT	IK16TT
	1.8L-I4	G4CN	MPFI, DOHC, 16v	11/92	08/95	W20EPR-U11	1.1	IW20	W20TT	IW20TT

MODEL	ENGINE SIZE	ENGINE CODE	SPECIFICATION	FROM	TO	DENSO PRIMARY	GAP (mm)	IRIDIUM POWER	NICKEL TT	IRIDIUM TT (*INDICATES IRIIDIUM TOUGH)
HYUNDAI (CONT)										
LANTRA	1.8L-I4	G4GM	MPFI, DOHC, 16v	08/95	10/00	K16PR-U11	1.1	IK16	K16TT	IK16TT
	2.0L-I4	G4GF	MPFI, DOHC, 16v, 101KW	97	10/00	K16PR-U11	1.1	IK16	K16TT	IK16TT
LATIVA	1.8L-I4	G4GB	MPFI, DOHC, 16v	01	04	K16PR-U11	1.1	IK16	K16TT	IK16TT
S COUPE	1.5L-I4	G4DJ	MPFI, SOHC, 12v	09/91	08/92	W20EPR-U11	1.1	IW20	W20TT	IW20TT
	1.5L-I4	G4EK	MPFI, SOHC, 12v	08/92	03/96	K16PR-U11	1.1	IK16	K16TT	IK16TT
	1.5L-I4	G4EK	MPFI, SOHC, Turbo, 12v	10/92	04/95	K20PR-U	0.8	IK20	K20TT	IK20TT
SANTA FE	2.4L-I4	G4JS	MPFI, DOHC, 16v	01/01	09/03	IW16TT	1.0	IW16	-	IW16TT
	2.4L-I4	G4KE	MPFI, DOHC VVT, 16v, 127KW	11/09	ON	K16HPR-U11	1.1	IKH16	KH16TT	IKH16TT
	2.4L-I4	G4KJ	MPFI, DOHC VVT, 16v, 141KW	09/12	ON	FXU16HR11	1.1	-	-	-
	2.7L-V6	G6BA	MPFI, DOHC, 24v	11/00	04/06	IK16TT	1.0	IK16	-	IK16TT
	2.7L-V6	G6EA	MPFI, V-DOHC, 24v	05/06	10/09	IKH16TT	1.0	IKH16	-	IKH16TT
	3.3L-V6	G6DB	MPFI, DOHC VVT, 24v, 180KW	07/07	11/08	IK16TT	1.0	IK16	-	IK16TT
	3.5L-V6	G6DC	MPFI, DOHC VVT, 24v, 204KW	11/09	08/12	VXUHC22G	0.8	-	-	VXUHC22G*
SONATA	2.0L-I4	G4CP	MPFI, DOHC, 16v	10/93	08/98	W20EPR-U11	1.1	IW20	W20TT	IW20TT
	2.0L-I4	G4JP	MPFI, DOHC, 16v	08/98	06/00	IW16TT	1.0	IW16	-	IW16TT
	2.4L-I4	G4CS	EFI, SOHC, 8v, 82KW	03/89	02/92	W20EPR-U11	1.1	IW20	W20TT	IW20TT
	2.4L-I4	G4JS	MPFI, DOHC, 16v	09/01	05/05	IW16TT	1.0	IW16	-	IW16TT
	2.4L-I4	G4KC	MPFI, DOHC, 16v	06/05	05/08	K16PR-U11	1.1	IK16	K16TT	IK16TT
	2.4L-I4	G4KE	MPFI, DOHC VVT, 16v, 127KW	06/08	04/10	K16HPR-U11	1.1	IKH16	KH16TT	IKH16TT
	2.4L-I4	G4KJ	MPFI, DOHC VVT, 16v, 138KW	01/15	ON	FXU16HR11	1.1	-	-	-
	2.5L-V6	G6BV	MPFI, DOHC, 24v	08/98	09/01	IK16TT	1.0	IK16	-	IK16TT
	2.7L-V6	G6BA	MPFI, DOHC, 24v	09/01	05/05	IK16TT	1.0	IK16	-	IK16TT
	3.0L-V6	G6AT	MPFI, SOHC, 12v, 108KW	03/90	08/98	W20EPR-U11	1.1	IW20	W20TT	IW20TT
	3.3L-V6	G6DB	MPFI, V-DOHC, 24v	06/05	05/08	IK16TT	1.0	IK16	-	IK16TT
TERRACAN	3.5L-V6	G6CU	MPFI, DOHC, 24v, 145KW	12/01	01/07	IK16TT	1.0	IK16	-	IK16TT
TIBURON	2.0L-I4	G4GC	MPFI, DOHC, 16v	03/02	04/04	K16PR-U11	1.1	IK16	K16TT	IK16TT
	2.7L-V6	G6BA	MPFI, DOHC, 24v, 127KW	03/02	10/10	IK16TT	1.0	IK16	-	IK16TT
TRAJET	2.0L-I4	G4JP	MPFI, DOHC, 16v, 103KW	01	03	W20EPR-U11	1.1	IW20	W20TT	IW20TT

MODEL	ENGINE SIZE	ENGINE CODE	SPECIFICATION	FROM	TO	DENSO PRIMARY	GAP (mm)	IRIDIUM POWER	NICKEL TT	IRIDIUM TT (*INDICATES IRIIDIUM TOUGH)
HYUNDAI (CONT)										
TRAJET	2.7L-V6	G6BA	MPFI, DOHC, 24v	07/00	06/04	K16PR-U11	1.1	IK16	K16TT	IK16TT
TUSCON	2.0L-I4	G4GC	MPFI, DOHC, 16v	10/05	01/10	K16PR-U11	1.1	IK16	K16TT	IK16TT
	2.7L-V6	G6BA	MPFI, DOHC, 24v, 129KW	08/04	01/10	IK16TT	1.0	IK16	-	IK16TT
VELOSTER	1.6L-I4	G4FD	Direct Inj, DOHC VVT, 16v, 103KW	02/12	ON	IXUH20I	0.9	IXUH20I	-	VXUH20I*
	1.6L-I4	G4FJ	MPFI, DOHC VVT, Turbo, 16v, 150KW	08/12	ON	IXUH20I	0.9	IXUH20I	-	VXUH20I*
INFINITI										
FX37 S51	3.7L-V6	VQ37VHR	Direct Inj, DOHC VVT, 24v, 235KW	08/12	12/13	FXE24HR11	1.1	-	-	-
FX50 S51	5.0L-V8	VK50VE	MPFI, DOHC VVT, 32v, 287KW	08/12	12/13	IXEH22TT	1.0	-	-	IXEH22TT
G37 V36	3.7L-V6	VQ37VHR	Direct Inj, DOHC VVT, 24v, 235KW	01/13	12/13	FXE24HR11	1.1	-	-	-
M37 Y51	3.7L-V6	VQ37VHR	Direct Inj, DOHC VVT, 24v, 235KW	08/12	12/13	FXE24HR11	1.1	-	-	-
Q60 V36	3.7L-V6	VQ37VHR	Direct Inj, DOHC VVT, 24v, 235KW	01/14	ON	FXE24HR11	1.1	-	-	-
Q70 Y51	3.7L-V6	VQ37VHR	Direct Inj, DOHC VVT, 24v, 235KW	01/14	ON	FXE24HR11	1.1	-	-	-
QX70 S51	5.0L-V8	VK50VE	Direct Inj, DOHC VVT, 32v, 287KW	01/14	ON	IXEH22TT	1.0	-	-	IXEH22TT
INTERNATIONAL										
SCOUT 80	5.7L-V8	5.7L	CARB, OHV, 16v	62	67	W20PR-U	0.7	-	-	-
SCOUT II TRAVELTOP	5.7L-V8	5.7L	CARB, OHV, 16v, 121KW	78	81	W20PR-U	0.7	-	-	-
JAGUAR										
240 SERIES	2.5L-I6		CARB, DOHC, 12v	03/68	03/69	W20ES-U	0.8	-	-	-
340 SERIES	3.4L-I6		CARB, DOHC, 12v	03/68	03/69	W16EP-U	0.8	IW16	W16TT	IW16TT
420 SERIES	4.2L-I6		CARB, OHV, 12v/24v	10/66	04/71	W16EP-U	0.8	IW16	W16TT	IW16TT
ETTYPE	3.8L-I6		CARB, DOHC, 12v	09/61	07/65	W16EP-U	0.8	IW16	W16TT	IW16TT
	4.2L-I6		CARB, DOHC, 12v	08/65	12/72	W16EP-U	0.8	IW16	W16TT	IW16TT
	5.3L-V12		CARB, SOHC, 24v	06/72	10/74	W16EP-U	0.8	IW16	W16TT	IW16TT
F TYPE V8 S	5.0L-V8	508PS	Direct Inj, DOHC VVT, Supercharged, 32v, 364KW	09/13	ON	DEALER SALES	-	-	-	-
MK II	2.5L-I6		CARB, DOHC, 12v	01/60	02/68	W16EP-U	0.8	IW16	W16TT	IW16TT
	3.4L-I6		CARB, DOHC, 12v	01/60	02/68	W16EP-U	0.8	IW16	W16TT	IW16TT
	3.8L-I6		CARB, DOHC, 12v	01/60	12/67	W16EP-U	0.8	IW16	W16TT	IW16TT
MK IX	3.8L-I6		CARB, DOHC, 12v	01/60	12/61	W16EP-U	0.8	IW16	W16TT	IW16TT

MODEL	ENGINE SIZE	ENGINE CODE	SPECIFICATION	FROM	TO	DENSO PRIMARY	GAP (mm)	IRIDIUM POWER	NICKEL TT	IRIDIUM TT (*INDICATES IRIIDIUM TOUGH)
JAGUAR (CONT)										
MK X	3.8L-I6		CARB, DOHC, 12v	01/62	12/65	W16EP-U	0.8	IW16	W16TT	IW16TT
MK X	4.2L-I6		CARB, DOHC, 12v	08/65	10/66	W16EP-U	0.8	IW16	W16TT	IW16TT
S TYPE	2.5L-V6	AJ25	MPFI, V-DOHC, 24v	07/02	09/04	IT20TT	1.0	IT20	-	IT20TT
	3.0L-V6	AJ26	MPFI, V-DOHC, 24v	03/99	05/08	IT20TT	1.0	IT20	-	IT20TT
	3.4L-I6		CARB, DOHC, 12v	09/64	01/69	W16EP-U	0.8	IW16	W16TT	IW16TT
	3.8L-I6		CARB, DOHC, 12v	04/64	01/69	W16EP-U	0.8	IW16	W16TT	IW16TT
	4.0L-V8	AJ28	MPFI, DOHC VVT, 32v	99	02	IK16TT	1.0	IK16	-	IK16TT
	4.2L-V8	AJ34	MPFI, DOHC, 32v	07/02	05/08	IK16TT	1.0	IK16	-	IK16TT
	4.2L-V8	AJ34S	MPFI, DOHC, Supercharged, 32v	07/02	01/08	IK16TT	1.0	IK16	-	IK16TT
SOVEREIGN	3.2L-V8	AJ-V8	MPFI, DOHC, 32v	10/98	08/03	Q20PR-U	0.8	IQ20	Q20TT	IQ20TT
	3.6L-I6	AJ6	MPFI, DOHC, 24v	03/87	09/89	Q20PR-U	0.8	IQ20	Q20TT	IQ20TT
	4.0L-I6	AJ6/16	MPFI, DOHC, 24v	10/89	10/97	Q20PR-U	0.8	IQ20	Q20TT	IQ20TT
	4.0L-V8	AJ26	MPFI, DOHC, 32v	11/97	09/98	IK16TT	1.0	IK16	-	IK16TT
	4.0L-V8	AJ27	MPFI, DOHC, 32v	09/98	03/00	IK16TT	1.0	IK16	-	IK16TT
	4.0L-V8	AJ28	MPFI, DOHC, 32v	03/00	08/03	IK16TT	1.0	IK16	-	IK16TT
	4.2L-I6	XK6	MPFI, DOHC, 12v	01/83	03/87	W16EP-U	0.8	IW16	W16TT	IW16TT
	5.3L-V12	5.3 HE	MPFI, SOHC, 24v	02/86	10/89	T22EP-U	0.8	IT22	-	-
X TYPE	2.1L-V6	AJ20	MPFI, DOHC, 24v	05/02	ON	IT20TT	1.0	IT20	-	IT20TT
	2.5L-V6	AJ25	MPFI, V-DOHC, 24v	09/01	02/05	IT20TT	1.0	IT20	-	IT20TT
	3.0L-V6	AJ-V6	MPFI, V-DOHC, 24v	09/01	06/10	IT20TT	1.0	IT20	-	IT20TT
XF X250	3.0L-V6	AJ30	MPFI, V-DOHC, 24v	06/08	ON	IT20TT	1.0	IT20	-	IT20TT
	3.0L-V6	306PS	Direct Inj, DOHC VVT, Supercharged, 24v, 250KW	12/12	ON	IT20TT	1.0	IT20	-	IT20TT
	4.2L-V8	AJ34	MPFI, DOHC, 32v	06/08	07/09	IK16TT	1.0	IK16	-	IK16TT
	4.2L-V8	AJ34S	MPFI, DOHC, Supercharged, 32v	06/08	07/09	IK16TT	1.0	IK16	-	IK16TT
	5.0L-V8	AJ133	MPFI, V-DOHC, 32v	08/09	ON	IXEH20TT	1.0	-	-	IXEH20TT
	5.0L-V8	5.0L	MPFI, DOHC, Supercharged, 32v, 375KW	12/12	01/15	IXEH20TT	1.0	-	-	IXEH20TT
XFR X250	5.0L-V8	AJ133	MPFI, V-DOHC, Supercharged, 32v	08/09	ON	IXEH20TT	1.0	-	-	IXEH20TT
XFR-S X250	5.0L-V8	208PS	MPFI, DOHC, Supercharged, 32v, 404KW	12/13	ON	DEALER SALES	-	-	-	-

MODEL	ENGINE SIZE	ENGINE CODE	SPECIFICATION	FROM	TO	DENSO PRIMARY	GAP (mm)	IRIDIUM POWER	NICKEL TT	IRIDIUM TT (*INDICATES IRIIDIUM TOUGH)
JAGUAR (CONT)										
XJ	4.2L-I6		CARB, DOHC, 12v	01/77	08/79	W16EP-U	0.8	IW16	W16TT	IW16TT
	5.3L-V12	5.3 HE	MPFI, SOHC, 24v	01/76	08/79	W16EP-U	0.8	IW16	W16TT	IW16TT
XJ X351	3.0L-V6	306PS	Direct Inj, DOHC VVT, Supercharged, 24v, 250KW	01/13	ON	DEALER SALES	-	-	-	-
	5.0L-V8	AJ133	MPFI, V-DOHC, 32v	04/10	ON	IXEH20TT	1.0	-	-	IXEH20TT
	5.0L-V8	AJ133	MPFI, V-DOHC, Supercharged, 32v	04/10	ON	IXEH20TT	1.0	-	-	IXEH20TT
XJ12 SERIES I & II	5.3L-V12		MPFI, SOHC, 24v	03/73	12/76	W16EP-U	0.8	IW16	W16TT	IW16TT
XJ12 XJ40 & X300	6.0L-V12	6.0 HE	MPFI, SOHC, 24v	10/93	12/95	T22EP-U	0.8	IT22	-	-
XJ6	2.8L-I6	XK6	CARB, DOHC, 12v	04/69	11/73	W22EP-U	0.8	IW22	W22TT	VW22*
	3.2L-I6	AJ6/16	MPFI, DOHC, 24v	02/92	10/94	Q20PR-U	0.8	IQ20	Q20TT	IQ20TT
	3.6L-I6	AJ6	MPFI, DOHC, 24v	03/87	09/89	Q20PR-U	0.8	IQ20	Q20TT	IQ20TT
	4.0L-I6	AJ6/16	MPFI, DOHC, 24v	10/89	10/97	Q20PR-U	0.8	IQ20	Q20TT	IQ20TT
	4.2L-I6	XK6	CARB, DOHC, 12v	01/69	12/76	W16EP-U	0.8	IW16	W16TT	IW16TT
	4.2L-I6	XK6	MPFI, DOHC, 12v	08/79	03/87	W16EP-U	0.8	IW16	W16TT	IW16TT
XJ6 X350	3.0L-V6	AJ30	MPFI, V-DOHC, 24v	03/04	06/08	IT20TT	1.0	IT20	-	IT20TT
XJ8	3.2L-V8	AJ-V8	MPFI, DOHC, 32v	09/97	12/02	IK16TT	1.0	IK16	-	IK16TT
	4.0L-V8	AJ26	MPFI, DOHC, 32v	11/97	09/98	IK16TT	1.0	IK16	-	IK16TT
	4.0L-V8	AJ27	MPFI, V-DOHC, 32v	09/98	06/03	IK16TT	1.0	IK16	-	IK16TT
XJ8 X300	4.0L-V8	AJ28	MPFI, DOHC VVT, 32v, 216KW	00	03	IK16TT	1.0	IK16	-	IK16TT
	3.5L-V8	AJ-V8	MPFI, DOHC, 32v	07/03	04/09	IK16TT	1.0	IK16	-	IK16TT
	4.2L-V8	AJ34	MPFI, DOHC, 32v	07/03	03/10	IK16TT	1.0	IK16	-	IK16TT
	4.2L-V8	AJ34S	MPFI, DOHC, Supercharged, 32v	07/03	03/10	IK16TT	1.0	IK16	-	IK16TT
XJR	4.0L-V8	AJ26S	MPFI, DOHC, Supercharged, 32v	11/97	02/00	IK16TT	1.0	IK16	-	IK16TT
	4.0L-V8	AJ27S	MPFI, DOHC, Supercharged, 32v	03/00	06/03	IK16TT	1.0	IK16	-	IK16TT
	4.2L-V8	AJ34S	MPFI, DOHC, Supercharged, 32v	07/03	04/09	IK16TT	1.0	IK16	-	IK16TT
XJR-S	6.0L-V12	6.0 HE	MPFI, SOHC, 24v	11/92	09/93	T22EP-U	0.8	IT22	-	-
XJS	4.0L-I6	AJ6	MPFI, DOHC, 24v	02/92	10/95	Q20PR-U	0.8	IQ20	Q20TT	IQ20TT
	5.3L-V12	5.3 HE	MPFI, SOHC, 24v	04/86	09/93	T22EP-U	0.8	IT22	-	-
	6.0L-V12	6.0 HE	MPFI, SOHC, 24v	10/93	11/94	T22EP-U	0.8	IT22	-	-

MODEL	ENGINE SIZE	ENGINE CODE	SPECIFICATION	FROM	TO	DENSO PRIMARY	GAP (mm)	IRIDIUM POWER	NICKEL TT	IRIDIUM TT (*INDICATES IRIIDIUM TOUGH)
JAGUAR (CONT)										
XJSC	5.3L-V12	5.3 HE	MPFI, SOHC, 24v	04/86	11/88	T22EP-U	0.8	IT22	-	-
XK	5.0L-V8	508PN	Direct Inj, DOHC VVT, 32v, 283KW	01/10	ON	DEALER SALES	-	-	-	-
XK8	4.0L-V8	AJ26	MPFI, DOHC, 32v	10/96	09/98	IK16TT	1.0	IK16	-	IK16TT
	4.0L-V8	AJ27	MPFI, V-DOHC, 32v	09/98	09/02	IK16TT	1.0	IK16	-	IK16TT
	4.2L-V8	AJ34	MPFI, DOHC, 32v	10/02	06/06	IK16TT	1.0	IK16	-	IK16TT
XKR	4.0L-V8	AJ26S	MPFI, DOHC, Supercharged, 32v	05/98	03/00	IK16TT	1.0	IK16	-	IK16TT
	4.0L-V8	AJ27S	MPFI, DOHC, Supercharged, 32v	03/00	09/02	IK16TT	1.0	IK16	-	IK16TT
	4.2L-V8	AJ34S	MPFI, DOHC, Supercharged, 32v	10/02	12/09	IK16TT	1.0	IK16	-	IK16TT
	5.0L-V8	AJ133	MPFI, V-DOHC, Supercharged, 32v	01/10	ON	IXEH20TT	1.0	-	-	IXEH20TT
JEEP										
CHEROKEE KJ	2.4L-I4	EDI	MPFI, DOHC, 16v, 108KW	02/04	01/06	ITL16TT	1.0	ITL16	-	ITL16TT
	3.7L-V6	EKG	MPFI, SOHC, 12v, 155KW	09/01	02/08	KJ16CR-L11	1.1	IK16	K16TT	IK16TT
CHEROKEE KK	3.7L-V6	8W	MPFI, SOHC, 12v, 151KW	03/08	04/13	KJ20CR-L11	1.1	IK20L	K20TT	IK20TT
CHEROKEE KL	2.4L-I4	2.4	MPFI, SOHC, 16v, 130KW	06/14	ON	IKH16TT	1.0	IKH16	-	IKH16TT
	3.2L-V6	3.2	MPFI, DOHC VVT, 24v, 200KW	06/14	ON	VXUHC22G	0.8	-	-	VXUHC22G*
CHEROKEE SJ	5.9L-V8		CARB, OHV, 16v	03/79	04/85	W14EXR-U	0.8	IW16	W16TT	IW16TT
CHEROKEE XJ	4.0L-I6	SMPI	MPFI, OHV, 12v, 131KW	04/94	01/98	KJ20CR-L11	1.1	IK20	K20TT	IK20TT
CJ5, CJ6	3.8L-I6	AMC-6	CARB, OHV, 12v	06/73	12/77	W14EXR-U	0.8	IW16	W16TT	IW16TT
CJ7	2.5L-I4		MPFI, OHV, 8v	06/81	12/83	ITF16TT	1.0	ITF16	-	ITF16TT
	4.2L-I6	AMC-6 258ci	CARB, OHV, 12v	09/78	12/80	W16TT	0.8	IW16	W16TT	IW16TT
	4.2L-I6	AMC-6 258ci	CARB, OHV, 12v	01/81	12/81	Q16TT	1.0	IQ16	Q16TT	IQ16TT
COMMANDER XH	4.7L-V8	3Y5	MPFI, SOHC, 16v, 170KW	05/06	03/10	IK20TT	1.0	IK20	-	IK20TT
	5.7L-V8	Hemi	MPFI, OHV, 16v	05/06	12/08	ITL16TT	1.0	ITL16	-	ITL16TT
COMPASS MK	2.0L-I4	ECN	MPFI, DOHC VVT, 16v, 115KW	01/12	ON	KJ16CR-L11	1.1	IK16	K16TT	IK16TT
	2.4L-I4	GEMA 2.4	MPFI, V-DOHC, 16v	03/07	03/10	IK16TT	1.0	IK16L	-	IK16TT
	2.4L-I4	ED3	MPFI, DOHC VVT, 16v, 125KW	01/12	ON	KJ16CR-L11	1.1	IK16	K16TT	IK16TT
GRAND CHEROKEE WJ	4.0L-I6	ERH	MPFI, OHV, 12v, 140KW	07/99	10/00	K16TT	1.0	IK16	K16TT	IK16TT
	4.7L-V8	XY	MPFI, SOHC, 16v, 162KW	07/99	02/03	KJ20CR-L11	1.1	IK20L	K20TT	IK20TT

MODEL	ENGINE SIZE	ENGINE CODE	SPECIFICATION	FROM	TO	DENSO PRIMARY	GAP (mm)	IRIDIUM POWER	NICKEL TT	IRIDIUM TT (*INDICATES IRIIDIUM TOUGH)
JEEP (CONT)										
GRAND CHEROKEE WG	4.0L-16	ERH	MPFI, OHV, 12v, 140KW	11/00	05/05	K16TT	1.0	IK16	K16TT	IK16TT
	4.7L-V8	XY	MPFI, SOHC, 16v, 162KW	06/00	05/05	KJ20CR-L11	1.1	IK20L	K20TT	IK20TT
	4.7L-V8	4.7 H.O. PowerTech	MPFI, SOHC, 16v, 190KW	02/02	05/05	IK22	0.8	IK22	-	VK22*
GRAND CHEROKEE WH	3.7L-V6	EKG	MPFI, SOHC, 12v, 148KW	06	07/08	KJ20CR-L11	1.1	IK20L	K20TT	IK20TT
	4.7L-V8	XY	MPFI, SOHC, 16v, 170KW	06/05	07/08	KJ20CR-L11	1.1	IK20L	K20TT	IK20TT
	5.7L-V8	Hemi 345	MPFI, OHV, 16v, 240KW (Twin Spark)	06/05	07/08	ITL16TT	1.0	ITL16	-	ITL16TT
	5.7L-V8	Hemi 345	MPFI, OHV, 16v, 240KW (Twin Spark)	08/08	01/11	K16HPR-U11	1.1	IKH16	KH16TT	IKH16TT
	5.7L-V8	Hemi 345	MPFI, OHV, 16v, 259KW (Twin Spark)	04/10	01/11	ITL16TT	1.0	ITL16	-	ITL16TT
	6.1L-V8	Hemi 370	MPFI, OHV, 16v, 317KW (Twin Spark)	08/06	01/11	ITL16TT	1.0	ITL16	-	ITL16TT
GRAND CHEROKEE WK	3.6L-V6	ERB	MPFI, DOHC VVT, 24v, 210KW	02/12	ON	IXUH22	0.9	IXUH22	-	VXUH22*
	5.7L-V8	Hemi 345	MPFI, OHV, 16v (Twin Spark)	02/11	ON	K16HPR-U11	1.1	IKH16	KH16TT	IKH16TT
	6.4L-V8	6.4	MPFI, OHV VVT, 16v, 344KW	10/12	ON	DEALER SALES	-	-	-	-
GRAND CHEROKEE ZG	4.0L-16	MX	MPFI, OHV, 12v	03/96	07/99	KJ20CR-L11	1.1	IK20	K20TT	IK20TT
J10	4.2L-16	AMC-6 258ci	CARB, OHV, 12v	11/82	04/85	Q16TT	1.0	IQ16	Q16TT	IQ16TT
J20	5.9L-V8	Gen-3 AMC-V8	CARB, OHV, 16v	01/84	12/84	W14EXR-U	0.8	IW16	W16TT	IW16TT
PATRIOT MK	2.0L-I4	ACD	MPFI, DOHC VVT, 16v, 115KW	02/12	ON	KJ16CR-L11	1.1	IK16	K16TT	IK16TT
	2.4L-I4	GEMA 2.4	MPFI, V-DOHC, 16v	07/07	ON	IK16TT	1.0	IK16L	-	IK16TT
WRANGLER JK	3.6L-V6	ERB	MPFI, DOHC, 24v, 209KW	02/12	ON	VXUHC22G	0.8	-	-	VXUHC22G*
	3.8L-V6	EGH	MPFI, OHV, 12v	03/07	ON	ITL16TT	1.0	ITL16	-	ITL16TT
WRANGLER TJ	4.0L-16	AMC-6 242 H.O.	MPFI, OHV, 12v	10/96	12/98	KJ20CR-L11	1.1	IK20	K20TT	IK20TT
	4.0L-16	MX	MPFI, OHV, 12v, 130KW	01	02/07	K16TT	1.0	IK16	K16TT	IK16TT
JENSEN										
HEALEY (Inc. GT)	2.0L-I4	907	TWIN CARB, DOHC, 16v, 104KW	03/72	05/76	XU24EPR-U	0.9	IXU24	-	VXU24*
INTERCEPTOR MARK 1,2	6.3L-V8	383	CARB, OHV, 16v	67	71	W20PR-U	0.7	-	-	-
INTERCEPTOR MARK 3	7.2L-V8	440	CARB, OHV, 16v	72	76	W20PR-U	0.7	-	-	-
KIA										
CARENS	1.8L-I4	TB	MPFI, DOHC, 16v	07/00	12/01	K20PR-U	0.8	IK20	K20TT	IK20TT
CARNIVAL	2.5L-V6	K5	MPFI, DOHC, 24v	09/99	02/07	IK20TT	1.0	IK20	-	IK20TT

MODEL	ENGINE SIZE	ENGINE CODE	SPECIFICATION	FROM	TO	DENSO PRIMARY	GAP (mm)	IRIDIUM POWER	NICKEL TT	IRIDIUM TT (*INDICATES IRIIDIUM TOUGH)
KIA (CONT)										
CARNIVAL	2.7L-V6	G6EA	MPFI, DOHC, 24v, 136KW	08/06	05/10	IKH16TT	1.0	IKH16	-	IKH16TT
	2.7L-V6	G6EA	MPFI, DOHC, 24v, 139KW	06/10	04/11	VXUHC22G	0.8	-	-	VXUHC22G*
CERATO	1.6L-I4	G4FJ	Direct Inj, DOHC VVT, I/C Turbo, 16v, 150KW	10/13	ON	IXUH20I	0.9	IXUH20I	-	VXUH20I*
	1.8L-I4	G4NB	MPFI, DOHC VVT, 16v, 110KW	13	ON	VXUHC22G	0.8	-	-	VXUHC22G*
	2.0L-I4	G4GC	MPFI, DOHC, 16v	07/04	01/09	K16PR-U11	1.1	IK16	K16TT	IK16TT
	2.0L-I4	G4KD	MPFI, V-DOHC, 16v	01/09	ON	K16HPR-U11	1.1	IKH16	KH16TT	IKH16TT
	2.0L-I4	G4NC	Direct Inj, DOHC VVT, 16v, 129KW	10/13	ON	VXUHC22G	0.8	-	-	VXUHC22G*
CREDOS	2.0L-I4	FE	MPFI, DOHC, 16v	05/98	04/01	K20PR-U11	1.1	IK20	K20TT	IK20TT
GRAND CARNIVAL	3.5L-V6	G6DC	MPFI, DOHC VVT, 24v, 202KW	06/10	ON	VXUHC22G	0.8	-	-	VXUHC22G*
	3.8L-V6	G6DA	MPFI, V-DOHC, 24v	01/06	05/10	IK16TT	1.0	IK16	-	IK16TT
MAGENTIS	2.4L-I4	G4KC	MPFI, V-DOHC, 16v	08/06	08/08	K16PR-U11	1.1	IK16	K16TT	IK16TT
	2.4L-I4	G4KC	MPFI, V-DOHC, 16v	10/08	03/10	K16HPR-U11	1.1	IKH16	KH16TT	IKH16TT
	2.7L-V6	G6EA	MPFI, DOHC, 24v, 138KW	08/06	08/08	IKH16TT	1.0	IKH16	-	IKH16TT
MENTOR	1.5L-I4	B5	MPFI, SOHC, 8v	12/96	05/98	K20PR-U11	1.1	IK20	K20TT	IK20TT
	1.5L-I4	BF	MPFI, DOHC, 16v	05/98	06/00	K20PR-U11	1.1	IK20	K20TT	IK20TT
	1.8L-I4	TE	MPFI, DOHC, 16v	05/98	06/00	K20PR-U	0.8	IK20	K20TT	IK20TT
OPTIMA	2.4L-I4	G4KJ	MPFI, DOHC VVT, 16v, 148KW	01/11	ON	FXU16HR11	1.1	-	-	-
	2.5L-V6	G6BV	MPFI, DOHC, 24v	05/01	02/03	IK16TT	1.0	IK16	-	IK16TT
	2.7L-V6	G6BA	MPFI, DOHC, 24v	04/04	07/06	IK16TT	1.0	IK16	-	IK16TT
PRO CEE'D	1.6L-I4	G4FJ	Direct Inj, DOHC VVT, I/C Turbo, 16v, 150KW	03/14	ON	IXUH20I	0.9	IXUH20I	-	VXUH20I*
RIO	1.4L-I4	G4EE	MPFI, DOHC, 16v	03/07	08/11	K16PR-U11	1.1	IK16	K16TT	IK16TT
	1.4L-I4	G4FA	MPFI, V-DOHC, 16v	09/11	ON	XUH20TTI	0.8	IXUH20I	XUH20TTI	VXUH20I*
	1.5L-I4	A5D	MPFI, DOHC, 16v	07/00	08/02	K20PR-U	0.8	IK20	K20TT	IK20TT
	1.5L-I4	A5D	MPFI, DOHC, 16v	09/02	07/05	K20PR-U11	1.1	IK20	K20TT	IK20TT
	1.6L-I4	G4ED	MPFI, V-DOHC, 16v	08/05	08/11	K16PR-U11	1.1	IK16	K16TT	IK16TT
	1.6L-I4	G4FD	Direct Inj, DOHC VVT, 16v, 103KW	09/11	ON	IXUH20I	0.9	IXUH20I	-	VXUH20I*
RONDO	2.0L-I4	G4KA	MPFI, V-DOHC, 16v	04/08	09/10	K16PR-U11	1.1	IK16	K16TT	IK16TT
	2.0L-I4	G4NC	Direct Inj, DOHC VVT, 16v, 122KW	06/13	ON	VXUHC22G	0.8	-	-	VXUHC22G*

MODEL	ENGINE SIZE	ENGINE CODE	SPECIFICATION	FROM	TO	DENSO PRIMARY	GAP (mm)	IRIDIUM POWER	NICKEL TT	IRIDIUM TT (*INDICATES IRIIDIUM TOUGH)
KIA (CONT)										
SHUMA	1.8L-I4	TE	MPFI, DOHC, 16v	01/00	04/01	K20PR-U	0.8	IK20	K20TT	IK20TT
SORENTO	2.3L-I4	G4KE	MPFI, V-DOHC, 16v	10/09	ON	K16HPR-U11	1.1	IKH16	KH16TT	IKH16TT
	2.4L-I4	G4KJ	MPFI, DOHC VVT, 16v	12	ON	FXU16HR11	1.1	-	-	-
	3.3L-V6	G6DB	MPFI, V-DOHC, 24v	08/07	09/09	IK16TT	1.0	IK16	-	IK16TT
	3.5L-V6	G6CU	MPFI, SOHC, 24v	02/03	05/08	IK16TT	1.0	IK16	-	IK16TT
	3.5L-V6	G6DC	MPFI, DOHC VVT, 24v, 204KW	08/11	ON	VXUHC22G	0.8	-	-	VXUHC22G*
	3.8L-V6	G6DA	MPFI, V-DOHC, 24v	03/07	09/07	IK16TT	1.0	IK16	-	IK16TT
SOUL	1.6L-I4	G4FC	MPFI, V-DOHC, 16v	04/09	ON	XUH20TTI	0.8	IXUH20I	XUH20TTI	VXUH20I*
	2.0L-I4	G4NA	MPFI, DOHC VVT, 16v	11/11	ON	VXUHC22G	0.8	-	-	VXUHC22G*
SPECTRA	1.8L-I4	TE	MPFI, DOHC, 16v	05/01	06/04	K20PR-U	0.8	IK20	K20TT	IK20TT
SPORTAGE	2.0L-I4	FE	MPFI, DOHC, 16v	12/96	06/04	K20PR-U11	1.1	IK20	K20TT	IK20TT
	2.0L-I4	G4GC	MPFI, V-DOHC, 16v	08/07	07/10	K16PR-U11	1.1	IK16	K16TT	IK16TT
	2.0L-I4	G4KD	MPFI, V-DOHC, 16v	08/10	ON	K16HPR-U11	1.1	IKH16	KH16TT	IKH16TT
	2.0L-I4	G4NC	MPFI, DOHC VVT, 16v, 122KW	05/14	ON	VXUHC22G	0.8	-	-	VXUHC22G*
	2.0L-I4	G4NA	MPFI, DOHC VVT, 16v, 114KW	01/16	ON	VXUHC22G	0.8	-	-	VXUHC22G*
	2.4L-I4	G4KE	MPFI, V-DOHC, 16v	08/10	ON	K16HPR-U11	1.1	IKH16	KH16TT	IKH16TT
	2.4L-I4	G4KJ	MPFI, DOHC VVT, 16v, 135KW	01/16	ON	FXU16HR11	1.1	-	-	-
	2.7L-V6	G6BA	MPFI, DOHC, 24v	04/05	08/09	IK16TT	1.0	IK16	-	IK16TT
LADA										
CEVARO	1.5L-I4	BA3 2108	CARB, SOHC, 8v	01/88	03/93	W20EPR-U	0.8	IW20	W20TT	IW20TT
NIVA	1.6L-I4	1600	SOHC, 8v	07/83	12/95	W20EP-U	0.8	IW20	W20TT	IW20TT
	1.7L-I4	1700	SOHC, 8v	07/95	01/99	W20EPR-U	0.8	IW20	W20TT	IW20TT
SABLE	1.5L-I4	1500	CARB, SOHC, 8v	01/94	02/96	W20EPR-U	0.8	IW20	W20TT	IW20TT
SAMARA	1.3L-I4	1300	CARB, SOHC, 8v	07/88	05/91	W20EPR-U	0.8	IW20	W20TT	IW20TT
	1.5L-I4	1500	CARB, SOHC, 8v	88	96	W20EPR-U	0.8	IW20	W20TT	IW20TT
VOLANTE	1.5L-I4	1500	CARB, SOHC, 8v	12/93	02/96	W20EPR-U	0.8	IW20	W20TT	IW20TT
LAMBORGHINI										
COUNTACH LP400	4.0L-V12		CARB, DOHC, 24v, 276KW	06/74	06/82	IW24	0.7	IW24	-	-

MODEL	ENGINE SIZE	ENGINE CODE	SPECIFICATION	FROM	TO	DENSO PRIMARY	GAP (mm)	IRIDIUM POWER	NICKEL TT	IRIDIUM TT (*INDICATES IRIIDIUM TOUGH)
LAMBORGHINI (CONT)										
ESPADA SERIES I, II, III	4.0L-V12		CARB, DOHC, 24v, 239KW	09/68	12/76	W22EP-U	0.8	IW22	W22TT	VW22*
GALLARDO	5.0L-V10	07L	MPFI, DOHC VVT, 40v, 368KW	02/04	08/08	IK22	0.8	IK22	-	VK22*
GALLARDO LP550-2	5.2L-V10	07L	MPFI, DOHC VVT, 40v, 405KW	07/10	03/13	IK22	0.8	IK22	-	VK22*
GALLARDO LP550-2 (Inc. SPYDER)	5.2L-V10	CEH	MPFI, DOHC VVT, 40v, 405KW	03/13	ON	IK22	0.8	IK22	-	VK22*
GALLARDO LP550-2 BALBONI	5.2L-V10	07L	MPFI, DOHC VVT, 40v, 410KW	07/10	ON	IK22	0.8	IK22	-	VK22*
GALLARDO LP560-4 (Inc. SPYDER)	5.2L-V10	07L	MPFI, DOHC VVT, 40v, 412KW	08/08	03/13	IK22	0.8	IK22	-	VK22*
GALLARDO LP560-4	5.2L-V10	CEH	MPFI, DOHC VVT, 40v, 412KW	03/13	ON	IK22	0.8	IK22	-	VK22*
GALLARDO LP570-4 SUPERLEGGERA	5.2L-V10	07L	MPFI, DOHC VVT, 40v, 425KW	09/10	03/13	IK22	0.8	IK22	-	VK22*
	5.2L-V10	CEH	MPFI, DOHC VVT, 40v, 425KW	03/13	ON	IK22	0.8	IK22	-	VK22*
GALLARDO SPYDER	5.0L-V10	07L	MPFI, DOHC VVT, 40v, 368KW	04/07	10	IK22	0.8	IK22	-	VK22*
GALLARDO SUPERLEGGERA	5.0L-V10	07L	MPFI, DOHC VVT, 40v, 390KW	08/08	01/10	IK22	0.8	IK22	-	VK22*
ISELERO	4.0L-V12		CARB, DOHC, 24v, 235KW	01/68	12/69	W22EP-U	0.8	IW22	W22TT	VW22*
JALPA 3500	3.5L-V8		CARB, DOHC, 16v, 190KW	06/85	01/89	IW24	0.7	IW24	-	-
JALPA P350	3.5L-V8		CARB, DOHC, 16v, 190KW	06/81	11/84	IW24	0.7	IW24	-	-
JARAMA 2+2	4.0L-V12		CARB, DOHC, 24v, 261KW	01/70	12/72	W22EP-U	0.8	IW22	W22TT	VW22*
JARAMA S 2+2	4.0L-V12		CARB, DOHC, 24v, 272KW	01/73	12/76	W22EP-U	0.8	IW22	W22TT	VW22*
MIURA	4.0L-V12		CARB, DOHC, 24v, 257 - 283KW	06/66	12/72	IW24	0.7	IW24	-	-
MURCIELAGO LP640	6.5L-V12	L537	MPFI, DOHC VVT, 48v, 471KW	04/07	09/11	IXU24	0.9	IXU24	-	VXU24*
MURCIELAGO LP670-4 SV	6.5L-V12	L537	MPFI, DOHC VVT, 48v, 500KW	09/10	09/11	IXU24	0.9	IXU24	-	VXU24*
SIHOUEETTE	3.0L-V8		CARB, SOHC, 16v, 194KW	01/76	12/78	IW24	0.7	IW24	-	-
URRACO P250S	2.5L-V8		CARB, DOHC, 16v, 162KW	01/73	12/75	W22EP-U	0.8	IW22	W22TT	VW22*
URRACO P300S	3.0L-V8		CARB, DOHC, 16v, 195KW	01/75	12/78	IW24	0.7	IW24	-	-
LANCIA										
BETA	1.8L-I4	1.8L	CARB, DOHC, 8v, 89KW	74	76	W22EP-U	0.8	IW22	W22TT	VW22*
	2.0L-I4	2.0L	CARB, DOHC, 16v, 85KW	76	85	W22EP-U	0.8	IW22	W22TT	VW22*
DELTA 2.0 HF INTEGRALE	2.0L-I4	831B5000	EFI, SOHC, 8v, 122KW	11/86	08/88	W22TT	0.8	IW22	W22TT	VW22*
FLAMINIA	2.5L-V6	Lancia V6	CARB, OHV, 12v	01/62	10/65	W22ES-U	0.8	-	-	-
	2.8L-V6	Lancia V6	CARB, OHV, 12v	11/65	12/68	W22ES-U	0.8	-	-	-

MODEL	ENGINE SIZE	ENGINE CODE	SPECIFICATION	FROM	TO	DENSO PRIMARY	GAP (mm)	IRIDIUM POWER	NICKEL TT	IRIDIUM TT (*INDICATES IRIIDIUM TOUGH)
LANCIA (CONT)										
FLAVIA	1.1L-V4	1.1L	CARB, OHV, 8v	64	67	W20ES-U	0.8	-	-	-
	1.1L-V4	1.1L	CARB, OHV, 8v	66	69	W24EP-U	0.8	IW24	-	-
	1.5L-F4	Lancia Flat-4	CARB, OHV, 8v	01/61	10/65	W20ES-U	0.8	-	-	-
	1.8L-F4	Lancia Flat-4	CARB, OHV, 8v	11/65	02/71	W20ES-U	0.8	-	-	-
	1.8L-F4	Lancia Flat-4	EFI, OHV, 8v	01/66	12/69	W24EP-U	0.8	IW24	-	-
FLAVIA GT	1.2L-V4	1.2L	CARB, OHV, 8v	68	69	W20ES-U	0.8	-	-	-
FLAVIA GTE	1.3L-V4	1.3L	CARB, OHV, 8v	69	73	W24EP-U	0.8	IW24	-	-
FULVIA	1.1L-V4	Lancia V4	CARB, DOHC, 8v	10/64	12/69	W22EP-U	0.8	IW22	W22TT	VW22*
FULVIA GT	1.2L-V4	Lancia V4	CARB, DOHC, 8v	11/68	05/69	W22EP-U	0.8	IW22	W22TT	VW22*
FULVIA GTE & GTE series II	1.3L-V4	818.302	CARB, DOHC, 8v	06/69	09/73	W22EP-U	0.8	IW22	W22TT	VW22*
GAMMA	2.5L-F4	2.5	EFI, SOHC, 8v	82	85	W22TT	0.8	IW22	W22TT	VW22*
LAND ROVER										
110 COUNTY	3.5L-V8	17G	CARB, OHV, 16v	84	88	W20EP-U	0.8	IW20	W20TT	IW20TT
DISCOVERY 1	3.5L-V8	22L	EFI, OHV, 16v, 115KW	04/91	10/93	W16EPR-U	0.8	IW16	W16TT	IW16TT
	3.9L-V8	35L	MPFI, OHV, 16v, 134KW	11/93	03/99	W20EPR-U	0.8	IW20	W20TT	IW20TT
	3.9L-V8	37D	MPFI, OHV, 16v	11/93	01/97	W16EPR-U	0.8	IW16	W16TT	IW16TT
	4.0L-V8	38D	MPFI, OHV, 16v	02/97	03/99	IK16TT	1.0	IK16	-	IK16TT
DISCOVERY 2	4.0L-V8	55D	MPFI, OHV, 16v	03/99	10/02	IK16TT	1.0	IK16	-	IK16TT
	4.0L-V8	56D	MPFI, OHV, 16v	11/02	03/05	IK16TT	1.0	IK16	-	IK16TT
DISCOVERY 3	4.0L-V6	406PN	MPFI, DOHC, 24v	04/05	09/09	IT20TT	1.0	IT20	-	IT20TT
	4.4L-V8	448PN	MPFI, DOHC, 32v	04/05	09/09	K20TXR	1.0	IK20	K20TT	IK20TT
DISCOVERY 4	5.0L-V8	508PN	Direct Inj, DOHC VVT, 32v, 276KW	09/09	06/15	DEALER SALES	-	-	-	-
DISCOVERY SPORT	2.0L-I4	204PT	Direct Inj, DOHC, 16v, 177KW	04/15	ON	DEALER SALES	-	-	-	-
FREELANDER	1.8L-I4	18K	MPFI, DOHC, 16v, 84KW	02/98	11/00	IK20TT	1.0	IK20	-	IK20TT
	2.5L-V6	25K	MPFI, DOHC, 24v, 130KW	11/00	02/04	IK20TT	1.0	IK20	-	IK20TT
FREELANDER 2	2.0L-I4	204PT	Direct Inj, DOHC, Turbo, 16v, 177KW	12/12	ON	DEALER SALES	-	-	-	-
	3.2L-V6	B6324S	MPFI, DOHC VVT, 24v, 171KW	06/07	11/12	IKH20TT	1.0	-	-	IKH20TT
RANGE ROVER	3.5L-V8	Rover 215	CARB, OHV, 16v (12.7mm Reach Plugs)	06/72	12/75	W16FP-U	0.7	IWF16	-	-

MODEL	ENGINE SIZE	ENGINE CODE	SPECIFICATION	FROM	TO	DENSO PRIMARY	GAP (mm)	IRIDIUM POWER	NICKEL TT	IRIDIUM TT (*INDICATES IRIIDIUM TOUGH)
LAND ROVER (CONT)										
RANGE ROVER	3.5L-V8	Rover 215	CARB, OHV, 16v (19.0mm Reach Plugs)	01/76	01/85	W16EP-U	0.8	IW16	W16TT	IW16TT
	3.5L-V8	Rover 215	CARB, OHV, 16v	09/84	12/85	W16EP-U	0.8	IW16	W16TT	IW16TT
	3.5L-V8	22D/23D	MPFI, OHV, 16v	02/86	01/89	W20EPR-U	0.8	IW20	W20TT	IW20TT
	3.5L-V8	Rover 215	MPFI, OHV, 16v	02/86	12/89	W20EPR-U	0.8	IW20	W20TT	IW20TT
	3.9L-V8	35D/36D/37D	EFI, OHV, 16v, 134KW	89	94	W20EXR-U	0.8	IW20	W20TT	IW20TT
	3.9L-V8	38D	MPFI, OHV, 16v	12/89	04/95	W16EPR-U	0.8	IW16	W16TT	IW16TT
	4.0L-V8	42D	MPFI, OHV, 16v, 132KW	95	99	W20EXR-U	0.8	IW20	W20TT	IW20TT
	4.0L-V8	44D	MPFI, OHV, 16v	05/95	12/98	W16EPR-U	0.8	IW16	W16TT	IW16TT
	4.0L-V8	57D	MPFI, OHV, 16v	01/99	07/02	IK16TT	1.0	IK16	-	IK16TT
	4.0L-V8	58D	MPFI, OHV, 16v, 132KW	00	02	IK20TT	1.0	IK20	-	IK20TT
	4.2L-V8	428PS	MPFI, DOHC, Supercharged, 32v, 287KW	08/05	09/09	IK16TT	1.0	IK16	-	IK16TT
	4.3L-V8	40D	EFI, OHV, 16v	93	97	W20EXR-U	0.8	IW20	W20TT	IW20TT
	4.4L-V8	M62	MPFI, DOHC, 32v, 210KW	08/02	07/05	K20TXR	1.0	IK20	K20TT	IK20TT
	4.4L-V8	448PN	MPFI, DOHC, 32v, 220KW	08/05	09/09	IK16TT	1.0	IK16	-	IK16TT
	4.6L-V8	46D	MPFI, OHV, 16v, 157KW	95	99	W20EXR-U	0.8	IW20	W20TT	IW20TT
	4.6L-V8	48D	MPFI, OHV, 16v, 157KW	05/95	12/98	W16EPR-U	0.8	IW16	W16TT	IW16TT
	4.6L-V8	60D	MPFI, OHV, 16v, 150KW	99	01	IK20TT	1.0	IK20	-	IK20TT
	4.6L-V8	59D	MPFI, OHV, 16v, 150KW	01/99	07/02	IK16TT	1.0	IK16	-	IK16TT
	5.0L-V8	508PN	Direct Inj, DOHC VVT, 32v, 276KW	09/09	01/13	DEALER SALES	-	-	-	-
	5.0L-V8	508PS	Direct Inj, DOHC, Supercharged, 32v, 375KW	09/09	ON	IXEH20TT	1.0	-	-	IXEH20TT
RANGE ROVER EVOQUE	2.0L-I4	204PT	Direct Inj, DOHC VVT, I/C Turbo, 16v, 177KW	10/11	ON	DEALER SALES	-	-	-	-
SERIES 3	2.3L-I4		CARB, OHV, 8v, 52KW (7:1 Compression)	06/72	12/83	W20ES-U	0.8	-	-	-
	2.3L-I4		CARB, OHV, 8v, 52KW (8:1 Compression)	06/72	12/83	W16EP-U	0.8	IW16	W16TT	IW16TT
	2.6L-I6	2.6	CARB, OHV, 12v	72	80	W20ES-U	0.8	-	-	-
LEXUS										
CT200H HYBRID	1.8L-I4	2ZR-FXE	MPFI, V-DOHC, 16v	02/11	ON	IXEH22TT	1.0	-	-	IXEH22TT
ES300	3.0L-V6	3VZ-FE	MPFI, DOHC, 24v	06/92	10/96	IK20TT	1.0	IK20	-	IK20TT
	3.0L-V6	1MZ-FE	MPFI, DOHC, 24v	10/96	06/08	IK20TT	1.0	IK20	-	IK20TT

MODEL	ENGINE SIZE	ENGINE CODE	SPECIFICATION	FROM	TO	DENSO PRIMARY	GAP (mm)	IRIDIUM POWER	NICKEL TT	IRIDIUM TT (*INDICATES IRIIDIUM TOUGH)
LEXUS (CONT)										
ES350	3.5L-V6	2GR-FE	Direct Inj, DOHC VVT, 24v, 204KW	11/13	ON	IKH20TT	1.0	-	-	IKH20TT
GS F	5.0L-V8	2UR-GSE	MPFI, DOHC VVT, 32v, 351KW	12/15	ON	IKBH20TT	1.0	-	-	IKBH20TT
GS200t	2.0L-I4	8AR-FTS	Direct Inj, DOHC VVT, Turbo, 16v, 180KW	12/15	ON	DEALER SALES	-	-	-	-
GS250	2.5L-V6	4GR-FES	MPFI, DOHC VVT, 24v, 154KW	04/12	ON	IKBH20TT	1.0	-	-	IKBH20TT
GS300	3.0L-V6	2JZ-GE	EFI, DOHC, 24v	95	04	IK16TT	1.0	IK16	-	IK16TT
	3.0L-V6	2JZ-GE	MPFI, V-DOHC, 24v	11/97	03/05	IK20TT	1.0	IK20	-	IK20TT
	3.0L-V6	3GR-FSE	MPFI, V-DOHC, 24v	03/05	03/12	IKBH20TT	1.0	-	-	IKBH20TT
GS350	3.5L-V6	2GR-FSE	MPFI, DOHC VVT, 24v	04/12	ON	IKBH20TT	1.0	-	-	IKBH20TT
GS430	4.3L-V8	3UZ-FE	MPFI, V-DOHC, 32v	03/05	02/08	IK20TT	1.0	IK20	-	IK20TT
GS450H	3.5L-V6	2GR-FSE	MPFI, V-DOHC, 24v	05/06	ON	IKBH20TT	1.0	-	-	IKBH20TT
GS460	4.6L-V8	1UR-FSE	MPFI, V-DOHC, 32v	03/08	03/12	IKBH20TT	1.0	-	-	IKBH20TT
IS F	5.0L-V8	2UR-FSE	MPFI, V-DOHC, 32v	10/08	ON	IKBH20TT	1.0	-	-	IKBH20TT
IS200	2.0L-I6	1G-FE	MPFI, V-DOHC, 24v	03/99	10/05	IK20TT	1.0	IK20	-	IK20TT
IS200t	2.0L-I4	8AR-FTS	Direct Inj, DOHC VVT, Turbo, 16v, 180KW	09/15	ON	DEALER SALES	-	-	-	-
IS250	2.5L-V6	4GR-FES	MPFI, V-DOHC, 24v	11/05	ON	IKBH20TT	1.0	-	-	IKBH20TT
IS250C	2.5L-V6	4GR-FES	MPFI, V-DOHC, 24v	07/09	ON	IKBH20TT	1.0	-	-	IKBH20TT
IS300	3.0L-I6	2JZ-GE	MPFI, V-DOHC, 24v	08/01	10/05	IK20TT	1.0	IK20	-	IK20TT
IS350	3.5L-V6	2GR-FSE	MPFI, V-DOHC, 24v	10/10	ON	IKBH20TT	1.0	-	-	IKBH20TT
LS400	4.0L-V8	1UZ-FE	MPFI, V-DOHC, 32v	05/90	11/10	IK20TT	1.0	IK20	-	IK20TT
LS430	4.3L-V8	3UZ-FE	MPFI, V-DOHC, 32v	11/00	03/07	IK20TT	1.0	IK20	-	IK20TT
LS460	4.6L-V8	1UR-FSE	MPFI, V-DOHC, 32v	04/07	ON	IKBH20TT	1.0	-	-	IKBH20TT
LS600HL HYBRID	5.0L-V8	2UR-FSE	MPFI, V-DOHC, 32v	11/07	ON	IKBH20TT	1.0	-	-	IKBH20TT
LX470	4.7L-V8	2UZ-FE	MPFI, V-DOHC, 32v	05/98	03/08	IK20TT	1.0	IK20	-	IK20TT
LX570	5.7L-V8	3UR-FE	MPFI, DOHC VVT, 32v, 270KW	04/08	ON	IKH20TT	1.0	IKH20	-	IKH20TT
NX200t	2.0L-I4	8AR-FTS	Direct Inj, DOHC VVT, 16v, 175KW	01/15	ON	DEALER SALES	-	-	-	-
NX300h	2.5L-I4	2AR-FXE	Direct Inj, DOHC VVT, 16v, 114KW	11/14	ON	IKH16TT	1.0	-	-	IKH16TT
RC200t	2.0L-I4	8AR-FTS	Direct Inj, DOHC VVT, Turbo, 16v, 180KW	12/15	ON	DEALER SALES	-	-	-	-
RC350	3.5L-V6	2GR-FSE	Direct Inj, DOHC VVT, 24v, 233KW	11/14	ON	IKBH20TT	1.0	-	-	IKBH20TT

MODEL	ENGINE SIZE	ENGINE CODE	SPECIFICATION	FROM	TO	DENSO PRIMARY	GAP (mm)	IRIDIUM POWER	NICKEL TT	IRIDIUM TT (*INDICATES IRIIDIUM TOUGH)
LEXUS (CONT)										
RC-F	5.0L-V8	2UR-GSE	MPFI, DOHC VVT, 32v, 351KW	11/14	ON	IKBH20TT	1.0	-	-	IKBH20TT
RX200t	2.0L-I4	8AR-FTS	Direct Inj, DOHC VVT, 16v, 175KW	11/15	ON	DEALER SALES	-	-	-	-
RX270	2.7L-I4	1AR-FE	MPFI, DOHC VVT, 16v, 138KW	06/12	ON	IKH16TT	1.0	IKH16	-	IKH16TT
RX300	3.0L-V6	1MZ-FE	MPFI, DOHC VVT, 24v	00	04	IK20TT	1.0	IK20	-	IK20TT
RX330	3.3L-V6	3MZ-FE	MPFI, V-DOHC, 24v	04/03	01/06	IK20TT	1.0	IK20	-	IK20TT
RX350	3.5L-V6	2GR-FSE	MPFI, V-DOHC, 24v	02/06	ON	IKBH20TT	1.0	-	-	IKBH20TT
	3.5L-V6	2GR-FKS	MPFI, DOHC VVT, 24v, 221KW	11/15	ON	IKBH20TT	1.0	-	-	IKBH20TT
RX400H HYBRID	3.3L-V6	3MZ-FE	MPFI, V-DOHC, 24v	10/06	05/09	IK20TT	1.0	IK20	-	IK20TT
RX450H	3.5L-V6	2GR-FSE	MPFI, V-DOHC, 24v	06/09	ON	IKBH20TT	1.0	-	-	IKBH20TT
SC430	4.3L-V8	3UZ-FE	MPFI, V-DOHC, 32v	10/01	07/10	IK20TT	1.0	IK20	-	IK20TT
LINCOLN (SEE FORD)										
LOTUS										
2-ELEVEN	1.8L-I4	2ZZ-GE	MPFI, V-DOHC, Supercharged, 16v, 188KW	10/07	ON	IK22	0.8	IK22	-	VK22*
ECLAT	2.0L-I4	907	CARB, DOHC, 16v, 116KW	74	06/76	W22EP-U	0.8	IW22	W22TT	VW22*
	2.0L-I4	907	CARB, DOHC, 16v, 116KW	06/76	85	W20EP-U	0.8	IW20	W20TT	IW20TT
	2.2L-I4	912	CARB, DOHC, 16v, 119KW	80	85	W20EPR-U	0.8	IW20	W20TT	IW20TT
ELAN S1, S2, S3, S4	1.6L-I4	Lotus-Ford Twin Cam	CARB, DOHC, 8v, 78KW	01/63	12/74	W22EP-U	0.8	IW22	W22TT	VW22*
ELAN SPRINT	1.5L-I4	Lotus-Ford Twin Cam	CARB, DOHC, 8v, 94KW	02/71	08/73	W22EP-U	0.8	IW22	W22TT	VW22*
ELAN M100 S2, SE	1.6L-I4	4XE1	MPFI, DOHC, Turbo, 16v, 123KW	05/91	01/97	K20PR-U	0.8	IK20	K20TT	IK20TT
ELISE	1.8L-I4	18K4F	MPFI, DOHC, 16v, 88 - 100KW	01/97	01/07	IK20TT	1.0	IK20	-	IK20TT
	1.8L-I4	18K4K	MPFI, V-DOHC, 16v, 107 - 118KW	09/02	01/07	IK20TT	1.0	IK20	-	IK20TT
	1.8L-I4	2ZZ-GE	MPFI, V-DOHC, 16v, 141KW	02/04	ON	IK20TT	1.0	IK20	-	IK20TT
ELISE 111	1.6L-I4	1ZR-FAE	MPFI, DOHC VVT, 16v, 100KW	09/10	ON	IXEH22TT	1.0	-	-	IXEH22TT
ELISE S	1.8L-I4	1ZZ-FE	MPFI, DOHC VVT, 16v, 100KW	01/07	07/11	IXEH22TT	1.0	-	-	IXEH22TT
	1.8L-I4	2ZR-GZE	MPFI, DOHC VVT, Supercharged, 16v, 162KW	05/12	ON	IK20TT	1.0	IK20	-	IK20TT
ELISE SC	1.8L-I4	2ZZ-GZE	MPFI, DOHC VVT, Supercharged, 16v, 163KW	05/08	ON	IK22	0.8	IK22	-	VK22*
ELITE 503	2.0L-I4	907	CARB, DOHC, 16v, 116KW	02/76	12/76	W20EP-U	0.8	IW20	W20TT	IW20TT
ELITE 504	2.2L-I4	912	CARB, DOHC, 16v, 119KW	06/77	06/85	W20EPR-U	0.8	IW20	W20TT	IW20TT

MODEL	ENGINE SIZE	ENGINE CODE	SPECIFICATION	FROM	TO	DENSO PRIMARY	GAP (mm)	IRIDIUM POWER	NICKEL TT	IRIDIUM TT (*INDICATES IRIIDIUM TOUGH)
MASERATI										
3200GT	3.2L-V8	AM585	MPFI, DOHC, Twin Turbo, 32v, 271KW	03/99	12/02	IU24	0.9	IU24	-	-
430	2.8L-V6	AM473	MPFI, SOHC, Twin Turbo, 18v, 165KW	10/89	12/95	W24EP-U	0.8	IW24	-	-
BITURBO (Inc. 425i & SPYDER)	2.5L-V6	AM472	MPFI, SOHC, Twin Turbo, 18v, 138KW	05/87	06/91	W24EP-U	0.8	IW24	-	-
BITURBO SPYDER	2.8L-V6	AM473	MPFI, SOHC, Twin Turbo, 18v, 165KW	07/91	01/95	W24EP-U	0.8	IW24	-	-
BORA	4.7L-V8		4CARB, DOHC, 16v, 230KW	01/71	12/75	W20EP-U	0.8	IW20	W20TT	IW20TT
	4.9L-V8		4CARB, DOHC, 16v, 235KW	01/76	12/78	W20EP-U	0.8	IW20	W20TT	IW20TT
COUPE	4.2L-V8	M138	MPFI, V-DOHC, 32v, 287KW	01/03	03/08	IU24	0.9	IU24	-	-
Ghibli (Inc. GT)	2.8L-V6	AM477	MPFI, DOHC, Twin Turbo, 24v, 206 - 209KW	10/93	03/00	XU27EPR-U	0.9	IXU27	-	-
GHIBLI I	4.7L-V8		4CARB, DOHC, 16v, 246KW	01/67	01/72	W20EP-U	0.8	IW20	W20TT	IW20TT
	4.9L-V8		4CARB, DOHC, 16v, 250KW	01/72	12/73	W20EP-U	0.8	IW20	W20TT	IW20TT
GRANSport	4.2L-V8	M138P	MPFI, V-DOHC, 32v, 295KW	10/04	03/08	IU24	0.9	IU24	-	-
GRANTURISMO	4.2L-V8	M139	MPFI, DOHC VVT, 32v, 298KW	12/07	ON	IU24	0.9	IU24	-	-
INDY 2+2	4.1L-V8		4CARB, DOHC, 16v, 194KW	01/69	12/72	W20EP-U	0.8	IW20	W20TT	IW20TT
	4.9L-V8		4CARB, DOHC, 16v, 235KW	01/73	12/74	W20EP-U	0.8	IW20	W20TT	IW20TT
KARIF	2.8L-V6	AM473	MPFI, SOHC, Twin Turbo, 18v, 210KW	88	93	W24EP-U	0.8	IW24	-	-
KHAMSIN	4.9L-V8		4CARB, DOHC, 16v, 206KW	06/74	06/81	W20EP-U	0.8	IW20	W20TT	IW20TT
KYALAMI	4.9L-V8		4CARB, DOHC, 16v, 206KW	01/79	12/82	W20EP-U	0.8	IW20	W20TT	IW20TT
MERAK 2+2	3.0L-V6	AM114	TRIPLE CARB, DOHC, 12v, 140KW	01/72	05/75	W20EP-U	0.8	IW20	W20TT	IW20TT
MERAK SS	3.0L-V6	AM114	TRIPLE CARB, DOHC, 12v, 162KW	06/75	06/82	W20EP-U	0.8	IW20	W20TT	IW20TT
MEXICO 2+2	4.1L-V8	Tipo 107	4CARB, DOHC, 16v, 194KW	01/67	12/72	W20EP-U	0.8	IW20	W20TT	IW20TT
	4.7L-V8	Tipo 107	4CARB, DOHC, 16v, 216KW	01/65	12/66	W20EP-U	0.8	IW20	W20TT	IW20TT
QUATTROPORTE	2.8L-V6	AM574	MPFI, DOHC, Twin Turbo, 24v, 209KW	08/95	09/00	XU27EPR-U	0.9	IXU27	-	-
	3.2L-V8	AM578	MPFI, DOHC, Twin Turbo, 32v, 240KW	08/96	09/00	XU24EPR-U	0.9	IXU24	-	VXU24*
	4.2L-V8	M139	MPFI, DOHC VVT, 32v, 294KW	08/04	12/08	IU24	0.9	IU24	-	-
QUATTROPORTE SPORT GTS	4.7L-V8	M139	MPFI, DOHC VVT, 32v, 323KW	05/09	07/12	IU24	0.9	IU24	-	-
SPYDER	4.2L-V8	M138	MPFI, V-DOHC, 32v, 287KW	11/01	02/06	IU24	0.9	IU24	-	-
MAZDA										
1000	1.0L-I4	UC	CARB, SOHC, 8v	03/66	08/68	W20EP-U	0.8	IW20	W20TT	IW20TT

MODEL	ENGINE SIZE	ENGINE CODE	SPECIFICATION	FROM	TO	DENSO PRIMARY	GAP (mm)	IRIDIUM POWER	NICKEL TT	IRIDIUM TT (*INDICATES IRIIDIUM TOUGH)
MAZDA (CONT)										
1200	1.2L-I4	TB	CARB, SOHC, 8v	11/68	07/70	W20EP-U	0.8	IW20	W20TT	IW20TT
1300	1.3L-I4	TC	CARB, SOHC, 8v	07/70	12/77	W20EP-U	0.8	IW20	W20TT	IW20TT
1500	1.5L-I4	UB	CARB, SOHC, 8v	10/66	10/71	W20EP-U	0.8	IW20	W20TT	IW20TT
1800	1.8L-I4	VB	CARB, SOHC, 8v	09/69	07/73	W20EP-U	0.8	IW20	W20TT	IW20TT
121 CD	1.8L-I4	VC	CARB, SOHC, 8v	03/76	03/79	W20EP-U	0.8	IW20	W20TT	IW20TT
	2.0L-I4	MA	CARB, SOHC, 8v	04/78	12/80	W20EP-U	0.8	IW20	W20TT	IW20TT
121 DA	1.3L-I4	B3	CARB, SOHC, 8v	03/87	11/90	W16EPR-U11	1.1	IW16	W16TT	IW16TT
121 DB, DW	1.3L-I4	B3M1	SPFI, SOHC, 16v	11/90	12/02	K16PR-U11	1.1	IK16	K16TT	IK16TT
	1.5L-I4	B5M1	SPFI, SOHC, 16v	01/94	12/02	K16PR-U11	1.1	IK16	K16TT	IK16TT
323 FA	1.3L-I4	TC	CARB, SOHC, 8v	03/77	06/78	W16EP-U	0.8	IW16	W16TT	IW16TT
	1.4L-I4	UC	CARB, SOHC, 8v	01/78	12/81	W16EP-U	0.8	IW16	W16TT	IW16TT
	1.5L-I4	D5	CARB, SOHC, 8v, 54KW	01/82	10/85	W16EXR-U11	1.1	IW16	W16TT	IW16TT
323 BD	1.3L-I4	E3	CARB, SOHC, 8v	10/80	10/85	W16EP-U	0.8	IW16	W16TT	IW16TT
	1.5L-I4	E5	CARB, SOHC, 8v	10/80	12/85	W16EP-U	0.8	IW16	W16TT	IW16TT
323 BF	1.6L-I4	B6	SOHC, 8v	10/85	08/89	W16EPR-U11	1.1	IW16	W16TT	IW16TT
	1.6L-I4	B6T	MPFI, DOHC, Turbo, 16v	10/87	08/89	K20PR-U11	1.1	IK20	K20TT	IK20TT
323 BG	1.3L-I4	B3	EFI, SOHC, 16v	89	96	K16PR-U11	1.1	IK16	K16TT	IK16TT
	1.6L-I4	B6	CARB, SOHC, 8v	09/89	05/96	K16PR-U11	1.1	IK16	K16TT	IK16TT
	1.8L-I4	BP	MPFI, SOHC, 16v	10/89	08/94	K20PR-U11	1.1	IK20	K20TT	IK20TT
	1.8L-I4	BPT	EFI, DOHC, Turbo, 16v	89	94	K20PR-U11	1.1	IK20	K20TT	IK20TT
323 BA	1.6L-I4	B6D	MPFI, DOHC, 16v	07/94	09/98	K16PR-U11	1.1	IK16	K16TT	IK16TT
	1.8L-I4	BPZE	MPFI, DOHC, 16v	07/94	09/98	K20PR-U11	1.1	IK20	K20TT	IK20TT
	2.0L-V6	KF	MPFI, DOHC, 24v	07/94	09/98	K20PR-U11	1.1	IK20	K20TT	IK20TT
323 BJ	1.6L-I4	ZM	MPFI, DOHC, 16v	09/98	05/02	KJ16CR-L11	1.1	IK16	K16TT	IK16TT
	1.8L-I4	FPDE	MPFI, DOHC, 16v	09/98	12/03	K16PR-U11	1.1	IK16	K16TT	IK16TT
	2.0L-I4	FSZE	MPFI, DOHC, 16v	02/01	12/03	KJ16CR-L11	1.1	IK16	K16TT	IK16TT
626 CB	2.0L-I4	MA	CARB, SOHC, 8v	12/78	02/83	W20EP-U	0.8	IW20	W20TT	IW20TT
626 GC	1.6L-I4	F6	CARB, SOHC, 8v	82	83	W16EXR-U11	1.1	IW16	W16TT	IW16TT

MODEL	ENGINE SIZE	ENGINE CODE	SPECIFICATION	FROM	TO	DENSO PRIMARY	GAP (mm)	IRIDIUM POWER	NICKEL TT	IRIDIUM TT (*INDICATES IRIIDIUM TOUGH)
MAZDA (CONT)										
626 GC	2.0L-I4	FE	CARB, SOHC, 8v	02/83	10/87	W16EPR-U	0.8	IW16	W16TT	IW16TT
	2.0L-I4	FET	MPFI, SOHC, Turbo, 8v	01/86	10/87	W20EPR-U11	1.1	IW20	W20TT	IW20TT
626 GD	2.2L-I4	F2	MPFI, SOHC, 12v	10/87	05/92	KJ20CR-L11	1.1	IK20	K20TT	IK20TT
	2.2L-I4	F2T	MPFI, SOHC, Turbo, 12v	10/87	12/89	QJ20CR11	1.1	IQ20	Q20TT	IQ20TT
	2.2L-I4	F2T	MPFI, SOHC, Turbo, 12v	12/89	12/91	KJ20CR-L11	1.1	IK20	K20TT	IK20TT
626 GE	2.0L-I4	F5	MPFI, DOHC, 16v	01/92	06/97	K16PR-U11	1.1	IK16	K16TT	IK16TT
	2.2L-I4	F2	MPFI, SOHC, 12v	06/92	12/97	KJ20CR-L11	1.1	IK20	K20TT	IK20TT
	2.5L-V6	KL	MPFI, DOHC, 24v	06/92	06/97	KJ16CR-L11	1.1	IK16	K16TT	IK16TT
626 GF	2.0L-I4	FSDE	MPFI, DOHC, 16v	07/97	08/02	KJ16CR-L11	1.1	IK16	K16TT	IK16TT
808	1.6L-I4	NA	CARB, SOHC, 8v	06/77	12/78	W20EP-U	0.8	IW20	W20TT	IW20TT
929 LA	1.8L-I4	VC	CARB, SOHC, 8v	01/73	06/79	W20EP-U	0.8	IW20	W20TT	IW20TT
	2.0L-I4	MA	CARB, SOHC, 8v	05/79	02/82	W20EP-U	0.8	IW20	W20TT	IW20TT
929 HB	2.0L-I4	FE	CARB, SOHC, 8v	02/82	07/86	W16EPR-U	0.8	IW16	W16TT	IW16TT
	2.0L-I4	FE	SOHC, 8v	10/84	06/87	W16EPR-U11	1.1	IW16	W16TT	IW16TT
	2.0L-I4	FET	MPFI, SOHC, Turbo, 8v	07/86	06/87	W20EPR-U11	1.1	IW20	W20TT	IW20TT
929 HC	2.0L-V6	JF	EFI, SOHC, 18v	86	91	Q20PR-U11	1.1	IQ20	Q20TT	IQ20TT
	3.0L-V6	JE	MPFI, SOHC, 18v	06/87	12/89	K20PR-U11	1.1	IK20	K20TT	IK20TT
	3.0L-V6	JE	MPFI, SOHC, 18v	01/90	08/91	KJ20CR-L11	1.1	IK20	K20TT	IK20TT
	3.0L-V6	JEZE	MPFI, DOHC, 24v	01/90	08/91	KJ16CR-L11	1.1	IK16	K16TT	IK16TT
929 HD	3.0L-V6	JEZE	MPFI, DOHC, 24v	08/91	07/96	IK16TT	1.0	IK16	-	IK16TT
929 HE	3.0L-V6	JEZE	MPFI, DOHC, 24v	07/96	11/97	KJ16CR-L11	1.1	IK16	K16TT	IK16TT
B1500	1.5L-I4	UA	CARB, OHV, 8v	01/70	12/71	W16EP-U	0.8	IW16	W16TT	IW16TT
B1600	1.6L-I4	NA	CARB, SOHC, 8v	07/71	12/77	W20EP-U	0.8	IW20	W20TT	IW20TT
B1800	1.8L-I4	VC	CARB, SOHC, 8v	10/77	12/82	W16EP-U	0.8	IW16	W16TT	IW16TT
B2000	2.0L-I4	MA	CARB, SOHC, 8v	12/82	05/85	W16EP-U	0.8	IW16	W16TT	IW16TT
	2.0L-I4	FE	CARB, SOHC, 8v	01/85	07/88	W16EP-U	0.8	IW16	W16TT	IW16TT
B2200	2.2L-I4	F2	CARB, SOHC, 8v	01/88	11/91	W16EPR-U	0.8	IW16	W16TT	IW16TT
B2600	2.6L-I4	4G54B	CARB, SOHC, 8v	03/87	12/89	W16EP-U	0.8	IW16	W16TT	IW16TT

MODEL	ENGINE SIZE	ENGINE CODE	SPECIFICATION	FROM	TO	DENSO PRIMARY	GAP (mm)	IRIDIUM POWER	NICKEL TT	IRIDIUM TT (*INDICATES IRIIDIUM TOUGH)
MAZDA (CONT)										
B2600	2.6L-I4	G6	MPFI, SOHC, 12v	01/90	12/91	K20PR-U	0.8	IK20	K20TT	IK20TT
BONGO	1.0L-I4	PB	CARB, OHV, 8v	66	75	W20EP-U	0.8	IW20	W20TT	IW20TT
	1.4L-I4	UC	CARB, SOHC, 8v	84	90	W16EX-U	0.8	IW16	W16TT	IW16TT
	2.5L-V6	J5-D	EFI, DOHC, 24v, 119KW	06/95	08/02	K16PR-U11	1.1	IK16	K16TT	IK16TT
BRAVO B2200	2.2L-I4	F2	CARB, SOHC, 8v	11/91	02/93	W16EPR-U	0.8	IW16	W16TT	IW16TT
BRAVO B2600	2.6L-I4	G6	MPFI, SOHC, 12v	12/90	11/06	KJ16CR-L11	1.1	IK16	K16TT	IK16TT
BRAVO B4000	4.0L-V6	1V	MPFI, SOHC, 12v	10/05	11/06	IT16TT	1.0	IT16	-	IT16TT
CAPELLA	1.6L-I4	NA	CARB, SOHC, 8v	10/70	12/78	W20EP-U	0.8	IW20	W20TT	IW20TT
CAPELLA GC	1.8L-I4	F8	CARB, SOHC, 8v	82	87	W16EX-U11	1.1	IW16	W16TT	IW16TT
COSMO JC	2.0L-ROTARY3	20B	EFI, Rotary (L)(T)	90	92	IRE01-27	0.7	-	-	-
CX-3	2.0L-I4	PE-VPS	Direct Inj, DOHC VVT, 16v, 109KW	03/15	ON	IXEH22TT	1.0	-	-	IXEH22TT
CX-5	2.0L-I4	PE-VPS	MPFI, V-DOHC, 16v	02/12	ON	IXEH22TT	1.0	-	-	IXEH22TT
	2.5L-I4	PY-VPS	Direct Inj, DOHC VVT, 16v, 138KW	11/13	ON	IXEH22TT	1.0	-	-	IXEH22TT
CX-7	2.3L-I4	L3-VDT	MPFI, DOHC VVT, Turbo, 16v, 175KW	11/06	01/12	ITV20TT	1.0	ITV20	-	ITV20TT
	2.5L-I4	L5-VE	MPFI, V-DOHC, 16v	10/09	01/12	ITV16TT	1.0	ITV16	-	ITV16TT
CX-9	3.7L-V6	CA-MZI	MPFI, V-DOHC, 24v	12/07	ON	ITV20TT	1.0	ITV20	-	ITV20TT
E1300	1.3L-I4	TC	CARB, SOHC, 8v	05/78	12/80	W16EP-U	0.8	IW16	W16TT	IW16TT
E1400	1.4L-I4	UC	CARB, SOHC, 8v	01/80	07/86	W16EP-U	0.8	IW16	W16TT	IW16TT
	1.5L-I4	D5	CARB, SOHC, 8v, 47KW	06/84	07/86	W16EXR-U11	1.1	IW16	W16TT	IW16TT
E1600	1.6L-I4	NA	CARB, SOHC, 8v	05/78	12/83	W16EP-U	0.8	IW16	W16TT	IW16TT
E1800	1.8L-I4	F8	CARB, SOHC, 8v/12v	02/84	12/96	W16EP-U	0.8	IW16	W16TT	IW16TT
	1.8L-I4	F8	MPFI, SOHC, 8v/12v	02/03	07/06	K16PR-U11	1.1	IK16	K16TT	IK16TT
E2000	2.0L-I4	FE	CARB, SOHC, 8v	01/74	12/98	W16EP-U	0.8	IW16	W16TT	IW16TT
	2.0L-I4	FE	SOHC, 8v	01/99	07/06	K16PR-U11	1.1	IK16	K16TT	IK16TT
EUNOS 30X	1.8L-V6	K8	EFI, DOHC, 24v	11/92	12/96	K16PR-U11	1.1	IK16	K16TT	IK16TT
	1.8L-V6	K8	MPFI, DOHC, 24v	05/97	10/97	K20PR-U11	1.1	IK20	K20TT	IK20TT
EUNOS 500	2.0L-V6	KFZE	MPFI, DOHC, 24v	11/92	09/99	K20PR-U11	1.1	IK20	K20TT	IK20TT
EUNOS 800	2.5L-V6	KLZE	MPFI, DOHC, 24v, 149KW	03/94	05/96	K20PR-U11	1.1	IK20	K20TT	IK20TT

MODEL	ENGINE SIZE	ENGINE CODE	SPECIFICATION	FROM	TO	DENSO PRIMARY	GAP (mm)	IRIDIUM POWER	NICKEL TT	IRIDIUM TT (*INDICATES IRIIDIUM TOUGH)
MAZDA (CONT)										
EUNOS 800	2.3L-V6	KJ-ZEM	MILICYC, DOHC, 24v, 164KW	10/93	06/97	IK16TT	1.0	IK16	-	IK16TT
	2.3L-V6	KJ-ZEM	MPFI, DOHC, Supercharged, 24v	06/96	10/00	IK16TT	1.0	IK16	-	IK16TT
	2.5L-V6	KL-DE	MPFI, DOHC, 24v	06/96	10/98	KJ20CR-L11	1.1	IK20	K20TT	IK20TT
F1000	1.0L-I4	PB	CARB, OHV, 8v	01/70	12/78	W20EP-U	0.8	IW20	W20TT	IW20TT
FAMILIA BF	1.6L-I4	B6	EFI, DOHC, 16v	87	89	Q20PR-U11	1.1	IQ20	Q20TT	IQ20TT
FAMILIA BG GT-R	1.8L-I4	BPT	EFI, DOHC, Turbo, 16v, 156KW	01/92	05/94	IK20TT	1.0	IK20	-	IK20TT
FAMILIA BG GT-X	1.8L-I4	BPT	EFI, DOHC, Turbo, 16v, 134KW	08/89	05/94	K20PR-U11	1.1	IK20	K20TT	IK20TT
MAZDA 2	1.5L-I4	ZY	MPFI, V-DOHC, 16v	12/02	08/07	K16PR-U11	1.1	IK16	K16TT	IK16TT
	1.5L-I4	ZY	MPFI, V-DOHC, 16v	09/07	07/14	IK16TT	1.0	-	-	IK16TT
	1.5L-I4	P5	Direct Inj, DOHC VVT, 16v, 81KW	11/14	ON	IXEH22TT	1.0	-	-	IXEH22TT
MAZDA 3	2.0L-I4	LFDE	MPFI, DOHC, 16v (17.5mm Reach)	01/04	06/06	IT16TT	1.0	IT16	-	IT16TT
	2.0L-I4	LFDE	MPFI, DOHC, 16v (25mm Reach)	07/06	03/09	ITV16TT	1.0	ITV16	-	ITV16TT
	2.0L-I4	LFDE	MPFI, V-DOHC, 16v	04/09	13	ITV16TT	1.0	ITV16	-	ITV16TT
	2.0L-I4	PE-VPS	MPFI, V-DOHC, 16v	10/11	13	IXEH22TT	1.0	-	-	IXEH22TT
	2.0L-I4	LFVE	Direct Inj, DOHC VVT, 16v, 114KW	01/14	ON	ITV16TT	1.0	ITV16	-	ITV16TT
	2.3L-I4	L3DE	MPFI, DOHC, 16v (17.5mm Reach)	01/04	02/04	IT16TT	1.0	IT16	-	IT16TT
	2.3L-I4	L3DE	MPFI, DOHC, 16v (17.5mm Reach)	03/04	06/06	IT20TT	1.0	IT20	-	IT20TT
	2.3L-I4	L3DE	MPFI, DOHC, 16v (25mm Reach)	07/06	03/09	ITV16TT	1.0	ITV16	-	ITV16TT
	2.5L-I4	L5	MPFI, V-DOHC, 16v	04/09	13	ITV20TT	1.0	ITV20	-	ITV20TT
	2.5L-I4	L5	Direct Inj, DOHC VVT, 16v, 138KW	01/14	ON	IXEH22TT	1.0	-	-	IXEH22TT
MAZDA 3 (MPS)	2.3L-I4	L3-VDT	MPFI, DOHC VVT, Turbo, 16v, 190KW	06/06	13	ITV20TT	1.0	ITV20	-	ITV20TT
MAZDA 6	2.3L-I4	L3	MPFI, DOHC VVT, 16v, 122KW	08/02	04/07	IT20TT	1.0	IT20	-	IT20TT
	2.3L-I4	L3DE	MPFI, DOHC, 16v (17.5mm Reach)	08/02	06/05	IT20TT	1.0	IT20	-	IT20TT
	2.3L-I4	L3DE	MPFI, DOHC, 16v (25mm Reach)	06/05	01/08	ITV16TT	1.0	ITV16	-	ITV16TT
	2.5L-I4	L5	MPFI, V-DOHC, 16v	02/08	12	ITV16TT	1.0	ITV16	-	ITV16TT
	2.5L-I4	PY-VPS	Direct Inj, DOHC VVT, 16v, 138KW	12/12	ON	IXEH22TT	1.0	-	-	IXEH22TT
MAZDA 6 (MPS)	2.3L-I4	L3-VDT	MPFI, DOHC VVT, Turbo, 16v, 190KW	10/05	01/08	ITV20TT	1.0	ITV20	-	ITV20TT
MILLENNIA	2.3L-I4	KJ-ZEM	MPFI, DOHC, Supercharged, 24v	10/00	05/02	IK16TT	1.0	IK16	-	IK16TT

MODEL	ENGINE SIZE	ENGINE CODE	SPECIFICATION	FROM	TO	DENSO PRIMARY	GAP (mm)	IRIDIUM POWER	NICKEL TT	IRIDIUM TT (*INDICATES IRIIDIUM TOUGH)
MAZDA (CONT)										
MPV	2.0L-I4	FSDE	EFI, DOHC, 16v, 100KW	06/99	03/02	KJ16CR-L11	1.1	IK16	K16TT	IK16TT
	2.5L-V6	GY	MPFI, DOHC, 24v	08/99	06/02	IT20TT	1.0	IT20	-	IT20TT
	3.0L-V6	JE	MPFI, SOHC, 18v (to chassis LV10E1)	10/93	01/96	KJ16CR-L11	1.1	IK16	K16TT	IK16TT
	3.0L-V6	JE	MPFI, SOHC, 18v (from chassis LV10E2)	01/96	08/99	K16PR-U11	1.1	IK16	K16TT	IK16TT
	3.0L-V6	AJ	MPFI, DOHC, 24v	06/02	09/06	IT20TT	1.0	IT20	-	IT20TT
MX-5	1.6L-I4	B6ZE	MPFI, DOHC, 16v	10/89	11/93	K20PR-U11	1.1	IK20	K20TT	IK20TT
	1.8L-I4	BP	MPFI, DOHC, 16v	11/93	08/05	K16PR-U11	1.1	IK16	K16TT	IK16TT
	1.8L-I4	BPT	MPFI, V-DOHC, Turbo, 16v	03/04	08/05	IK16TT	1.0	-	-	IK16TT
	1.8L-I4	BPT	MPFI, V-DOHC, Turbo, 16v	01/02	12/03	K16PR-U11	1.1	IK16	K16TT	IK16TT
	2.0L-I4	LFDE	MPFI, DOHC, 16v	09/05	ON	ITV20TT	1.0	ITV20	-	ITV20TT
	1.5L-I4	P5-VPS	Direct Inj, DOHC VVT, 16v, 96 - 118KW	08/15	ON	IXEH22TT	1.0	-	-	IXEH22TT
MX-6	2.2L-I4	F2T	MPFI, SOHC, Turbo, 12v	10/87	10/91	QJ20CR11	1.1	IQ20	Q20TT	IQ20TT
	2.5L-I4	KL	MPFI, DOHC, 24v	11/91	09/97	KJ16CR-L11	1.1	IK16	K16TT	IK16TT
PREMACY	1.8L-I4	FP	MPFI, DOHC, 16v	02/01	05/02	K16PR-U11	1.1	IK16	K16TT	IK16TT
	2.0L-I4	FSDE	MPFI, DOHC, 16v (w/ check engine light)	04/02	06/03	K16PR-U11	1.1	IK16	K16TT	IK16TT
	2.0L-I4	FSDE	MPFI, DOHC, 16v (w/o check engine light)	04/02	06/03	KJ16CR-L11	1.1	IK16	K16TT	IK16TT
R100	1.0L-ROTARY2	10A	CARB, Rotary, (L)(T)	06/69	12/71	W22EBR	1.1	-	-	-
RX-3	1.3L-ROTARY2	10A/12A	CARB, Rotary, (L)(T)	03/72	06/77	W16EX-U	0.8	IW16	W16TT	IW16TT
RX-4	1.1L-ROTARY2	12A	CARB, Rotary, (L)(T)	04/73	04/76	W22EBR	1.1	-	-	-
RX-4	1.3L-ROTARY2	13B	CARB, Rotary, (L)(T)	04/73	06/79	W22EBR	1.1	-	-	-
RX-5	1.3L-ROTARY2	13B	CARB, Rotary, (L)(T)	07/76	06/79	W22EBR	1.1	-	-	-
RX-7 FB/SA	1.1L-ROTARY2	12A	CARB, Rotary, (L)(T)	03/79	12/83	IRE01-27	0.7	-	-	-
RX-7 FB/SA Series 3	1.1L-ROTARY2	12AT	CARB, Rotary, Turbo (L)(T)	84	86	IRE01-27	0.7	-	-	-
RX-7 FC	1.3L-ROTARY2	13B	MPFI, Rotary, (L)	02/86	12/88	IRE01-27	0.7	-	-	-
	1.3L-ROTARY2	13B	MPFI, Rotary, (T)	02/86	12/88	IRE01-31	0.7	-	-	-
	1.3L-ROTARY2	13BT	MPFI, Rotary, Turbo, (L)	06/86	12/88	IRE01-27	0.7	-	-	-
	1.3L-ROTARY2	13BT	MPFI, Rotary, Turbo, (T)	06/86	12/88	IRE01-31	0.7	-	-	-
	1.3L-ROTARY2	13B	MPFI, Rotary, (L)(T)	01/89	02/92	IRE01-27	0.7	-	-	-

MODEL	ENGINE SIZE	ENGINE CODE	SPECIFICATION	FROM	TO	DENSO PRIMARY	GAP (mm)	IRIDIUM POWER	NICKEL TT	IRIDIUM TT (*INDICATES IRIIDIUM TOUGH)
MAZDA (CONT)										
RX-7 FC	1.3L-ROTARY2	13BT	MPFI, Rotary, Turbo, (L)(T)	01/89	02/92	IRE01-27	0.7	-	-	-
RX-7 FD	1.3L-ROTARY2	13B REW	MPFI, Rotary, Twin Turbo, (L)(T)	03/92	02/99	IRE01-27	0.7	-	-	-
RX-8	1.3L-ROTARY2	13B MSP	MPFI, Rotary, (L)	07/03	ON	IRL01-27	1.1	-	-	-
	1.3L-ROTARY2	13B MSP	MPFI, Rotary, (T)	07/03	ON	IRT01-31	1.1	-	-	-
T2000	2.0L-I4	FE	EFI, SOHC, 12v	01	05	W20EPR-U	0.8	IW20	W20TT	IW20TT
T2600	2.6L-I4		CARB, SOHC	04/85	12/88	W16EX-U	0.8	IW16	W16TT	IW16TT
TRAVELLER	1.4L-I4	UC	CARB, SOHC	01/83	12/83	W16EX-U	0.8	IW16	W16TT	IW16TT
	1.6L-I4	NA	CARB, SOHC	01/83	05/84	W16EX-U	0.8	IW16	W16TT	IW16TT
	1.8L-I4		CARB, SOHC	06/84	12/87	W16EX-U	0.8	IW16	W16TT	IW16TT
	2.0L-I4		CARB, SOHC	08/86	03/88	W16EX-U	0.8	IW16	W16TT	IW16TT
TRIBUTE	2.0L-I4	YF	MPFI, DOHC, 16v	02/01	01/04	ITV16TT	1.0	ITV16	-	ITV16TT
	2.3L-I4	L3	MPFI, DOHC, 16v	01/04	06/06	IT16TT	1.0	IT16	-	IT16TT
	2.3L-I4	L3	MPFI, DOHC, 16v	07/06	01/08	ITV16TT	1.0	ITV16	-	ITV16TT
	3.0L-V6	AJ	MPFI, DOHC, 24v	02/01	01/08	IT16TT	1.0	IT16	-	IT16TT
MERCEDES BENZ										
180E W201	1.8L-I4	M102.910	MPFI, SOHC, 8v	10/91	03/94	T20EP-U	0.8	IT20	T20TT	IT20TT
190 W201	2.0L-I4	M102.924	CARB, SOHC, 8v, 77KW	85	90	T20EP-U	0.8	IT20	T20TT	IT20TT
190B/C/SL	1.9L-I4	M121	CARB, SOHC, 8v	05/60	01/66	W20FPR-U	0.7	IWF20	WF20TT	-
190E W201	1.8L-I4	M102.910	MPFI, SOHC, 8v	09/90	12/92	T20EP-U	0.8	IT20	T20TT	IT20TT
	2.0L-I4	M102.962	MPFI, SOHC, 8v	12/84	01/94	T20EP-U	0.8	IT20	T20TT	IT20TT
	2.3L-I4	M102.983	EFI, DOHC, 16v, 125KW	84	89	T22EP-U	0.8	IT22	-	-
	2.3L-I4	M102.985	EFI, SOHC, 8v, 97KW	09/90	12/92	T20EP-U	0.8	IT20	T20TT	IT20TT
	2.5L-I4	M102.990	EFI, SOHC, 16v, 150KW	88	90	T20EP-U	0.8	IT20	T20TT	IT20TT
	2.6L-I6	M103.942	MPFI, SOHC, 12v	06/87	03/91	T20EP-U	0.8	IT20	T20TT	IT20TT
200	2.0L-I4	M121 BIX	CARB, SOHC, 8v	02/66	12/68	W20EP-U	0.8	IW20	W20TT	IW20TT
200 W124	2.0L-I4	M102.922	CARB, SOHC, 8v, 80KW	85	90	T20EP-U	0.8	IT20	T20TT	IT20TT
200T W123	2.0L-I4	M102.920	CARB, SOHC, 8v, 80KW	81	86	T20EP-U	0.8	IT20	T20TT	IT20TT
220 W111	2.2L-I4	M115	CARB, SOHC, 8v	06/68	10/73	W20EP-U	0.8	IW20	W20TT	IW20TT

MODEL	ENGINE SIZE	ENGINE CODE	SPECIFICATION	FROM	TO	DENSO PRIMARY	GAP (mm)	IRIDIUM POWER	NICKEL TT	IRIDIUM TT (*INDICATES IRIIDIUM TOUGH)
MERCEDES BENZ (CONT)										
220E W124	2.2L-I4	M111.960	MPFI, DOHC, 16v	03/93	08/93	K20PR-U	0.8	IK20	K20TT	IK20TT
220SE W111	2.2L-I6	M127.982	MPFI, SOHC, 12v	02/60	01/66	W20FPR-U	0.7	IWF20	WF20TT	-
230 W114, W123	2.3L-I6	M180	CARB, SOHC, 12v	02/68	07/81	W20EP-U	0.8	IW20	W20TT	IW20TT
230 W123	2.3L-I4	M115.954	CARB, SOHC, 8v	76	85	W20EP-U	0.8	IW20	W20TT	IW20TT
230.4 W115	2.3L-I4	M115.951	CARB, SOHC, 8v	11/73	12/75	W20EP-U	0.8	IW20	W20TT	IW20TT
230.6 W114	2.3L-I6	M180	CARB, SOHC, 12v	11/73	11/76	W20EP-U	0.8	IW20	W20TT	IW20TT
230E W123, W124	2.3L-I4	M102.980	MPFI, SOHC, 8v	07/81	02/93	T20EP-U	0.8	IT20	T20TT	IT20TT
230GE W460	2.3L-I4	M102.987	MPFI, SOHC, 8v	05/86	12/89	T20EP-U	0.8	IT20	T20TT	IT20TT
230S/SL W110	2.3L-I6	M180	CARB, SOHC, 12v	02/66	05/68	W20FPR-U	0.7	IWF20	WF20TT	-
230TE W123, W124	2.3L-I4	M102.980	MPFI, SOHC, 8v	12/83	04/89	T20EP-U	0.8	IT20	T20TT	IT20TT
250 W123	2.5L-I6	M123.920	EFI, SOHC, 12v	77	81	W20EP-U	0.8	IW20	W20TT	IW20TT
	2.5L-I6	M123.921	EFI, SOHC, 12v	81	83	W20EP-U	0.8	IW20	W20TT	IW20TT
250/C	2.5L-I6	M114	CARB, SOHC, 12v	06/69	12/72	W20EP-U	0.8	IW20	W20TT	IW20TT
	2.8L-I6	M130	TWIN CARB, SOHC, 12v	01/73	12/76	W20EP-U	0.8	IW20	W20TT	IW20TT
250CE	2.5L-I6	M114	MPFI, SOHC, 12v	06/69	12/72	W20EP-U	0.8	IW20	W20TT	IW20TT
250S	2.5L-I6	M108/M114	CARB, SOHC, 12v	02/66	08/72	W20EP-U	0.8	IW20	W20TT	IW20TT
250SE/SL	2.5L-I6	M129	MPFI, SOHC, 12v	02/66	12/68	W20EPR-U	0.8	IW20	W20TT	IW20TT
260E W124	2.6L-I6	M103.940	MPFI, SOHC, 12v	08/88	03/91	T20EP-U	0.8	IT20	T20TT	IT20TT
260SE W126	2.6L-I6	M103.941	EFI, SOHC, 12v	86	88	T20EP-U	0.8	IT20	T20TT	IT20TT
280/C W114	2.8L-I6	M110.921	CARB, DOHC, 24v	10/72	12/76	W20EP-U	0.8	IW20	W20TT	IW20TT
280CE W123	2.7L-I6	M110.988	EFI, DOHC, 12v	81	85	W20EX-U	0.8	IW20	W20TT	IW20TT
280E W123	2.7L-I6	M110.988	EFI, DOHC, 12v	81	86	W20EX-U	0.8	IW20	W20TT	IW20TT
280E W124	2.8L-I6	M104.942	EFI, DOHC, 24v	92	95	Q20R-U	0.8	IQ20	Q20TT	IQ20TT
280E/CE W114, W123	2.8L-I6	M110.981	MPFI, DOHC, 24v	10/72	02/86	W20EP-U	0.8	IW20	W20TT	IW20TT
280S W116	2.7L-I6	M110.922	CARB, DOHC, 12v	73	80	W20EX-U	0.8	IW20	W20TT	IW20TT
280S/SL/SLC W108, W113	2.8L-I6	M130	CARB, SOHC, 12v	03/68	12/76	W20EP-U	0.8	IW20	W20TT	IW20TT
280SE W108	2.8L-I6	M130	MPFI, SOHC, 12v	03/68	12/71	W20EP-U	0.8	IW20	W20TT	IW20TT
	3.5L-V8	M116	MPFI, SOHC, 16v	12/69	05/73	W20EPR-U	0.8	IW20	W20TT	IW20TT

MODEL	ENGINE SIZE	ENGINE CODE	SPECIFICATION	FROM	TO	DENSO PRIMARY	GAP (mm)	IRIDIUM POWER	NICKEL TT	IRIDIUM TT (*INDICATES IRIIDIUM TOUGH)
MERCEDES BENZ (CONT)										
280SE W126	2.7L-16	M110.924	CARB, DOHC, 12v	80	81	W20EP-U	0.8	IW20	W20TT	IW20TT
	2.7L-16	M110.987	EFI, DOHC, 12v	80	81	W20EX-U	0.8	IW20	W20TT	IW20TT
	2.7L-16	M110.926	CARB, DOHC, 12v	81	86	W20EP-U	0.8	IW20	W20TT	IW20TT
	2.8L-16	M110.989	MPFI, DOHC, 24v	02/81	03/86	W20EP-U	0.8	IW20	W20TT	IW20TT
280SE/SEL W116	2.8L-16	M110.983/5	MPFI, DOHC, 24v	06/73	12/81	W20EP-U	0.8	IW20	W20TT	IW20TT
280SEL W108	2.8L-16	M130	MPFI, SOHC, 12v	05/68	12/73	W20EP-U	0.8	IW20	W20TT	IW20TT
	3.5L-V8	M116	MPFI, SOHC, 16v	01/71	12/73	W20EPR-U	0.8	IW20	W20TT	IW20TT
280SEL W126	2.7L-16	M110.987	EFI, DOHC, 12v	80	81	W20EP-U	0.8	IW20	W20TT	IW20TT
280SL R107	2.7L-16	M110.986	EFI, DOHC, 12v	76	81	W20EP-U	0.8	IW20	W20TT	IW20TT
	2.7L-16	M110.990	EFI, DOHC, 12v	81	86	W20EP-U	0.8	IW20	W20TT	IW20TT
280SLC R107	2.7L-16	M110.982	EFI, DOHC, 12v, 136KW	75	77	W20EP-U	0.8	IW20	W20TT	IW20TT
	2.7L-16	M110.986	EFI, DOHC, 12v, 136KW	78	81	W20EP-U	0.8	IW20	W20TT	IW20TT
280SLC W113	2.7L-16	M130.980	EFI, DOHC, 24v	67	71	W22EP-U	0.8	IW22	W22TT	VW22*
280TE S123	2.7L-16	M110.988	EFI, DOHC, 12v	81	85	W20EP-U	0.8	IW20	W20TT	IW20TT
	2.8L-16	M110.984	MPFI, DOHC, 24v	06/80	06/84	W20EP-U	0.8	IW20	W20TT	IW20TT
300CE W124	3.0L-16	M103.983	MPFI, SOHC, 12v	02/88	01/90	T16EPR-U	0.8	IT16	T16TT	IT16TT
	3.0L-16	M104.980	MPFI, V-DOHC, 24v	02/90	02/93	Q16-U	0.8	IQ16	Q16TT	IQ16TT
300E W124	2.6L-16	M103	MPFI, SOHC, 12v	03/91	02/93	T16EPR-U	0.8	IT16	T16TT	IT16TT
	2.8L-16	M104.942	MPFI, V-DOHC, 24v	03/93	08/93	K20PR-U	0.8	IK20	K20TT	IK20TT
	3.0L-16	M103.983	MPFI, SOHC, 12v	03/86	02/93	T20EP-U	0.8	IT20	T20TT	IT20TT
300E W124 24V	3.0L-16	M104.980	MPFI, V-DOHC, 24v	06/90	02/93	Q16-U	0.8	IQ16	Q16TT	IQ16TT
300E/SEL W126	3.0L-16	M103.981	MPFI, SOHC, 12v	04/86	03/92	T20EP-U	0.8	IT20	T20TT	IT20TT
	3.5L-V8	M116	MPFI, SOHC, 16v	68	76	W20EP-U	0.8	IW20	W20TT	IW20TT
	6.3L-V8	M100	MPFI, SOHC, 16v	68	76	W20EP-U	0.8	IW20	W20TT	IW20TT
300GE W463	3.0L-16	M103.987	EFI, SOHC, 12v	89	93	T20EP-U	0.8	IT20	T20TT	IT20TT
300SE W140	3.2L-16	M104.990	EFI, DOHC, 24v	91	93	Q20R-U	0.8	IQ20	Q20TT	IQ20TT
300SEL W109	2.8L-16	M130	EFI, SOHC, 12v	67	69	IW24	0.7	IW24	-	-
	3.0L-16	M189	EFI, SOHC, 12v	65	67	IW24	0.7	IW24	-	-

MODEL	ENGINE SIZE	ENGINE CODE	SPECIFICATION	FROM	TO	DENSO PRIMARY	GAP (mm)	IRIDIUM POWER	NICKEL TT	IRIDIUM TT (*INDICATES IRIIDIUM TOUGH)
MERCEDES BENZ (CONT)										
300SL R107	3.0L-I6	M103.982	EFI, SOHC, 12v	87	90	IT20TT	1.0	IT20	-	IT20TT
300SL R129	3.0L-I6	M104.984	EFI, DOHC, 24v	90	93	T20EP-U	0.8	IT20	T20TT	IT20TT
300TEW124	2.8L-I6	M104	MPFI, V-DOHC, 24v	85	92	T20EP-U	0.8	IT20	T20TT	IT20TT
	3.0L-I6	M103	MPFI, SOHC, 12v	85	93	T20EP-U	0.8	IT20	T20TT	IT20TT
320E/CEW124	3.2L-I6	M104.992	MPFI, V-DOHC, 24v	02/93	08/93	Q20R-U	0.8	IQ20	Q20TT	IQ20TT
320S W140	3.2L-I6	M104.990	EFI, DOHC, 24v	91	93	Q20R-U	0.8	IQ20	Q20TT	IQ20TT
350SE/SEL W116	3.5L-V8	M116	MPFI, SOHC, 16v	68	76	W20EP-U	0.8	IW20	W20TT	IW20TT
350SL R107	3.5L-V8	M116.982	EFI, SOHC, 16v	71	80	W20EX-U	0.8	IW20	W20TT	IW20TT
350SLC C107	3.5L-V8	M116.982	EFI, SOHC, 16v	73	81	W20EX-U	0.8	IW20	W20TT	IW20TT
380SE/SEC/SEL/SL W126	3.8L-V8	M116	MPFI, SOHC, 16v	81	86	W20EP-U	0.8	IW20	W20TT	IW20TT
380SL R107	3.8L-V8	M116.960	EFI, SOHC, 16v, 145KW	12/80	03/86	W20EPR-U	0.8	IW20	W20TT	IW20TT
400SE W140	4.2L-V8	M119.971	EFI, DOHC, 32v	91	93	Q20R-U	0.8	IQ20	Q20TT	IQ20TT
400SEL W140	4.2L-V8	M119.971	EFI, DOHC, 32v	91	93	Q20R-U	0.8	IQ20	Q20TT	IQ20TT
420SEL W126	4.2L-V8	M116.965	MPFI, SOHC, 16v	04/86	03/92	W20EP-U	0.8	IW20	W20TT	IW20TT
450SE/SEL/SL/SLC W116	4.5L-V8	M117	MPFI, SOHC, 16v	68	80	W20EP-U	0.8	IW20	W20TT	IW20TT
450SEL W116	6.8L-V8	M100.985	EFI, SOHC, 16v	76	80	W20EX-U	0.8	IW20	W20TT	IW20TT
450SL R107	4.5L-V8	M117.985	EFI, SOHC, 16v	74	80	W20EP-U	0.8	IW20	W20TT	IW20TT
450SLC C107	4.5L-V8	M117.982	EFI, SOHC, 16v	73	81	W20EX-U	0.8	IW20	W20TT	IW20TT
	4.5L-V8	M117.985	EFI, SOHC, 16v	73	81	W20EP-U	0.8	IW20	W20TT	IW20TT
500SE C126	5.0L-V8	M117.961	EFI, SOHC, 16v	81	85	W20EX-U	0.8	IW20	W20TT	IW20TT
500SE W126	5.0L-V8	M117.961	EFI, SOHC, 16v	81	91	W20EP-U	0.8	IW20	W20TT	IW20TT
	5.0L-V8	M117.965	EFI, SOHC, 16v	81	91	W20EP-U	0.8	IW20	W20TT	IW20TT
500SEC W126	5.0L-V8	M117.963	EFI, SOHC, 16v	82	90	W20EX-U	0.8	IW20	W20TT	IW20TT
500SEC/SEL/SL W140	5.0L-V8	M119.970	MPFI, V-DOHC, 32v	07/90	08/93	Q20R-U	0.8	IQ20	Q20TT	IQ20TT
500SEL W126	5.0L-V8	M117.963	EFI, SOHC, 16v	81	86	W20EX-U	0.8	IW20	W20TT	IW20TT
500SL R107	5.0L-V8	M117.964	EFI, SOHC, 16v	81	85	W20EX-U	0.8	IW20	W20TT	IW20TT
500SL R129	5.0L-V8	M119.960	EFI, DOHC, 32v	89	93	Q20R-U	0.8	IQ20	Q20TT	IQ20TT
560SEC/SEL/SLC W126	5.6L-V8	M117.968	MPFI, SOHC, 16v	86	91	W20EP-U	0.8	IW20	W20TT	IW20TT

MODEL	ENGINE SIZE	ENGINE CODE	SPECIFICATION	FROM	TO	DENSO PRIMARY	GAP (mm)	IRIDIUM POWER	NICKEL TT	IRIDIUM TT (*INDICATES IRIIDIUM TOUGH)
MERCEDES BENZ (CONT)										
560SL R107	5.5L-V8	M117.967	EFI, SOHC, 16v	86	90	W20EPR-U	0.8	IW20	W20TT	IW20TT
600 GRAND GROSSER	6.3L-V8	M100	EFI, SOHC, 12v, 185KW	63	78	W20EP-U	0.8	IW20	W20TT	IW20TT
600 GRAND PULLMAN	6.3L-V8	M100	EFI, SOHC, 12v, 185KW	63	78	W20EP-U	0.8	IW20	W20TT	IW20TT
600L/SL W140	6.0L-V12	M120	MPFI, DOHC, 48v	06/93	08/93	K20PR-U	0.8	IK20	K20TT	IK20TT
600SL R129	6.0L-V12	M120.981	MPFI, DOHC, 48v	92	94	Q20R-U	0.8	IQ20	Q20TT	IQ20TT
A140 W168	1.4L-I4	M166.940	MPFI, SOHC, 8v	02/00	06/01	K16TT	0.9	IK16	K16TT	IK16TT
A150 W169	1.5L-I4	M266.920	MPFI, SOHC, 8v	05/05	07/07	K20PR-U	0.8	IK20	K20TT	IK20TT
A160 W168	1.6L-I4	M166.960	MPFI, SOHC, 8v	10/98	04/05	K16TT	0.9	IK16	K16TT	IK16TT
A170 W169	1.7L-I4	M266.940	MPFI, SOHC, 8v	05/05	06/10	K20PR-U	0.8	IK20	K20TT	IK20TT
A180 W169	1.7L-I4	M266.940	MPFI, SOHC, 8v, 85KW	09	ON	K20PR-U	0.8	IK20	K20TT	IK20TT
A180 W176	1.6L-I4	M270.910	Direct Inj, DOHC VVT, Turbo, 16v, 90KW	01/13	ON	DEALER SALES	-	-	-	-
A190 W168	1.9L-I4	M166.990	MPFI, SOHC, 8v	09/99	04/05	K16TT	0.9	IK16	K16TT	IK16TT
A200 W169	2.0L-I4	M266.960	MPFI, SOHC, 8v	05/05	06/10	K20PR-U	0.8	IK20	K20TT	IK20TT
	2.0L-I4	M266.980	MPFI, SOHC, Turbo, 8v	12/05	06/10	K20PR-U	0.8	IK20	K20TT	IK20TT
A200 W176	1.6L-I4	M270.910	Direct Inj, DOHC VVT, Turbo, 16v, 115KW	01/13	ON	DEALER SALES	-	-	-	-
A250 W176	2.0L-I4	M270.920	Direct Inj, DOHC VVT, Turbo, 16v, 155KW	01/13	ON	DEALER SALES	-	-	-	-
A250 W176 SPORT	2.0L-I4	M270.920	Direct Inj, DOHC VVT, Turbo, 16v, 155KW	01/13	01/16	DEALER SALES	-	-	-	-
A45 W176 AMG	2.0L-I4	M133.980	Direct Inj, DOHC VVT, Turbo, 16v, 265KW	07/13	ON	DEALER SALES	-	-	-	-
B180 W245	1.7L-I4	M266.940	MPFI, SOHC, 8v, 85KW	03/10	03/12	K20PR-U	0.8	IK20	K20TT	IK20TT
B180 W246	1.6L-I4	M270.910	Direct Inj, DOHC VVT, Turbo, 16v, 90KW	04/12	ON	DEALER SALES	-	-	-	-
B200 W245	2.0L-I4	M266.960	MPFI, SOHC, 8v	11/05	03/12	K20PR-U	0.8	IK20	K20TT	IK20TT
	2.0L-I4	M266.980	MPFI, SOHC, Turbo, 8v	11/05	ON	K20PR-U	0.8	IK20	K20TT	IK20TT
B200 W246	1.6L-I4	M270.910	Direct Inj, DOHC VVT, Turbo, 16v, 115KW	04/12	ON	DEALER SALES	-	-	-	-
B250 W246	2.0L-I4	M270.920	Direct Inj, DOHC VVT, Turbo, 16v, 155KW	10/12	ON	DEALER SALES	-	-	-	-
C180 W202	1.8L-I4	M111.920	MPFI, DOHC, 16v	02/94	01/96	K20PR-U	0.8	IK20	K20TT	IK20TT
	1.8L-I4	M111.920	MPFI, DOHC, 16v	02/97	10/00	K16TT	0.9	IK16	K16TT	IK16TT
C180 W203	2.0L-I4	M111.951	MPFI, DOHC, 16v	11/00	09/02	IK20TT	1.0	IK20	-	IK20TT
C180 W203 KOMPRESSOR	1.8L-I4	M271.946	MPFI, V-DOHC, Supercharged, 16v	10/02	06/08	IKH20TT	1.0	IKH20	-	IKH20TT

MODEL	ENGINE SIZE	ENGINE CODE	SPECIFICATION	FROM	TO	DENSO PRIMARY	GAP (mm)	IRIDIUM POWER	NICKEL TT	IRIDIUM TT (*INDICATES IRIIDIUM TOUGH)
MERCEDES BENZ (CONT)										
C180 W204	1.6L-I4	M274.910	Direct Inj, DOHC VVT, Turbo, 16v, 115KW	07/11	ON	IXUH22	0.9	IXUH22	-	VXUH22*
C200 W202	2.0L-I4	M111.941	MPFI, DOHC, 16v, 100KW	94	98	Q20R-U	0.8	IQ20	Q20TT	IQ20TT
	2.0L-I4	M111.945	MPFI, DOHC, 16v	01/96	07/97	K20PR-U	0.8	IK20	K20TT	IK20TT
	2.0L-I4	M111.945	MPFI, DOHC, 16v	08/97	10/00	K16TT	0.9	IK16	K16TT	IK16TT
C200 W202 KOMPRESSOR	2.0L-I4	M111.956	MPFI, DOHC VVT, Supercharged, 16v, 120KW	00	01	IK20TT	1.0	IK20	-	IK20TT
C200 W203 KOMPRESSOR	1.8L-I4	M271.940	MPFI, V-DOHC, Supercharged, 16v	10/02	06/08	IKH20TT	1.0	IKH20	-	IKH20TT
	2.0L-I4	M111.955	MPFI, DOHC, Supercharged, 16v	11/00	09/02	IK20TT	1.0	IK20	-	IK20TT
C200 W204	1.8L-I4	M271.860	MPFI, DOHC VVT, Turbo, 16v, 135KW	03/10	ON	IXUH22	0.9	IXUH22	-	VXUH22*
C200 W204 KOMPRESSOR	1.8L-I4	M271.950	MPFI, V-DOHC, Supercharged, 16v	07/07	02/10	IXUH22	0.9	IXUH22	-	VXUH22*
C220 W202	2.2L-I4	M111.961	MPFI, DOHC, 16v	02/94	11/96	K20PR-U	0.8	IK20	K20TT	IK20TT
C230 KOMPRESSOR	1.8L-I4	M271.948	MPFI, V-DOHC, Supercharged, 16v	10/02	08/05	IKH20TT	1.0	IKH20	-	IKH20TT
C230 W202	2.3L-I4	M111.974	MPFI, DOHC, 16v	11/96	08/97	Q20R-U	0.8	IQ20	Q20TT	IQ20TT
C230 W203	2.5L-V6	M272.920	MPFI, DOHC, 24v	09/05	01/08	IXUH22	0.9	IXUH22	-	VXUH22*
C230K W202	2.3L-I4	M111.975	EFI, DOHC, Supercharged, 16v, 143KW	96	97	K20PBR-S10	1.0	IK20	K20TT	IK20TT
C240 W202	2.4L-V6	M112.910	MPFI, SOHC, 18v (Twin Spark Plug)	09/97	10/00	IK16TT	1.0	IK16	-	IK16TT
C240 W203	2.6L-V6	M112.912	MPFI, SOHC, 18v (Twin Spark Plug)	11/00	08/05	IK16TT	1.0	IK16	-	IK16TT
C250 W204	1.8L-I4	M271.860	MPFI, DOHC VVT, Turbo, 16v, 150KW	01/10	ON	IXUH22	0.9	IXUH22	-	VXUH22*
C280 W202	2.8L-I6	M104.941	MPFI, V-DOHC, 24v	02/94	09/97	K20PR-U	0.8	IK20	K20TT	IK20TT
	2.8L-V6	M112.920	MPFI, SOHC, 18v (Twin Spark Plug)	09/97	10/00	IK16TT	1.0	IK16	-	IK16TT
C280 W204	3.0L-V6	M272.947	MPFI, DOHC, 24v	07/07	10/09	IXUH22	0.9	IXUH22	-	VXUH22*
C300 W204	3.0L-V6	M272.947	MPFI, DOHC VVT, 24v, 170KW	11/09	05/11	IXUH22	0.9	IXUH22	-	VXUH22*
	3.5L-V6	M272.957	MPFI, DOHC VVT, 24v, 185KW	06/11	07/14	IXUH22	0.9	IXUH22	-	VXUH22*
C32 W203 AMG KOMPRESSOR	3.2L-V6	M112.961	MPFI, SOHC, Supercharged, 18v	11/01	08/04	IK20TT	1.0	IK20	-	IK20TT
C320 W203	3.2L-V6	M112.946	MPFI, SOHC, 18v (Twin Spark Plug)	11/00	08/05	IK16TT	1.0	IK16	-	IK16TT
C350 W203	3.5L-V6	M272.960	MPFI, DOHC, 24v	09/05	06/07	IK16TT	1.0	IK16	-	IK16TT
C36 W202 AMG	3.6L-I6	M104	MPFI, DOHC, 24v	10/95	07/97	K20TXR	1.0	IK20	K20TT	IK20TT
C43, C43T W202 AMG	4.3L-V8	M113.944	MPFI, SOHC, 24v (Twin Spark Plug)	04/98	11/00	IK16TT	1.0	IK16	-	IK16TT
C55 W203 AMG	5.5L-V8	M113.986	MPFI, SOHC, 24v (Twin Spark Plug)	09/04	06/07	IK16TT	1.0	IK16	-	IK16TT

MODEL	ENGINE SIZE	ENGINE CODE	SPECIFICATION	FROM	TO	DENSO PRIMARY	GAP (mm)	IRIDIUM POWER	NICKEL TT	IRIDIUM TT (*INDICATES IRIIDIUM TOUGH)
MERCEDES BENZ (CONT)										
C63 W204 AMG	6.2L-V8	M156.985	MPFI, V-DOHC, 32v	02/08	ON	IXEH22TT	1.0	-	-	IXEH22TT
CL500 C140	5.0L-V8	M119.970	MPFI, DOHC, 32v	11/96	07/98	IK16TT	1.0	IK16	-	IK16TT
CL500 C215	5.0L-V8	M113.960	MPFI, SOHC, 24v (Twin Spark Plug)	03/00	03/07	IK16TT	1.0	IK16	-	IK16TT
CL55 W215 AMG	5.5L-V8	M113.986	MPFI, SOHC, 24v (Twin Spark Plug)	07/01	02/03	IK16TT	1.0	IK16	-	IK16TT
	5.5L-V8	M113.991	MPFI, SOHC, Supercharged, 24v (Twin Spark Plug)	03/03	03/07	IKH20TT	1.0	IKH20	-	IKH20TT
CL600 C140	6.0L-V12	M120.982	MPFI, DOHC, 48v	06/96	99	Q20R-U	0.8	IQ20	Q20TT	IQ20TT
CL600 C215	5.5L-V12	M275.950	MPFI, SOHC, Turbo, 36v	03/03	03/07	IK20TT	1.0	-	-	IK20TT
CL600 C215	5.8L-V12	M137.970	MPFI, SOHC, 36v	03/00	02/03	IK16TT	1.0	IK16	-	IK16TT
CL600 C216	5.5L-V12	M275.953	MPFI, SOHC, Twin Turbo, 36v, 380KW	08/07	10/10	IK20TT	1.0	-	-	IK20TT
CL63 C216 AMG	6.2L-V8	M156.984	MPFI, V-DOHC, 32v	04/07	10/10	IXEH22TT	1.0	-	-	IXEH22TT
CL65 C215 AMG	6.0L-V12	M275.980	MPFI, SOHC, Twin Turbo, 36v (Twin Spark Plug)	10/04	03/07	IK20TT	1.0	-	-	IK20TT
CL65 C216 AMG	6.0L-V12	M275.982	MPFI, SOHC, Twin Turbo, 36v, 450KW	10/07	10/10	IK20TT	1.0	-	-	IK20TT
CLA200 C117	1.6L-I4	M270.910	Direct Inj, DOHC VVT, Turbo, 16v, 115KW	08/13	ON	DEALER SALES	-	-	-	-
CLA250 C117	2.0L-I4	M270.920	Direct Inj, DOHC VVT, Turbo, 16v, 155KW	08/13	ON	DEALER SALES	-	-	-	-
CLA45 C117 AMG	2.0L-I4	M133.980	Direct Inj, DOHC VVT, Turbo, 16v, 265KW	08/13	ON	DEALER SALES	-	-	-	-
CLC200 CL203 KOMPRESSOR	1.8L-I4	M271.957	MPFI, DOHC VVT, Supercharged, 16v, 135KW	08/08	ON	IXUH22	0.9	IXUH22	-	VXUH22*
CLK200 C208	2.0L-I4	M111.945	MPFI, DOHC, 16v	10/97	10/00	K16TT	0.9	IK16	K16TT	IK16TT
CLK200 C208 KOMPRESSOR	2.0L-I4	M111.956	MPFI, DOHC, Supercharged, 16v	10/00	01/04	IK20TT	1.0	IK20	-	IK20TT
CLK200 C209 KOMPRESSOR	1.8L-I4	M271.940	MPFI, V-DOHC, Supercharged, 16v	10/04	07/07	IKH20TT	1.0	IKH20	-	IKH20TT
CLK200K A209	1.8L-I4	M271.955	MPFI, DOHC VVT, Supercharged, 16v, 135KW	08/07	02/10	IXUH22	0.9	IXUH22	-	VXUH22*
CLK200K C209	1.8L-I4	M271.955	MPFI, DOHC VVT, Supercharged, 16v, 135KW	08/07	06/10	IXUH22	0.9	IXUH22	-	VXUH22*
CLK230 C208 KOMPRESSOR	2.3L-I4	M111.975	MPFI, DOHC, Supercharged, 16v	10/97	10/00	K20PBR-S10	1.0	IK20	K20TT	IK20TT
	2.3L-I4	M111.982	MPFI, DOHC, Supercharged, 16v	10/00	03/04	IK20TT	1.0	IK20	-	IK20TT
CLK240 C209	2.6L-V6	M112.912	MPFI, SOHC, 18v (Twin Spark Plug)	11/02	08/05	IK16TT	1.0	IK16	-	IK16TT
CLK280 C209	3.0L-V6	M272.940	MPFI, V-DOHC, 24v	09/05	06/10	IXUH22	0.9	IXUH22	-	VXUH22*
CLK320 A209	3.2L-V6	M112.955	MPFI, SOHC, 18v, 160KW	06/03	08/05	IK16TT	1.0	IK16	-	IK16TT
CLK320 C208, C209	3.2L-V6	M112.940	MPFI, SOHC, 18v (Twin Spark Plug)	98	ON	IK16TT	1.0	IK16	-	IK16TT
CLK320 C209	3.2L-V6	M112.955	MPFI, SOHC, 18v, 160KW	06/02	08/05	IK16TT	1.0	IK16	-	IK16TT

MODEL	ENGINE SIZE	ENGINE CODE	SPECIFICATION	FROM	TO	DENSO PRIMARY	GAP (mm)	IRIDIUM POWER	NICKEL TT	IRIDIUM TT (*INDICATES IRIIDIUM TOUGH)
MERCEDES BENZ (CONT)										
CLK350 C209	3.5L-V6	M272.960	MPFI, V-DOHC, 24v	09/05	02/10	IXUH22	0.9	IXUH22	-	VXUH22*
CLK430 C208	4.3L-V8	M113.943	MPFI, SOHC, 24v (Twin Spark Plug)	11/99	05/03	IK16TT	1.0	IK16	-	IK16TT
CLK500 A209	5.5L-V8	M273.967	MPFI, DOHC, 32v, 285KW	09/06	02/10	IXUH22	0.9	IXUH22	-	VXUH22*
CLK500 C209	5.0L-V8	M113.968	MPFI, SOHC, 24v (Twin Spark Plug)	06/02	08/06	IK16TT	1.0	IK16	-	IK16TT
	5.5L-V8	M273.967	MPFI, DOHC, 32v, 285KW	09/06	06/09	IXUH22	0.9	IXUH22	-	VXUH22*
CLK55 C208 AMG	5.4L-V8	M113.984	MPFI, SOHC, 24v, 255KW (Twin Spark Plug)	11/99	07/02	IK16TT	1.0	IK16	-	IK16TT
CLK55 C209 AMG	5.4L-V8	M113.987	MPFI, SOHC, 24v, 270KW (Twin Spark Plug)	11/02	08/06	IK20TT	1.0	IK20	-	IK20TT
CLK63 C209 AMG	6.2L-V8	M156.982	MPFI, V-DOHC, 32v	09/06	06/10	IXEH22TT	1.0	-	-	IXEH22TT
CLS350 C219	3.5L-V6	M272.694	MPFI, V-DOHC, 24v	06/05	05/11	IXUH22	0.9	IXUH22	-	VXUH22*
CLS500 C219	5.0L-V8	M113.967	MPFI, SOHC, 24v (Twin Spark Plug)	06/05	05/08	IK16TT	1.0	IK16	-	IK16TT
	5.5L-V8	M273.960	MPFI, DOHC VVT, 32v, 285KW	06	05/11	IXUH22	0.9	IXUH22	-	VXUH22*
CLS55 C219 AMG	5.4L-V8	M113.990	MPFI, SOHC, Supercharged, 24v (Twin Spark Plug)	06/05	09/06	IKH20TT	1.0	IKH20	-	IKH20TT
CLS63 C219 AMG	6.2L-V8	M156.983	MPFI, V-DOHC, 32v	10/06	05/11	IXEH22TT	1.0	-	-	IXEH22TT
E200 W124	2.0L-I4	M111.940	MPFI, DOHC, 16v	93	96	Q20R-U	0.8	IQ20	Q20TT	IQ20TT
E200 W210	2.0L-I4	M111.942	MPFI, DOHC, 16v	95	00	K16TT	0.9	IK16	K16TT	IK16TT
E200 W210 KOMPRESSOR	2.0L-I4	M111.957	MPFI, DOHC, Supercharged, 16v	08/00	08/02	IK20TT	1.0	IK20	-	IK20TT
E200 W211 KOMPRESSOR	1.8L-I4	M271.941	MPFI, V-DOHC, Supercharged, 16v	09/04	09/06	IKH20TT	1.0	IKH20	-	IKH20TT
E200 W212	1.8L-I4	M271.860	MPFI, DOHC VVT, Turbo, 16v, 135KW	06/12	05/13	IXUH22	0.9	IXUH22	-	VXUH22*
E200K W211	1.8L-I4	M271.956	MPFI, DOHC VVT, Supercharged, 16v, 135KW	10/06	09/09	IXUH22	0.9	IXUH22	-	VXUH22*
E220 W124	2.2L-I4	M111.960	MPFI, DOHC, 16v	06/93	07/97	Q20R-U	0.8	IQ20	Q20TT	IQ20TT
E230 W210	2.3L-I4	M111.970	MPFI, DOHC, 16v	02/96	05/98	Q20R-U	0.8	IQ20	Q20TT	IQ20TT
E240 S210	2.4L-V6	M112.914	MPFI, SOHC, 18v, 125KW	11/99	08/02	IK16TT	1.0	IK16	-	IK16TT
E240 W210	2.4L-V6	M112.910	MPFI, SOHC, 18v (Twin Spark Plug)	01/98	08/02	IK16TT	1.0	IK16	-	IK16TT
E240 W211	2.6L-V6	M112.913	MPFI, SOHC, 18v (Twin Spark Plug)	08/02	08/05	IK16TT	1.0	IK16	-	IK16TT
E240T S210	2.4L-V6	M112.911	MPFI, SOHC, 18v, 125KW	01/98	12/99	IK16TT	1.0	IK16	-	IK16TT
E250 A207 CGI	1.8L-I4	M271.860	MPFI, DOHC VVT, Turbo, 16v, 150KW	05/10	05/13	IXUH22	0.9	IXUH22	-	VXUH22*
E250 C207 CGI	1.8L-I4	M271.860	MPFI, DOHC VVT, Turbo, 16v, 150KW	10/09	05/13	IXUH22	0.9	IXUH22	-	VXUH22*
E250 W212 CGI	1.8L-I4	M271.860	MPFI, DOHC VVT, Turbo, 16v, 150KW	10/09	05/13	IXUH22	0.9	IXUH22	-	VXUH22*

MODEL	ENGINE SIZE	ENGINE CODE	SPECIFICATION	FROM	TO	DENSO PRIMARY	GAP (mm)	IRIDIUM POWER	NICKEL TT	IRIDIUM TT (*INDICATES IRIIDIUM TOUGH)
MERCEDES BENZ (CONT)										
E280 W124	2.8L-I6	M104.942	MPFI, DOHC, 24v	09/93	02/96	Q20R-U	0.8	IQ20	Q20TT	IQ20TT
E280 W210	2.8L-I6	M104.945	MPFI, DOHC, 24v	96	97	Q16-U	0.8	IQ16	Q16TT	IQ16TT
	2.8L-V6	M112.921	MPFI, SOHC, 18v (Twin Spark Plug)	09/98	03/01	IK16TT	1.0	IK16	-	IK16TT
E280 W211	3.0L-V6	M272.943	MPFI, V-DOHC, 24v	09/05	09/09	IXUH22	0.9	IXUH22	-	VXUH22*
E320 W124	3.2L-I6	M104.992	MPFI, DOHC, 24v	09/93	02/96	Q20R-U	0.8	IQ20	Q20TT	IQ20TT
E320 W210	3.2L-I6	M104.995	MPFI, DOHC, 24v	02/96	06/97	Q20R-U	0.8	IQ20	Q20TT	IQ20TT
	3.2L-V6	M112.941	MPFI, SOHC, 18v (Twin Spark Plug)	08/97	08/02	IK16TT	1.0	IK16	-	IK16TT
E320 W211	3.2L-V6	M112.949	MPFI, SOHC, 18v (Twin Spark Plug)	08/02	01/05	IK16TT	1.0	IK16	-	IK16TT
E320C, E320CA W124	3.2L-I6	M104.992	MPFI, DOHC, 24v	09/93	10/94	Q20R-U	0.8	IQ20	Q20TT	IQ20TT
E320T W210	3.2L-V6	M112.941	MPFI, SOHC, 18v (Twin Spark Plug)	06/97	12/99	IK16TT	1.0	IK16	-	IK16TT
E350 C207	3.5L-V6	M272.961	Direct Inj, DOHC VVT, 24v, 200KW	07/09	02/11	IXUH22	0.9	IXUH22	-	VXUH22*
E350 W211	3.5L-V6	M272.964	MPFI, V-DOHC, 24v	03/05	09/09	IXUH22	0.9	IXUH22	-	VXUH22*
E350 W212	3.5L-V6	M272.980	Direct Inj, DOHC VVT, 24v, 215KW	07/09	02/11	IXUH22	0.9	IXUH22	-	VXUH22*
E430 W210	4.3L-V8	M113.940	MPFI, SOHC, 24v (Twin Spark Plug)	01/98	08/02	IK16TT	1.0	IK16	-	IK16TT
E500 S211	5.5L-V8	M273.960	MPFI, DOHC, 32v, 285KW	10/06	09/09	IXUH22I	0.9	IXUH22I	-	VXUH22I*
E500 W211	5.0L-V8	M113.967	MPFI, SOHC, 24v (Twin Spark Plug)	08/02	09/06	IK16TT	1.0	IK16	-	IK16TT
	5.5L-V8	M273.960	MPFI, DOHC, 32v, 285KW	10/06	09/09	IXUH22	0.9	IXUH22	-	VXUH22*
E500 W212	5.5L-V8	M273.971	MPFI, DOHC VVT, 32v, 285KW	07/09	01/11	IXUH22	0.9	IXUH22	-	VXUH22*
E55 W210 AMG	5.4L-V8	M113.980	MPFI, SOHC, 24v (Twin Spark Plug)	04/98	08/02	IK16TT	1.0	IK16	-	IK16TT
E55 W211 AMG	5.4L-V8	M113.990	MPFI, SOHC, Supercharged, 24v (Twin Spark Plug)	11/02	09/06	IKH20TT	1.0	IKH20	-	IKH20TT
E63 W211 AMG	6.3L-V8	M156.983/5	MPFI, SOHC, 24v, 378KW	10/06	ON	IXEH22TT	1.0	-	-	IXEH22TT
E63 W212 AMG	5.5L-V8	M157.981	MPFI, DOHC VVT, Turbo, 32v, 386KW	12/11	05/13	IXEH22TT	1.0	-	-	IXEH22TT
	6.2L-V8	M156.985	MPFI, DOHC VVT, 32v, 386KW	12/09	01/12	IXEH22TT	1.0	-	-	IXEH22TT
G55 W463 AMG	5.4L-V8	M113.993	MPFI, SOHC, Supercharged, 24v, 373KW	02/11	05/13	IKH20TT	1.0	IKH20	-	IKH20TT
GL500 X164	5.5L-V8	M273.963	MPFI, DOHC VVT, 32v, 285KW	11/06	04/13	IXUH22	0.9	IXUH22	-	VXUH22*
GLA250 X156 4MATIC	2.0L-I4	M270.920	Direct Inj, DOHC VVT, Turbo, 16v, 155KW	04/14	ON	DEALER SALES	-	-	-	-
GLA45 X156 AMG 4MATIC	2.0L-I4	M133.980	Direct Inj, DOHC VVT, Turbo, 16v, 265KW	04/14	ON	DEALER SALES	-	-	-	-
GLC250 X253	2.0L-I4	M270.920	Direct Inj, DOHC VVT, Turbo, 16v, 155KW	11/15	ON	DEALER SALES	-	-	-	-

MODEL	ENGINE SIZE	ENGINE CODE	SPECIFICATION	FROM	TO	DENSO PRIMARY	GAP (mm)	IRIDIUM POWER	NICKEL TT	IRIDIUM TT (*INDICATES IRIIDIUM TOUGH)
MERCEDES BENZ (CONT)										
MB100 661	2.3L-I4	M161.971	MPFI, DOHC, 16v, 90KW	11/99	01/05	Q16-U	0.8	IQ16	Q16TT	IQ16TT
MB140 661	2.3L-I4	M161.971	MPFI, DOHC, 16v, 90KW	11/99	01/05	Q16-U	0.8	IQ16	Q16TT	IQ16TT
ML320 W163	3.2L-V6	M112.942	MPFI, SOHC, 18v (Twin Spark Plug)	09/98	04/03	IK16TT	1.0	IK16	-	IK16TT
ML350 W163	3.7L-V6	M112.970	MPFI, SOHC, 18v (Twin Spark Plug)	05/03	08/05	IK16TT	1.0	IK16	-	IK16TT
ML350 W164	3.5L-V6	M272.967	MPFI, V-DOHC, 24v	09/05	ON	IXUH22	0.9	IXUH22	-	VXUH22*
ML430 W163	4.3L-V8	M113.942	MPFI, SOHC, 24v (Twin Spark Plug)	03/99	10/01	IK16TT	1.0	IK16	-	IK16TT
ML500 W163,W164	5.0L-V8	M113.964/5	MPFI, SOHC, 24v (Twin Spark Plug)	11/01	10/07	IK16TT	1.0	IK16	-	IK16TT
ML500 W164	5.5L-V8	M273.963	MPFI, DOHC VVT, 32v, 285KW	11/07	03/12	IXUH22	0.9	IXUH22	-	VXUH22*
ML55 W163 AMG	5.4L-V8	M113.981	MPFI, SOHC, 24v (Twin Spark Plug)	01/01	08/05	IK16TT	1.0	IK16	-	IK16TT
ML63 W164 AMG	6.2L-V8	M156.980	MPFI, SOHC, 32v	10/06	ON	IXEH22TT	1.0	-	-	IXEH22TT
R350 W251	3.5L-V6	M272.967	MPFI, V-DOHC, 24v	04/06	ON	IXUH22	0.9	IXUH22	-	VXUH22*
R500 W251	5.0L-V8	M113.971	MPFI, SOHC, 24v, 225KW	04/06	09/07	IK16TT	1.0	IK16	-	IK16TT
R500L W251	5.0L-V8	M113.971	MPFI, SOHC, 24v, 225KW	04/06	10/07	IK16TT	1.0	IK16	-	IK16TT
	5.5L-V8	M273.963	MPFI, DOHC VVT, 24v, 285KW	10/07	06/10	IXUH22I	0.9	IXUH22I	-	VXUH22I*
S280 W140	2.8L-I6	M104.944	MPFI, DOHC, 24v	10/95	04/99	Q20R-U	0.8	IQ20	Q20TT	IQ20TT
S280 W220	2.8L-V6	M112.922	MPFI, SOHC, 18v	99	02	IK16TT	1.0	IK16	-	IK16TT
S320 W140	3.2L-I6	M104.990	MPFI, DOHC, 24v, 170KW	09/93	04/99	Q20R-U	0.8	IQ20	Q20TT	IQ20TT
	3.2L-I6	M104.995	MPFI, DOHC, 24v	09/93	04/99	Q20R-U	0.8	IQ20	Q20TT	IQ20TT
S320 W210	3.2L-V6	M112.941	MPFI, SOHC, 18v (Twin Spark Plug)	04/99	08/02	IK16TT	1.0	IK16	-	IK16TT
S320 W220	3.2L-V6	M112.944	MPFI, SOHC, 18v, 173KW	04/99	08/02	IK16TT	1.0	IK16	-	IK16TT
S320L W140	3.2L-I6	M104.990	MPFI, DOHC, 24v, 170KW	09/93	04/99	Q20R-U	0.8	IQ20	Q20TT	IQ20TT
S320L W220	3.2L-V6	M112.944	MPFI, SOHC, 18v, 173KW	04/99	08/02	IK16TT	1.0	IK16	-	IK16TT
S350 W220	3.7L-V6	M112.972	MPFI, SOHC, 18v (Twin Spark Plug)	03/03	02/06	IK16TT	1.0	IK16	-	IK16TT
S350 W221	3.5L-V6	M272.965	MPFI, V-DOHC, 24v	03/06	ON	IXUH22	0.9	IXUH22	-	VXUH22*
S420 W140	4.2L-V8	M119.971	MPFI, DOHC, 32v	09/93	04/99	Q20R-U	0.8	IQ20	Q20TT	IQ20TT
S430 W220	4.3L-V8	M113.941	MPFI, SOHC, 24v (Twin Spark Plug)	04/99	02/06	IK16TT	1.0	IK16	-	IK16TT
S450 W221	4.7L-V8	M273.922	MPFI, DOHC VVT, 32v, 250KW	05	07	IXUH22I	0.9	IXUH22I	-	VXUH22I*
S500 W221	5.5L-V8	M273.961	MPFI, V-DOHC, 32v	02/06	01/11	IXUH22	0.9	IXUH22	-	VXUH22*

MODEL	ENGINE SIZE	ENGINE CODE	SPECIFICATION	FROM	TO	DENSO PRIMARY	GAP (mm)	IRIDIUM POWER	NICKEL TT	IRIDIUM TT (*INDICATES IRIIDIUM TOUGH)
MERCEDES BENZ (CONT)										
S500C/L W140	5.0L-V8	M119.970	MPFI, DOHC, 32v	09/93	04/99	Q20R-U	0.8	IQ20	Q20TT	IQ20TT
S500L W220	5.0L-V8	M113.960	MPFI, SOHC, 24v (Twin Spark Plug)	04/99	02/06	IK16TT	1.0	IK16	-	IK16TT
S500L W221	5.5L-V8	M273.961	MPFI, V-DOHC, 32v	02/06	01/11	IXUH22	0.9	IXUH22	-	VXUH22*
S55 W220 AMG KOMPRESSOR	5.4L-V8	M113.995	MPFI, SOHC, Supercharged, 24v (Twin Spark Plug)	03/03	02/06	IKH20TT	1.0	IKH20	-	IKH20TT
S600L W140	6.0L-V12	M120.980	MPFI, DOHC, 48v	09/93	04/99	Q20R-U	0.8	IQ20	Q20TT	IQ20TT
S600L W220	5.5L-V12	M275.950	MPFI, SOHC, Twin Turbo, 36v (Twin Spark Plug)	03/03	02/06	IK20TT	1.0	-	-	IK20TT
	5.8L-V12	M137.970	MPFI, SOHC, 36v	11/00	02/03	IK20TT	1.0	IK20	-	IK20TT
S600L W221	5.5L-V12	M275.953	MPFI, SOHC, Twin Turbo, 36v, 380KW	05/06	10/13	IK20TT	1.0	-	-	IK20TT
S63 W221 AMG	6.2L-V8	M156.984	MPFI, SOHC, 32v	09/07	01/11	IXEH22TT	1.0	-	-	IXEH22TT
S65 L W220, W221 AMG	6.0L-V12	M275.980/2	MPFI, SOHC, Twin Turbo, 36v (Twin Spark Plug)	05/05	ON	IK20TT	1.0	-	-	IK20TT
S65 L W221 AMG	6.0L-V12	M275.982	MPFI, SOHC, Twin Turbo, 36v, 450KW	10/06	10/13	IK20TT	1.0	-	-	IK20TT
SL280 R129	2.8L-I6	M104.943	MPFI, DOHC, 24v, 142KW	11/95	06/97	Q20R-U	0.8	IQ20	Q20TT	IQ20TT
	2.8L-I6	M104.943	MPFI, DOHC, 24v, 150KW	06/97	04/99	K16TT	0.9	IK16	K16TT	IK16TT
	2.8L-V6	M112.923	MPFI, SOHC, 18v, 150KW	98	00	IK16TT	1.0	IK16	-	IK16TT
SL320 R129	3.2L-I6	M104.991	MPFI, DOHC, 24v, 161KW	93	97	Q20R-U	0.8	IQ20	Q20TT	IQ20TT
	3.2L-V6	M112.943	MPFI, SOHC, 18v (Twin Spark Plug)	03/99	07/02	IK16TT	1.0	IK16	-	IK16TT
SL350 R230	3.5L-V6	M272	MPFI, V-DOHC, 24v	05/06	01/11	IXUH22	0.9	IXUH22	-	VXUH22*
	3.5L-V6	M272.968	MPFI, DOHC VVT, 24v, 232KW	02/11	07/12	IXUH22I	0.9	IXUH22I	-	VXUH22I*
	3.7L-V6	M112.973	MPFI, SOHC, 18v (Twin Spark Plug)	10/03	04/06	IK16TT	1.0	IK16	-	IK16TT
SL500 R129	5.0L-V8	M119.972/ M119.982	MPFI, DOHC, 32v	09/93	12/98	Q20R-U	0.8	IQ20	Q20TT	IQ20TT
	5.0L-V8	M113.961	MPFI, SOHC, 24v (Twin Spark Plug)	01/99	07/02	IK16TT	1.0	IK16	-	IK16TT
SL500 R230	5.0L-V8	M113.963	MPFI, SOHC, 24v (Twin Spark Plug)	07/02	04/06	IK16TT	1.0	IK16	-	IK16TT
	5.5L-V8	M273.965	MPFI, V-DOHC, 32v	05/06	ON	IXUH22	0.9	IXUH22	-	VXUH22*
SL55 R230 AMG	5.4L-V8	M113.992	MPFI, SOHC, Supercharged, 24v, 368KW (Twin Spark Plug)	09/02	04/06	IKH20TT	1.0	IKH20	-	IKH20TT
	5.4L-V8	M113.995	MPFI, SOHC, Supercharged, 24v, 380KW	05/06	05/08	IKH20TT	1.0	IKH20	-	IKH20TT
SL600 R129	6.0L-V12	M120.980	MPFI, DOHC, 48v	09/93	06/98	Q20R-U	0.8	IQ20	Q20TT	IQ20TT
	6.0L-V12	M120.980	MPFI, DOHC, 48v	06/98	07/02	IK16TT	1.0	IK16	-	IK16TT
SL600 R230	5.5L-V12	M275.951	MPFI, SOHC, Twin Turbo, 36v, 368KW (Twin Spark Plug)	09/03	04/06	IK20TT	1.0	-	-	IK20TT

MODEL	ENGINE SIZE	ENGINE CODE	SPECIFICATION	FROM	TO	DENSO PRIMARY	GAP (mm)	IRIDIUM POWER	NICKEL TT	IRIDIUM TT (*INDICATES IRIIDIUM TOUGH)
MERCEDES BENZ (CONT)										
SL600 R230	5.5L-V12	M275.954	MPFI, SOHC, Twin Turbo, 36v, 380KW	05/06	07/12	IK20TT	1.0	-	-	IK20TT
SL63 R230 AMG	6.2L-V8	M156.981	MPFI, SOHC, 32v	06/08	ON	IXEH22TT	1.0	-	-	IXEH22TT
SL65 R230 AMG	6.0L-V12	M275.981	MPFI, SOHC, Twin Turbo, 36v (Twin Spark Plug)	10/04	ON	IK20TT	1.0	-	-	IK20TT
SL65 R231 AMG	6.0L-V12	M279.981	Direct Inj, DOHC VVT, I/C Twin Turbo, 48v, 463KW	09/12	ON	IK20TT	1.0	-	-	IK20TT
SLK200 R170	2.0L-I4	M111.946	MPFI, DOHC, 16v	11/97	11/00	K16TT	0.9	IK16	K16TT	IK16TT
SLK200 R171 KOMPRESSOR	1.8L-I4	M271.944	MPFI, V-DOHC, Supercharged, 16v	08/04	05/08	IKH20TT	1.0	IKH20	-	IKH20TT
	1.8L-I4	M271.954	MPFI, DOHC VVT, Supercharged, 16v, 135KW	06/08	06/11	IXUH22	0.9	IXUH22	-	VXUH22*
SLK200 R172	1.8L-I4	M271.861	Direct Inj, DOHC VVT, Turbo, 16v, 135KW	07/11	ON	IXUH22	0.9	IXUH22	-	VXUH22*
SLK200 R231 KOMPRESSOR	2.0L-I4	M111.958	MPFI, DOHC, Supercharged, 16v	07/00	07/04	IK20TT	1.0	IK20	-	IK20TT
SLK230 R170 KOMPRESSOR	2.3L-I4	M111.973	MPFI, DOHC, Supercharged, 16v, 142KW	02/97	06/00	K20PBR-S10	1.0	IK20	K20TT	IK20TT
	2.3L-I4	M111.983	MPFI, DOHC, Supercharged, 16v, 145KW	07/00	07/04	IK20TT	1.0	IK20	-	IK20TT
SLK250 R172	1.8L-I4	M271.861	Direct Inj, DOHC VVT, Turbo, 16v, 150KW	02/12	ON	IXUH22	0.9	IXUH22	-	VXUH22*
SLK280 R171	3.0L-V6	M272.942	MPFI, V-DOHC, 24v	08/05	05/08	IXUH22	0.9	IXUH22	-	VXUH22*
SLK300 R171	3.0L-V6	M272.942	MPFI, DOHC VVT, 24v, 170KW	03/10	06/11	IXUH22	0.9	IXUH22	-	VXUH22*
SLK32 R170 AMG	3.2L-V6	M112.960	MPFI, SOHC, Supercharged, 18v (Twin Spark Plug)	09/01	07/04	IK20TT	1.0	IK20	-	IK20TT
SLK320 R170	3.2L-V6	M112.947	MPFI, SOHC, 18v (Twin Spark Plug)	07/00	07/04	IK16TT	1.0	IK16	-	IK16TT
SLK350 R171	3.5L-V6	M272.963	MPFI, V-DOHC, 24v	08/04	05/08	IXUH22	0.9	IXUH22	-	VXUH22*
	3.5L-V6	M272.969	MPFI, DOHC VVT, 24v, 224KW	06/08	06/11	IXUH22	0.9	IXUH22	-	VXUH22*
SLK55 R171	5.4L-V8	M113.989	MPFI, SOHC, 24v (Twin Spark Plug)	04/05	06/11	IK20TT	1.0	IK20	-	IK20TT
SPRINTER 316NGT LWB	1.8L-I4	1.8	MPFI, DOHC VVT, Supercharged, 16v, 115KW	02/10	02/13	IXUH22	0.9	IXUH22	-	VXUH22*
SPRINTER 316NGT MWB	1.8L-I4	1.8	MPFI, DOHC VVT, Supercharged, 16v, 115KW	02/10	02/13	IXUH22	0.9	IXUH22	-	VXUH22*
SPRINTER 516 LWB	1.8L-I4	1.8	MPFI, DOHC VVT, Supercharged, 16v, 115KW	02/10	02/13	IXUH22	0.9	IXUH22	-	VXUH22*
VIANO 3.5 639	3.7L-V6	M112.976	MPFI, SOHC, 24v, 170KW	07/05	01/10	IK16TT	1.0	IK16	-	IK16TT
VITO 113	2.0L-I4	M111.948	MPFI, DOHC, 16v	02/98	07/99	K16TT	0.9	IK16	K16TT	IK16TT
	2.0L-I4	M111.950	MPFI, DOHC, 16v, 95KW	08/99	03/04	K16TT	0.9	IK16	K16TT	IK16TT
	2.0L-I4	M111.980	MPFI, DOHC, 16v, 95KW	00	03	K16TT	0.9	IK16	K16TT	IK16TT
VITO 119P	3.2L-V6	M112.951	MPFI, SOHC, 18v, 140KW	06/05	11/06	IK16TT	1.0	IK16	-	IK16TT
VITO 119P COMPACT	3.2L-V6	M112.951	MPFI, SOHC, 18v, 140KW	04/04	11/06	IK16TT	1.0	IK16	-	IK16TT

MODEL	ENGINE SIZE	ENGINE CODE	SPECIFICATION	FROM	TO	DENSO PRIMARY	GAP (mm)	IRIDIUM POWER	NICKEL TT	IRIDIUM TT (*INDICATES IRIIDIUM TOUGH)
MERCEDES BENZ (CONT)										
VITO 119P EXTRA LONG	3.2L-V6	M112.951	MPFI, SOHC, 18v, 140KW	04/04	11/06	IK16TT	1.0	IK16	-	IK16TT
MG (SEE ROVER GROUP)										
MINI										
CLASSIC MINI (1959–2000) SEE ROVER GROUP										
COOPER R50, R52	1.6L-I4	W10B16	MPFI, SOHC, 16v	03/02	02/09	K20TXR	1.0	IK20	K20TT	IK20TT
COOPER S	1.6L-I4	W11B16	MPFI, SOHC, Supercharged, 16v	05/02	02/09	K20TXR	1.0	IK20	K20TT	IK20TT
COOPER	1.6L-I4	N12B16A	MPFI, DOHC VVT, 16v, 88KW	03/07	03/14	DEALER SALES	-	-	-	-
COOPER, COOPER S (Inc. JCW)	1.6L-I4	N14B6A	Direct Inj, DOHC VVT, Turbo, 16v, 128 - 155KW	03/07	ON	DEALER SALES	-	-	-	-
ONE	1.6L-I4	N12B16A	MPFI, DOHC VVT, 16v, 88KW	10	ON	DEALER SALES	-	-	-	-
COOPER JCW, COOPER S JCW	1.6L-I4	N14B16CD	Direct Inj, DOHC VVT, Turbo, 16v, 155KW	10/10	ON	DEALER SALES	-	-	-	-
COOPER, COUNTRYMAN	1.6L-I4	N16B16A	Direct Inj, DOHC VVT, 16v, 88 - 90KW	10/10	ON	DEALER SALES	-	-	-	-
COOPER S	1.6L-I4	N18B16A	Direct Inj, DOHC VVT, Turbo, 16v, 135KW	02/12	ON	DEALER SALES	-	-	-	-
COOPER, COUNTRYMAN (Inc. JCW)	1.6L-I4	N14B16C	Direct Inj, DOHC VVT, Turbo, 16v, 160KW	03/13	ON	DEALER SALES	-	-	-	-
COOPER S (Inc. JCW)	2.0L-I4	B48A20A	Direct Inj, DOHC VVT, Turbo, 16v, 141 - 170KW	04/14	ON	DEALER SALES	-	-	-	-
MITSUBISHI										
3000 GT (TURBO)	3.0L-V6	6G72	MPFI, DOHC, Twin Turbo, 24v	10/92	11/96	IK20TT	1.0	IK20	-	IK20TT
380	3.8L-V6	6G75	MPFI, SOHC, 24v	10/05	04/08	IK16TT	1.0	IK16	-	IK16TT
AIRTREK	2.0L-I4	4G63T	EFI, DOHC, Turbo, 16v	01	05	IW20TT	1.0	IW20	-	IW20TT
ASX	2.0L-I4	4B11	MPFI, V-DOHC, 16v	07/10	ON	IK20TT	1.0	IK20	-	IK20TT
CHALLENGER	3.0L-V6	6G72	MPFI, SOHC, 24v	03/98	03/07	IK20TT	1.0	IK20	-	IK20TT
COLT	1.0L-I4	KE43	CARB, OHV, 8v	01/64	02/68	W16EP-U	0.8	IW16	W16TT	IW16TT
	1.1L-I4	KE44	CARB, OHV, 8v	03/68	03/71	W16EP-U	0.8	IW16	W16TT	IW16TT
	1.3L-I4			05/70	08/71	W16EP-U	0.8	IW16	W16TT	IW16TT
COLT RA	1.4L-I4	4G12	CARB, SOHC, 8v	01/81	09/86	W16EP-U	0.8	IW16	W16TT	IW16TT
COLT RB, RC	1.4L-I4	4G33	CARB, SOHC, 8v	01/81	09/86	W16EP-U	0.8	IW16	W16TT	IW16TT
	1.6L-I4	4G32	CARB, SOHC, 8v	10/82	10/86	W16EP-U	0.8	IW16	W16TT	IW16TT
COLT RD	1.4L-I4	4G33	CARB, SOHC, 8v	10/86	08/88	W20EP-U	0.8	IW20	W20TT	IW20TT
COLT RD, RE	1.6L-I4	4G32	CARB, SOHC, 8v	10/86	06/90	W20EP-U	0.8	IW20	W20TT	IW20TT

MODEL	ENGINE SIZE	ENGINE CODE	SPECIFICATION	FROM	TO	DENSO PRIMARY	GAP (mm)	IRIDIUM POWER	NICKEL TT	IRIDIUM TT (*INDICATES IRIIDIUM TOUGH)
MITSUBISHI (CONT)										
COLT RG	1.5L-I4	4G15	MPFI, DOHC, 16v	09/04	02/06	IKH16TT	1.0	IKH16	-	IKH16TT
COLT RG RALLIART, RZ (TURBO)	1.5L-I4	4G15T	MPFI, DOHC, Turbo, 16v	07/06	12/08	IKH20TT	1.0	-	-	IKH20TT
COLT RG, RG VRX, RZ	1.5L-I4	4A91	MPFI, DOHC, 16v, MIVEC	09/04	12/08	IKH20TT	1.0	IKH20	-	IKH20TT
CORDIA	1.6L-I4	4G32	CARB, SOHC, 8v	04/83	10/84	W16EP-U	0.8	IW16	W16TT	IW16TT
	1.8L-I4	4G37	CARB, SOHC, 8v	11/84	07/89	W16EP-U	0.8	IW16	W16TT	IW16TT
CORDIA (TURBO)	1.8L-I4	4G62T	MPFI, SOHC, Turbo, 8v	05/84	07/89	W22ES-U	0.8	-	-	-
DELICA	2.0L-I4	4G63	CARB, SOHC, 8v	86	95	W20EP-U	0.8	IW20	W20TT	IW20TT
	2.4L-I4	4B12	MPFI, DOHC VVT, 16v, 126KW	01/07	ON	IK16TT	1.0	IK16	-	IK16TT
DELICA SPACE GEAR	2.4L-I4	4G64	MPFI, SOHC, 16v, 106KW	05/94	07/97	K16PR-U11	1.1	IK16	K16TT	IK16TT
	3.0L-V6	6G72	MPFI, SOHC, 24v, 136KW	05/94	12/06	IK20TT	1.0	IK20	-	IK20TT
DIAMANTE	2.0L-V6	6A12	EFI, SOHC, 24v	92	95	IK20TT	1.0	IK20	-	IK20TT
	2.5L-V6	6G73	EFI, DOHC, 24v	90	95	IK20TT	1.0	IK20	-	IK20TT
	3.5L-V6	6G74	EFI, SOHC, 24v	02/96	03/97	IK20TT	1.0	IK20	-	IK20TT
ECLIPSE	3.0L-V6	6G72	MPFI, SOHC, 24v	00	05	IK20TT	1.0	IK20	-	IK20TT
EXPRESS SF	2.0L-I4	4G63	CARB, SOHC, 8v	10/86	08/90	W16EP-U	0.8	IW16	W16TT	IW16TT
	2.4L-I4	4G64	MPFI, SOHC, 8v	10/86	08/90	W20EP-U	0.8	IW20	W20TT	IW20TT
EXPRESS SG, SH	2.0L-I4	4G63	CARB, SOHC, 8v	09/90	09/94	W20EP-U	0.8	IW20	W20TT	IW20TT
	2.4L-I4	4G64	MPFI, SOHC, 8v	09/90	09/94	W20EP-U	0.8	IW20	W20TT	IW20TT
EXPRESS SJ	2.0L-I4	4G63	CARB, SOHC, 8v	09/95	10/03	K16PR-U11	1.1	IK16	K16TT	IK16TT
	2.0L-I4	4G63	MPFI, SOHC, 16v	11/03	02/06	K16PR-U11	1.1	IK16	K16TT	IK16TT
	2.4L-I4	4G64	MPFI, SOHC, 16v	03/06	ON	K16PR-U11	1.1	IK16	K16TT	IK16TT
EXPRESS WA	2.4L-I4	4G64	MPFI, SOHC, 16v	09/94	02/06	K16PR-U11	1.1	IK16	K16TT	IK16TT
FTO	2.0L-V6	6A12-DOHC	MPFI, DOHC, 24v	94	00	K20PR-U11	1.1	IK20	K20TT	IK20TT
	2.0L-V6	6A12-MIVEC	MPFI, V-DOHC, 24v	94	00	K22TMR11	1.1	IK22	-	VK22*
GALANT GA	1.3L-I4	4G30	CARB, SOHC, 8v		76	W20EP-U	0.8	IW20	W20TT	IW20TT
GALANT GB	1.4L-I4	4G33	CARB, SOHC, 8v		76	W20EP-U	0.8	IW20	W20TT	IW20TT
GALANT GB, GC	1.6L-I4	4G32	CARB, SOHC, 8v		76	W20EP-U	0.8	IW20	W20TT	IW20TT
GALANT GD	1.6L-I4	4G32	CARB, SOHC, 8v	76	77	W16EP-U	0.8	IW16	W16TT	IW16TT

MODEL	ENGINE SIZE	ENGINE CODE	SPECIFICATION	FROM	TO	DENSO PRIMARY	GAP (mm)	IRIDIUM POWER	NICKEL TT	IRIDIUM TT (*INDICATES IRIIDIUM TOUGH)
MITSUBISHI (CONT)										
GALANT HG	2.0L-I4	4G63	EFI, DOHC, 16v	87	89	W20EP11	1.1	IW20	W20TT	IW20TT
	2.0L-I4	4G63	MPFI, SOHC, 8v	05/89	08/90	W20EPR-U11	1.1	IW20	W20TT	IW20TT
	2.0L-I4	4G63	MPFI, DOHC, 16v	05/89	08/90	W20EPR-U11	1.1	IW20	W20TT	IW20TT
GALANT HH	2.0L-I4	4G63	MPFI, SOHC, 8v	09/90	03/93	W20EP11	1.1	IW20	W20TT	IW20TT
	2.0L-I4	4G63	MPFI, DOHC, 16v	09/90	03/93	W20EP11	1.1	IW20	W20TT	IW20TT
GALANT HH VR-4 (TURBO)	2.0L-I4	4G63T	MPFI, DOHC, Turbo, 16v	87	03/93	W20EPR-U	0.8	IW20	W20TT	IW20TT
GALANT HJ	2.0L-I4	4G63	MPFI, SOHC, 16v	04/93	03/95	K16PR-U11	1.1	IK16	K16TT	IK16TT
	2.0L-V6	6A12	MPFI, DOHC, 24v	04/93	10/96	IK20TT	1.0	IK20	-	IK20TT
GALANT VR-4 V6	2.5L-V6	6A13T	MPFI, DOHC, Twin Turbo, 24v, 208KW	09/96	08/02	IK20TT	1.0	-	-	IK20TT
GRANDIS	2.4L-I4	4G69	MPFI, SOHC, 16v	05/04	05/10	IKH20TT	1.0	IKH20	-	IKH20TT
GTO	3.0L-V6	6G72	MPFI, DOHC, 24v	01/91	00	K20PR-U11	1.1	IK20	K20TT	IK20TT
GTO (Inc. VR4)	3.0L-V6	6G72	MPFI, DOHC, Turbo, 24v	10/90	95	IK20TT	1.0	IK20	-	IK20TT
L200, L300 EXPRESS	1.6L-I4	4G32	CARB, SOHC, 8v	03/80	10/86	W16EP-U	0.8	IW16	W16TT	IW16TT
L300 EXPRESS/ STARWAGON	1.8L-I4	4G62	CARB, SOHC, 8v	10/82	07/85	W16EP-U	0.8	IW16	W16TT	IW16TT
L200 EXPRESS	2.0L-I4	4G52	CARB, SOHC, 8v	06/81	10/86	W20EP-U	0.8	IW20	W20TT	IW20TT
L300 EXPRESS/ STARWAGON	2.0L-I4	4G63	CARB, SOHC, 8v	08/84	10/86	W16EP-U	0.8	IW16	W16TT	IW16TT
L300	2.4L-I4	4G64	MPFI, SOHC, 16v	98	07	VKA16	1.1	-	-	VKA16*
LANCER LA, LB	1.4L-I4	4G33	CARB, SOHC, 8v	09/74	08/81	W16EP-U	0.8	IW16	W16TT	IW16TT
LANCER LB, LC	1.6L-I4	4G32	CARB, SOHC, 8v	04/77	08/81	W20EP-U	0.8	IW20	W20TT	IW20TT
LANCER C63A, C73A	1.6L-I4	4G61	MPFI, DOHC, 16v	06/88		W20EP-U	0.8	IW20	W20TT	IW20TT
LANCER C73A TURBO	1.6L-I4	4G61T	MPFI, DOHC, Turbo, 16v	06/88	09/89	W20EP-U	0.8	IW20	W20TT	IW20TT
LANCER CA, CB	1.5L-I4	4G15	CARB, SOHC, 8v	09/88	09/92	W20EP-U	0.8	IW20	W20TT	IW20TT
	1.5L-I4	4G15	MPFI, SOHC, 12v	04/89	09/92	W20EP11	1.1	IW20	W20TT	IW20TT
	1.6L-I4	4G61	MPFI, DOHC, 16v	09/90	09/92	W20EP11	1.1	IW20	W20TT	IW20TT
LANCER CA2A, CB2A	1.5L-I4	4G15	MPFI, SOHC, 12v	10/91		W16EPR-U11	1.1	IW16	W16TT	IW16TT
LANCER CC	1.5L-I4	4G15	CARB, SOHC, 8v	09/92	08/96	W16EP-U	0.8	IW16	W16TT	IW16TT
	1.6L-I4	4G92	MPFI, DOHC, 16v	09/92	07/96	K16PR-U11	1.1	IK16	K16TT	IK16TT
	1.8L-I4	4G93	MPFI, SOHC, 16v	09/92	08/96	K16PR-U11	1.1	IK16	K16TT	IK16TT

MODEL	ENGINE SIZE	ENGINE CODE	SPECIFICATION	FROM	TO	DENSO PRIMARY	GAP (mm)	IRIDIUM POWER	NICKEL TT	IRIDIUM TT (*INDICATES IRIIDIUM TOUGH)
MITSUBISHI (CONT)										
LANCER CC GSR (TURBO)	1.8L-I4	4G93T	MPFI, DOHC, Turbo, 16v	11/92	07/96	K20PR-U	0.8	IK20	K20TT	IK20TT
LANCER CE	1.5L-I4	4G15	MPFI, SOHC, 12v	07/96	09/04	W16EPR-U11	1.1	IW16	W16TT	IW16TT
	1.8L-I4	4G93	MPFI, SOHC, 16v	07/96	10/04	K16PR-U11	1.1	IK16	K16TT	IK16TT
LANCER CG, CH	2.0L-I4	4G94	MPFI, SOHC, 16v	07/02	07/05	K16PR-U11	1.1	IK16	K16TT	IK16TT
LANCER CH	2.4L-I4	4G69	MPFI, SOHC, 16v	08/05	12/08	IKH20TT	1.0	IKH20	-	IKH20TT
LANCER CJ	2.0L-I4	4B11	MPFI, V-DOHC, 16v	10/07	ON	IK20TT	1.0	IK20	-	IK20TT
	2.4L-I4	4B12	MPFI, DOHC, 16v	09/08	ON	K16TT	1.0	IK16	K16TT	IK16TT
LANCER CJ RALLIART	2.0L-I4	4B11T	MPFI, DOHC VVT, Turbo, 16v, 177KW	06/08	ON	DEALER SALES	-	-	-	-
LANCER CK6A	1.8L-V6	6A11	MPFI, SOHC, 24v	10/95		K20PR-U11	1.1	IK20	K20TT	IK20TT
LANCER EVOLUTION I CD9A	2.0L-I4	4G63T	MPFI, DOHC, 16v, Turbo, 184KW	10/91	01/94	W20EP-U	0.8	IW20	W20TT	IW20TT
LANCER EVOLUTION II, III CE9A	2.0L-I4	4G63T	MPFI, DOHC, 16v, Turbo, 191KW	01/94	08/96	W22EP-U	0.8	IW22	W22TT	VW22*
LANCER EVOLUTION IV,V,VI CN9A	2.0L-I4	4G63T	MPFI, DOHC, 16v, Turbo, 206KW	08/96	12/01	IW22	0.8	IW22	-	VW22*
LANCER EVOLUTION VII, VIII CT9A	2.0L-I4	4G63T	MPFI, DOHC, 16v, Turbo, 200KW	02/01	12/04	IW22	0.8	IW22	-	VW22*
LANCER EVOLUTION VIII CZ	2.0L-I4	4G63T	MPFI, V-DOHC, Turbo, 16v, 195KW	06/04	06/05	IW22	0.8	IW22	-	VW22*
LANCER EVOLUTION IX CT9A	2.0L-I4	4G63T-MIVEC	MPFI, V-DOHC, Turbo, 16v, 214KW	03/05	09/07	IKH22	0.8	IKH22	-	VKH22*
LANCER EVOLUTION IX CY	2.0L-I4	4G63T	MPFI, V-DOHC, Turbo, 16v, 206KW	08/05	09/07	IKH22	0.8	IKH22	-	VKH22*
LANCER EVOLUTION X CJ	2.0L-I4	4B11T	MPFI, DOHC VVT, Turbo, 16v, 217KW	03/08	10/15	DEALER SALES	-	-	-	-
LANCER EVOLUTION X FINAL EDITION CJ	2.0L-I4	4B11T	MPFI, DOHC VVT, Turbo, 16v, 226KW	11/15	ON	DEALER SALES	-	-	-	-
LEGNUM	2.5L-V6	6A13	MPFI, SOHC, 24v, 130KW	08/96	07/98	IK20TT	1.0	IK20	-	IK20TT
LEGNUM VR-4	2.5L-V6	6A13T	MPFI, DOHC, Twin Turbo, 24v, 208KW	08/96	08/02	IK20TT	1.0	-	-	IK20TT
MAGNA TM, TN, TP, TR, TS	2.6L-I4	4G54	SOHC, 8v	04/85	02/97	W20EP-U	0.8	IW20	W20TT	IW20TT
MAGNA TE, TF	2.4L-I4	4G64	MPFI, SOHC, 16v	04/96	03/99	K16PR-U11	1.1	IK16	K16TT	IK16TT
MAGNA TE, TF, TH	3.0L-V6	6G72	MPFI, SOHC, 24v (Front Bank)	04/96	08/03	K20PR-U11	1.1	IK20	K20TT	IK20TT
	3.0L-V6	6G72	MPFI, SOHC, 24v (Rear Bank)	04/96	08/03	IK20TT	1.0	IK20	-	IK20TT
MAGNA TJ	3.0L-V6	6G72	MPFI, SOHC, 24v (Front Bank)	04/96	08/03	K20PR-U11	1.1	IK20	K20TT	IK20TT
	3.0L-V6	6G72	MPFI, SOHC, 24v (Rear Bank)	04/96	08/03	IK20TT	1.0	IK20	-	IK20TT
MAGNA TF, TH	3.5L-V6	6G74	MPFI, SOHC, 24v (Front Bank)	04/96	10/04	K16PR-U11	1.1	IK16	K16TT	IK16TT
	3.5L-V6	6G74	MPFI, SOHC, 24v (Rear Bank)	04/96	10/04	IK16TT	1.0	IK16	-	IK16TT

MODEL	ENGINE SIZE	ENGINE CODE	SPECIFICATION	FROM	TO	DENSO PRIMARY	GAP (mm)	IRIDIUM POWER	NICKEL TT	IRIDIUM TT (*INDICATES IRIIDIUM TOUGH)
MITSUBISHI (CONT)										
MAGNA TJ, TJII, TJ LPG, TL, TW	3.5L-V6	6G74	MPFI, SOHC, 24v (Front Bank)	04/96	10/04	K16PR-U11	1.1	IK16	K16TT	IK16TT
	3.5L-V6	6G74	MPFI, SOHC, 24v (Rear Bank)	04/96	10/04	IK16TT	1.0	IK16	-	IK16TT
MAGNA TJ RALLIART	3.5L-V6	6G74	MPFI, SOHC, 24v (Front Bank)	03/02	01/04	K20PR-U11	1.1	IK20	K20TT	IK20TT
	3.5L-V6	6G74	MPFI, SOHC, 24v (Rear Bank)	03/02	01/04	IK20TT	1.0	IK20	-	IK20TT
MAGNA TR, TS	3.0L-V6	6G72	MPFI, SOHC, 24v	04/93	02/97	W20EP11	1.1	IW20	W20TT	IW20TT
MIRAGE CJ2A, CK2A, CL2A, CM2A	1.5L-I4	4G15	MPFI, SOHC, 12v	10/95	08/97	K16PR-U11	1.1	IK16	K16TT	IK16TT
MIRAGE CK6A	1.8L-V6	6A11	MPFI, SOHC, 24v	10/95	00/02	K20PR-U11	1.1	IK20	K20TT	IK20TT
MIRAGE CE	1.5L-I4	4G15	MPFI, SOHC, 12v	07/96	08/04	W16EP-U11	1.1	IW16	W16TT	IW16TT
MIRAGE LA	1.2L-I3	3A92	MPFI, DOHC VVT, 12v, 57KW	01/13	ON	IKH16TT	1.0	-	-	IKH16TT
	1.2L-I3	3A92	MPFI, DOHC VVT, 12v, 57KW	01/13	ON	IKH16TT	1.0	-	-	IKH16TT
	1.2L-I3	3A92	MPFI, DOHC VVT, 12v, 57KW	07/14	ON	IKH16TT	1.0	-	-	IKH16TT
NIMBUS	1.8L-I4	4G37	CARB, SOHC, 8v	05/84	08/87	W20EP-U	0.8	IW20	W20TT	IW20TT
	2.0L-I4	4G63	CARB, SOHC, 8v	09/87	11/91	W20EP-U	0.8	IW20	W20TT	IW20TT
	2.4L-I4	4G64	MPFI, SOHC, 16v	09/92	05/04	K16PR-U11	1.1	IK16	K16TT	IK16TT
OUTLANDER	2.0L-I4	4J11	MPFI, SOHC VVT, 16v, 110KW	11/12	ON	DEALER SALES	-	-	-	-
	2.4L-I4	4G64	MPFI, SOHC, 16v	02/03	07/04	K16PR-U	0.8	IK16	K16TT	IK16TT
	2.4L-I4	4G69	MPFI, SOHC, 16v, 120KW	08/04	10/06	IKH20TT	1.0	IKH20	-	IKH20TT
	2.4L-I4	4B12	MPFI, V-DOHC, 16v (MIVEC)	11/06	10/12	K16TT	1.0	IK16	K16TT	IK16TT
	2.4L-I4	4J12	MPFI, SOHC VVT, 16v, 124KW	11/12	ON	DEALER SALES	-	-	-	-
	3.0L-V6	6B31	MPFI, V-SOHC, 24v (MIVEC)	11/06	10/12	IXUH22	0.9	IXUH22	-	VXUH22*
PAJERO NA, NB, NC	2.0L-I4	4G63BT	CARB, SOHC, Turbo, 8v	83	88	W22ES-U	0.8	-	-	-
	2.6L-I4	4G54	CARB, SOHC, 8v	01/83	09/86	W16EP-U	0.8	IW16	W16TT	IW16TT
PAJERO ND, NE	2.6L-I4	4G54	CARB, SOHC, 8v	10/86	08/88	W20EP-U	0.8	IW20	W20TT	IW20TT
PAJERO NF, NG, NH	2.6L-I4	4G54	CARB, SOHC, 8v	08/88	10/93	W16EP-U	0.8	IW16	W16TT	IW16TT
PAJERO NF, NG, NH, NJ, NK	3.0L-V6	6G72	MPFI, SOHC, 12v	08/88	07/97	W16EPR-U11	1.1	IW16	W16TT	IW16TT
PAJERO NJ, NK, NL, NM, NP	3.5L-V6	6G74	MPFI, SOHC, 24v	11/93	10/06	IK16TT	1.0	IK16	-	IK16TT
PAJERO	3.5L-V6	6G74	GDI, DOHC, 24v	97	03	VKA16	1.1	-	-	VKA16*
PAJERO NP	3.8L-V6	6G75	MPFI, SOHC, 24v	10/03	10/06	K20PBR-S10	1.0	IK20	K20TT	IK20TT

MODEL	ENGINE SIZE	ENGINE CODE	SPECIFICATION	FROM	TO	DENSO PRIMARY	GAP (mm)	IRIDIUM POWER	NICKEL TT	IRIDIUM TT (*INDICATES IRIIDIUM TOUGH)
MITSUBISHI (CONT)										
PAJERO NS, NT	3.8L-V6	6G75	MPFI, SOHC, 24v (MIVEC)	11/06	10/11	IK20TT	1.0	-	-	IK20TT
PAJERO iO	1.6L-I4	4G18	MPFI, SOHC, 16v	03/99	09/01	K16PR-U11	1.1	IK16	K16TT	IK16TT
	1.8L-I4	4G93	MPFI, SOHC, 16v	03/99	09/01	K16PR-U11	1.1	IK16	K16TT	IK16TT
	2.0L-I4	4G94	MPFI, SOHC, 16v	10/01	09/03	K16PR-U11	1.1	IK16	K16TT	IK16TT
RVR	2.0L-I4	4G63	EFI, DOHC, 16v, 119KW	10/92	10/97	W20EP11	1.1	IW20	W20TT	IW20TT
	2.0L-I4	4G63T	EFI, DOHC, Turbo, 16v, 164KW	09/94	10/97	W20EP-U	0.8	IW20	W20TT	IW20TT
SIGMA GE, GH, GJ, GK	1.6L-I4	4G32	CARB, SOHC, 8v	10/77	09/85	W16EP-U	0.8	IW16	W16TT	IW16TT
SIGMA GE	1.9L-I4	4G51	CARB, SOHC, 8v	10/77	04/80	W16EP-U	0.8	IW16	W16TT	IW16TT
SIGMA GE, GH, GJ, GN	2.0L-I4	4G52	CARB, SOHC, 8v	10/77	12/85	W20EP-U	0.8	IW20	W20TT	IW20TT
SIGMA GT	2.0L-I4	4G63	CARB, SOHC, 8v	82	84	W20EP11	1.1	IW20	W20TT	IW20TT
SIGMA GK	2.0L-I4	4G52	CARB, SOHC, 8v	03/84	09/85	W16EP-U	0.8	IW16	W16TT	IW16TT
SIGMA GH (TURBO)	2.0L-I4	4G52T	CARB, SOHC, Turbo, 8v	09/81	12/81	W22EP-U	0.8	IW22	W22TT	VW22*
SIGMA GE GL, SE	2.6L-I4	G54B	CARB, SOHC, 8v, 73KW	05/80	11/85	W16EP11	1.1	IW16	W16TT	IW16TT
SIGMA GE, GH, GJ, GK, GL, GN	2.6L-I4	4G54	CARB, SOHC, 8v	01/80	12/87	W16EP-U	0.8	IW16	W16TT	IW16TT
SIGMA SCORPION	2.0L-I4	4G52	CARB, SOHC, 8v	78	85	W20EP-U	0.8	IW20	W20TT	IW20TT
	2.6L-I4	4G54	CARB, SOHC, 8v	78	85	W16EP-U	0.8	IW16	W16TT	IW16TT
STARION	2.0L-I4	G63BT	CARB, SOHC, Turbo, 8v	83	88	W22TT	0.8	IW22	W22TT	VW22*
	2.0L-I4	4G63T	MPFI, SOHC, Turbo, 8v	05/82	08/87	W22ES-U	0.8	-	-	-
STARWAGON	2.0L-I4	4G63	CARB, SOHC, 8v	10/86	09/90	W16EP-U	0.8	IW16	W16TT	IW16TT
	2.0L-I4	4G63	CARB, SOHC, 8v	09/90	09/94	W20EP-U	0.8	IW20	W20TT	IW20TT
	2.0L-I4	4G63	SOHC, 16v	06/94	06/01	K16PR-U11	1.1	IK16	K16TT	IK16TT
	2.4L-I4	4G64	MPFI, SOHC, 8v	10/86	09/94	W20EP-U	0.8	IW20	W20TT	IW20TT
	2.4L-I4	4G64	MPFI, SOHC, 16v	09/94	05/04	K16PR-U11	1.1	IK16	K16TT	IK16TT
	3.0L-V6	6G72	MPFI, SOHC, 24v	09/94	12/96	IK20TT	1.0	IK20	-	IK20TT
TRITON	2.4L-I4	4G64	MPFI, SOHC, 16v	10/96	ON	K16PR-U11	1.1	IK16	K16TT	IK16TT
	2.6L-I4	4G54	CARB, SOHC, 8v	10/86	08/90	W20EP-U	0.8	IW20	W20TT	IW20TT
	2.6L-I4	4G54	CARB, SOHC, 8v	09/90	10/96	W16EP-U	0.8	IW16	W16TT	IW16TT
	3.0L-V6	6G72	MPFI, SOHC, 12v	09/90	10/96	W16EP-U11	1.1	IW16	W16TT	IW16TT

MODEL	ENGINE SIZE	ENGINE CODE	SPECIFICATION	FROM	TO	DENSO PRIMARY	GAP (mm)	IRIDIUM POWER	NICKEL TT	IRIDIUM TT (*INDICATES IRIIDIUM TOUGH)
MITSUBISHI (CONT)										
TRITON	3.0L-V6	6G72	MPFI, SOHC, 24v	10/96	10/06	IK20TT	1.0	IK20	-	IK20TT
	3.5L-V6	6G74	MPFI, SOHC, 24v	07/06	08/09	IK20TT	1.0	IK20	-	IK20TT
VERADA KR, KS	3.0L-V6	6G72	MPFI, SOHC, 12v	07/91	02/97	W20EP11	1.1	IW20	W20TT	IW20TT
VERADA KE	3.5L-V6	6G74	MPFI, SOHC, 24v, 147KW	10/96	05/97	K16PR-U11	1.1	IK16	K16TT	IK16TT
VERADA KE, KF, KH	3.5L-V6	6G74	MPFI, SOHC, 24v (Front Bank)	10/96	08/00	K16PR-U11	1.1	IK16	K16TT	IK16TT
	3.5L-V6	6G74	MPFI, SOHC, 24v (Rear Bank)	10/96	08/00	IK16TT	1.0	IK16	-	IK16TT
VERADA KJ, KL, KW	3.5L-V6	6G74	MPFI, SOHC, 24v (Front Bank)	08/00	09/05	K16PR-U11	1.1	IK16	K16TT	IK16TT
	3.5L-V6	6G74	MPFI, SOHC, 24v (Rear Bank)	08/00	09/05	IK16TT	1.0	IK16	-	IK16TT
MORGAN										
AERO 8 MK3	4.8L-V8	N62B48	Direct Inj, DOHC VVT, 32v, 270KW	08	10	IK20TT	1.0	IK20	-	IK20TT
AERO COUPE/ SUPERSPORTS	4.8L-V8	N62B48	Direct Inj, DOHC VVT, 32v, 270KW	01/13	ON	IK20TT	1.0	IK20	-	IK20TT
PLUS 8	3.9L-V8	S87D	SPFI, OHV, 16v, 140KW	02	02/04	IK20TT	1.0	IK20	-	IK20TT
MORRIS (SEE ROVER GROUP)										
NISSAN										
300ZX Z31	3.0L-V6	VG30E	MPFI, SOHC, 12v	05/84	12/89	Q20-U11	1.1	IQ20	Q20TT	IQ20TT
	3.0L-V6	VG30ET	MPFI, SOHC, Turbo, 12v	01/86	12/89	Q20PR-U11	1.1	IQ20	Q20TT	IQ20TT
300ZX Z32	3.0L-V6	VG30DE	MPFI, V-DOHC, 24v	12/89	03/97	IK20TT	1.0	IK20	-	IK20TT
350Z Z33	3.5L-V6	VQ35DE	MPFI, V-DOHC, 24v	02/03	03/07	IKH16TT	1.0	IKH16	-	IKH16TT
	3.5L-V6	VQ35HR	MPFI, V-DOHC, 24v	03/07	04/09	IXEH22TT	1.0	-	-	IXEH22TT
370Z Z34	3.7L-V6	VQ37VHR	MPFI, V-DOHC, 24v	05/09	ON	FXE24HR11	1.1	-	-	-
720	1.8L-I4	L18	CARB, SOHC, 8v	80	85	W16EP-U	0.8	IW16	W16TT	IW16TT
	2.2L-I4	Z22S	CARB, SOHC, 8v	81	85	W20EP-U	0.8	IW20	W20TT	IW20TT
	1.8L-I4	L18	CARB, SOHC, 8v	79	85	W16EPR-U	0.8	IW16	W16TT	IW16TT
	1.8L-I4	L18	CARB, SOHC, 8v	80	86	W16EPR-U	0.8	IW16	W16TT	IW16TT
	1.8L-I4	Z18	CARB, SOHC, 8v	82	86	W16EX-U	0.8	IW16	W16TT	IW16TT
ALMERA	1.5L-I4	HR15DE	MPFI, DOHC, 16v, 75KW	08/12	ON	IXEH20ETT	1.0	-	-	IXEH20ETT
ALTIMA	2.5L-I4	QR25DE	MPFI, DOHC VVT, 16v, 127KW	11/13	ON	IXEH20TT	1.0	-	-	IXEH20TT
	3.5L-V6	VQ35DE	MPFI, DOHC VVT, 24v, 183KW	11/13	ON	IXEH22TT	1.0	-	-	IXEH22TT

MODEL	ENGINE SIZE	ENGINE CODE	SPECIFICATION	FROM	TO	DENSO PRIMARY	GAP (mm)	IRIDIUM POWER	NICKEL TT	IRIDIUM TT (*INDICATES IRIIDIUM TOUGH)
NISSAN (CONT)										
ATLAS	1.6L-I4	Z16	CARB, SOHC, 8v	84	90	W16EX-U	0.8	IW16	W16TT	IW16TT
	2.0L-I4	Z20	CARB, SOHC, 8v	84	91	W20EX-U	0.8	IW20	W20TT	IW20TT
AUSTER PT11	1.8L-I4	CA18/CA18S	MPFI, SOHC, 8v	06/81	10/85	W16EP-U11	1.1	IW16	W16TT	IW16TT
AUSTER PT12	1.8L-I4	CA18i	TBFI, SOHC, 8v	10/85	04/88	Q16-U11	1.1	IQ16	Q16TT	IQ16TT
	1.8L-I4	CA18i	TBFI, SOHC, 8v	05/88	02/90	Q16PR-U11	1.1	IQ16	Q16TT	IQ16TT
	1.8L-I4	CA18DE	MPFI, DOHC, 16v	10/88	02/90	IQ20TT	1.0	IQ20	-	IQ20TT
AUSTER PT12 (TURBO)	1.8L-I4	CA18DET	MPFI, DOHC, Turbo, 16v, 124KW	10/85	02/90	IQ20TT	1.0	IQ20	-	IQ20TT
	1.8L-I4	CA18ET	MPFI, SOHC, Turbo, 8v, 99KW	10/85	02/90	Q20-U11	1.1	IQ20	Q20TT	IQ20TT
BLUEBIRD 910	1.8L-I4	Z18	CARB, SOHC, 8v	79	83	W20EX-U	0.8	IW20	W20TT	IW20TT
BLUEBIRD 910 (Series I & II)	2.0L-I4	L20B	CARB, SOHC, 8v	05/81	04/85	W20EP11	1.1	IW20	W20TT	IW20TT
BLUEBIRD 910 (Series III)	2.0L-I4	CA20S	CARB, SOHC, 8v	04/85	06/86	Q20-U11	1.1	IQ20	Q20TT	IQ20TT
BLUEBIRD U11	2.0L-V6	VG20E	MPFI, SOHC, 12v	01/86	10/88	Q16-U11	1.1	IQ16	Q16TT	IQ16TT
BLUEBIRD U11 (TURBO)	1.8L-I4	CA18ET	MPFI, SOHC, Turbo, 8v, 99KW	10/83	09/87	Q20-U11	1.1	IQ20	Q20TT	IQ20TT
	1.8L-I4	CA18DET	MPFI, DOHC, Turbo, 16v, 124KW	08/85	09/87	IQ20TT	1.0	IQ20	-	IQ20TT
	2.0L-V6	VG20ET	MPFI, SOHC, Turbo, 12v	10/84	10/88	Q20-U11	1.1	IQ20	Q20TT	IQ20TT
	2.0L-I4	SR20DET	MPFI, DOHC, Turbo, 16v	10/89	01/96	IK20TT	1.0	IK20	-	IK20TT
BLUEBIRD U13	2.0L-I4	SR20DE	MPFI, DOHC, 16v	09/91	01/96	K20R-U	0.8	IK20	K20TT	IK20TT
	2.4L-I4	KA24DE	MPFI, DOHC, 16v	10/93	12/97	K20PR-U11	1.1	IK20	K20TT	IK20TT
BLUEBIRD WU11 (TURBO)	1.8L-I4	CA18ET	MPFI, SOHC, Turbo, 8v	10/83	09/87	Q20-U11	1.1	IQ20	Q20TT	IQ20TT
	1.8L-I4	CA18ET	MPFI, SOHC, Turbo, 8v	09/87	05/88	Q16-U11	1.1	IQ16	Q16TT	IQ16TT
	1.8L-I4	CA18ET	MPFI, SOHC, Turbo, 8v	05/88	10/89	Q16PR-U11	1.1	IQ16	Q16TT	IQ16TT
	1.8L-I4	CA18ET	MPFI, SOHC, Turbo, 8v	11/89	05/90	Q20PR-U11	1.1	IQ20	Q20TT	IQ20TT
CARAVAN E24	2.0L-I4	Z20	CARB, SOHC, 8v	86	98	W16EXR-U	0.8	IW16	W16TT	IW16TT
	3.0L-V6	VG30E	EFI, SOHC, 12v	88	96	IK20TT	1.0	IK20	-	IK20TT
CARAVAN E25	2.0L-I4	KA20DE	EFI, DOHC, 16v, 89KW	04/01	09/07	K16PR-U11	1.1	IK16	K16TT	IK16TT
CARAVAN ELGRAND E50	3.3L-V6	VG33E	MPFI, SOHC, 12v, 126KW	05/97	07/99	K16PR-U11	1.1	IK16	K16TT	IK16TT
CEDRIC Y30 300C	3.0L-V6	VG30E	MPFI, SOHC, 12v	05/84	05/86	Q20PR-U11	1.1	IQ20	Q20TT	IQ20TT
CEDRIC Y34	3.0L-V6	VQ30DD	Direct Inj, DOHC VVT, 24v	99	04	IK16TT	1.0	IK16	-	IK16TT

MODEL	ENGINE SIZE	ENGINE CODE	SPECIFICATION	FROM	TO	DENSO PRIMARY	GAP (mm)	IRIDIUM POWER	NICKEL TT	IRIDIUM TT (*INDICATES IRIIDIUM TOUGH)
NISSAN (CONT)										
CEFIRO A31	2.0L-16	RB20DET	MPFI, DOHC, Turbo, 24v, 152KW	09/88	04/92	IQ16TT	1.0	IQ16	-	IQ16TT
	2.0L-16	RB20DE	MPFI, DOHC, 24v, 115KW	09/88	04/92	IQ16TT	1.0	IQ16	-	IQ16TT
	2.0L-16	RB20E	MPFI, SOHC, 12v, 93KW	09/88	04/92	Q16PR-U11	1.1	IQ16	Q16TT	IQ16TT
CIMA F50	4.5L-V8	VK45DE	EFI, DOHC, 32v	01	04	IKH16TT	1.0	IKH16	-	IKH16TT
	4.5L-V8	VK45DD	Direct Inj, DOHC, 32v	01/01	08/03	IKH16TT	1.0	IKH16	-	IKH16TT
CUBE	1.4L-14	CR14DE	MPFI, DOHC, 16v	02	05	KH16TT	1.0	IKH16	KH16TT	IKH16TT
	1.5L-14	HR15DE	MPFI, DOHC, 16v	05	07	IXEH20ETT	1.0	-	-	IXEH20ETT
DATSUN 1000	1.0L-14	A10	CARB, OHV, 8v	03/67	06/70	W20EP-U	0.8	IW20	W20TT	IW20TT
DATSUN 1200	1.2L-14	A12	CARB, OHV, 8v	06/70	12/85	W20EP-U	0.8	IW20	W20TT	IW20TT
DATSUN 120Y	1.2L-14	A12	CARB, OHV, 8v	01/74	06/79	W16EP-U	0.8	IW16	W16TT	IW16TT
DATSUN 1300	1.3L-14	J13	CARB, OHV, 8v	01/65	10/72	W20EP-U	0.8	IW20	W20TT	IW20TT
DATSUN 1500	1.5L-14	G15	CARB, OHV, 8v	08/63	01/65	W20EP-U	0.8	IW20	W20TT	IW20TT
DATSUN 1600	1.6L-14	R16	CARB, OHV, 8v	05/65	10/72	W20EP-U	0.8	IW20	W20TT	IW20TT
DATSUN 180B	1.8L-14	L18	CARB, SOHC, 8v	01/72	10/77	W20EP-U	0.8	IW20	W20TT	IW20TT
DATSUN 2000	2.0L-14	U20	CARB, SOHC, 8v	04/66	09/70	W20EP-U	0.8	IW20	W20TT	IW20TT
DATSUN 200B	2.0L-14	L20	CARB, SOHC, 8v	77	81	W20EP-U	0.8	IW20	W20TT	IW20TT
DATSUN 240C, 240K, 240Z	2.4L-16	L24	CARB, SOHC, 12v	08/71	05/74	W20EP-U	0.8	IW20	W20TT	IW20TT
DATSUN 260C, 260Z	2.6L-16	L26	CARB, SOHC, 12v	01/73	12/78	W20EP-U	0.8	IW20	W20TT	IW20TT
DATSUN 280C	2.8L-16	L28	CARB, SOHC, 12v	03/78	02/83	W20EP-U	0.8	IW20	W20TT	IW20TT
	2.8L-16	L28E	MPFI, SOHC, 12v	03/83	05/84	W20EP11	1.1	IW20	W20TT	IW20TT
DATSUN 280ZX (S130)	2.8L-16	L28E	MPFI, SOHC, 12v	03/79	05/84	W20EP11	1.1	IW20	W20TT	IW20TT
DATSUN 520	1.3L-14	J13	CARB, OHV, 8v	62	71	W16ES-U	0.8	-	-	-
DATSUN 521	1.3L-14	J13	CARB, OHV, 8v	62	71	W20EP-U	0.8	IW20	W20TT	IW20TT
DATSUN PICKUP B120	1.2L-14	A12	CARB, OHV, 8v	71		W16EP-U	0.8	IW16	W16TT	IW16TT
DUALIS	2.0L-14	MR20DE	MPFI, DOHC, 16v	12/07	ON	IXEH20TT	1.0	-	-	IXEH20TT
E20 Van	2.0L-14	H20	CARB, OHV, 8v	03/74	10/80	W16EP-U	0.8	IW16	W16TT	IW16TT
ELGRAND	2.5L-14	QR25DE	MPFI, DOHC VVT, 16v	08/10	ON	IXEH20TT	1.0	-	-	IXEH20TT
	3.3L-V6	VG33E	MPFI, SOHC, 12v, 126KW	08/99	07/00	K16PR-U11	1.1	IK16	K16TT	IK16TT

MODEL	ENGINE SIZE	ENGINE CODE	SPECIFICATION	FROM	TO	DENSO PRIMARY	GAP (mm)	IRIDIUM POWER	NICKEL TT	IRIDIUM TT (*INDICATES IRIIDIUM TOUGH)
NISSAN (CONT)										
ELGRAND	3.5L-V6	VQ35DE	MPFI, DOHC VVT, 24v, 178KW	08/00	07/10	IKH16TT	1.0	IKH16	-	IKH16TT
	3.5L-V6	VQ35DE	MPFI, DOHC VVT, 24v	08/10	ON	IXEH22TT	1.0	-	-	IXEH22TT
EXA	1.6L-I4	CA16DE	MPFI, DOHC, 16v	02/87	12/87	IQ20TT	1.0	IQ20	-	IQ20TT
	1.8L-I4	CA18DE	MPFI, DOHC, 16v	01/88	10/91	IQ20TT	1.0	IQ20	-	IQ20TT
FIGARO	1.0L-I4	MA10ET	EFI, SOHC, Turbo, 8v	91	92	W20EXR-U11	1.1	IW20	W20TT	IW20TT
GLORIA	2.0L-I4	CA20S	CARB, SOHC, 8v	83	85	W20EX-U11	1.1	IW20	W20TT	IW20TT
	3.0L-V6	VG30E	EFI, SOHC, 12v	01/88	07/91	Q16PR-U11	1.1	IQ16	Q16TT	IQ16TT
	3.0L-V6	VQ30DD	Direct Inj, DOHC VVT, 24v	02	04	IKH16TT	1.0	IKH16	-	IKH16TT
	3.0L-V6	VQ30DD	Direct Inj, DOHC VVT, 24v	99	01	IK16TT	1.0	IK16	-	IK16TT
GT-R R35	3.8L-V6	VR38DETT	MPFI, DOHC VVT, Twin Turbo, 24v	12/07	ON	DEALER SALES	-	-	-	-
HOMER	1.6L-I4	J16	CARB, OHV, 8v	72	75	W16EX-U	0.8	IW16	W16TT	IW16TT
	2.0L-I4	H20	CARB, OHV, 8v	04/76	12/81	W20ES-U	0.8	-	-	-
HOMY	2.0L-I4	Z20	CARB, SOHC, 8v	86	95	W16EXR-U	0.8	IW16	W16TT	IW16TT
	3.0L-V6	VG30E	MPFI, SOHC, 12v	10/88	08/89	IK20TT	1.0	IK20	-	IK20TT
	3.0L-V6	VG30E	MPFI, SOHC, 12v	09/89	00	IK16TT	1.0	IK16	-	IK16TT
INFINITY Q45	4.5L-V8	VH45DE	MPFI, DOHC, 32v	08/93	97	IK20TT	1.0	IK20	-	IK20TT
JUKE	1.6L-I4	HR16DE	MPFI, DOHC VVT, 16v, 86KW	02/12	ON	IXEH20ETT	1.0	-	-	IXEH20ETT
	1.6L-I4	MR16DDT	Direct Inj, DOHC VVT, I/C Turbo, 16v, 140KW	10/13	ON	DEALER SALES	-	-	-	-
JUNIOR	2.0L-I4	H20	CARB, OHV, 8v	66	69	W16ES-U	0.8	-	-	-
LARGO	2.0L-I4	CA20S	CARB, SOHC, 8v	86	93	W20EX-U11	1.1	IW20	W20TT	IW20TT
	2.4L-I4	KA24DE	MPFI, DOHC, 16v	05/93	98	K16PR-U	0.8	IK16	K16TT	IK16TT
LAUREL	2.0L-I6	L20E	EFI, SOHC, 12v	80	85	W16EX-U11	1.1	IW16	W16TT	IW16TT
	2.0L-I6	RB20DE	EFI, DOHC, 24v	89	92	IQ16TT	1.0	IQ16	-	IQ16TT
	2.0L-I6	RB20E	EFI, SOHC, 12v	89	93	Q16PR-U11	1.1	IQ16	Q16TT	IQ16TT
LEOPARD	2.0L-I6	L20ET	EFI, SOHC, Turbo, 12v	80	83	W16EX-U11	1.1	IW16	W16TT	IW16TT
MAXIMA A31	3.0L-V6	VG30E	MPFI, SOHC, 12v	01/93	02/95	K20PR-U11	1.1	IK20	K20TT	IK20TT
MAXIMA A32, A33	3.0L-V6	VQ30DE	MPFI, DOHC, 24v	02/95	11/03	IK16TT	1.0	IK16	-	IK16TT
MAXIMA J30	3.0L-V6	VG30E	MPFI, SOHC, 12v	05/90	02/95	K20PR-U11	1.1	IK20	K20TT	IK20TT

MODEL	ENGINE SIZE	ENGINE CODE	SPECIFICATION	FROM	TO	DENSO PRIMARY	GAP (mm)	IRIDIUM POWER	NICKEL TT	IRIDIUM TT (*INDICATES IRIIDIUM TOUGH)
NISSAN (CONT)										
MAXIMA J31	3.5L-V6	VQ35DE	MPFI, DOHC, 24v	12/03	03/09	IKH16TT	1.0	IKH16	-	IKH16TT
MAXIMA J32	2.5L-V6	VQ25DE	MPFI, DOHC, 24v	04/09	13	IXEH20TT	1.0	-	-	IXEH20TT
	3.5L-V6	VQ35DE	MPFI, DOHC, 24v	04/09	13	IXEH22TT	1.0	-	-	IXEH22TT
MICRA	1.2L-I3	HR12DE	MPFI, V-DOHC, 12v	10/10	ON	IXEH20TT	1.0	-	-	IXEH20TT
	1.3L-I4	CG13DE	MPFI, DOHC, 16v	05/95	12/97	K16PR-U11	1.1	IK16	K16TT	IK16TT
	1.4L-I4	CR14DE	MPFI, V-DOHC, 16v	12/07	09/10	KH16TT	1.0	IKH16	KH16TT	IKH16TT
	1.5L-I4	HR15DE	MPFI, V-DOHC, 16v	10/10	ON	IXEH20TT	1.0	-	-	IXEH20TT
MURANO	3.5L-V6	VQ35DE	MPFI, V-DOHC, 24v	07/05	01/09	IKH16TT	1.0	IKH16	-	IKH16TT
	3.5L-V6	VQ35DE	MPFI, V-DOHC, 24v	10/09	ON	IXEH22TT	1.0	-	-	IXEH22TT
NAVARA D21	2.0L-I4	Z20	CARB, SOHC, 8v	01/86	10/95	W20EP-U	0.8	IW20	W20TT	IW20TT
	2.0L-I4	Z20S	CARB, SOHC, 8v, 66KW	08/86	09/89	W16EXR-U11	1.1	IW16	W16TT	IW16TT
	2.4L-I4	Z24	CARB, SOHC, 8v	01/86	05/92	W20EP-U	0.8	IW20	W20TT	IW20TT
NAVARA D21 GL	2.0L-I4	Z20S	CARB, SOHC, 8v, 66KW	08/87	09/89	W16EPR-U	0.8	IW16	W16TT	IW16TT
NAVARA D21, D22	2.4L-I4	KA24E	MPFI, SOHC, 8v	06/92	08/99	K16GPR-U11	1.1	-	-	VKA16*
	3.0L-V6	VG30E	MPFI, SOHC, 12v	06/92	06/04	K20R-U	0.8	IK20	K20TT	IK20TT
NAVARA D22	2.4L-I4	KA24DE	MPFI, DOHC, 8v	08/99	12/05	K16PR-U11	1.1	IK16	K16TT	IK16TT
	3.3L-V6	VG33E	MPFI, SOHC, 12v	03/03	12/05	IK16TT	1.0	IK16	-	IK16TT
NAVARA D40	4.0L-V6	VQ40DE	MPFI, V-DOHC, 24v	12/05	ON	IKH16TT	1.0	IKH16	-	IKH16TT
NAVARA D23, NP300	2.5L-I4	QR25DE	MPFI, DOHC VVT, 16v, 122KW	11/15	ON	IXEH20TT	1.0	-	-	IXEH20TT
NOMAD	2.4L-I4	Z24	CARB, SOHC, 8v (Inlet)	01/87	10/92	W20EP-U	0.8	IW20	W20TT	IW20TT
	2.4L-I4	Z24	CARB, SOHC, 8v (Exhaust)	01/87	10/92	W16EP-U	0.8	IW16	W16TT	IW16TT
NX, NX-R B13	2.0L-I4	SR20DE	MPFI, DOHC, 16v	12/91	01/96	IK20TT	1.0	IK20	-	IK20TT
PATHFINDER D21	2.4L-I4	Z24	CARB, SOHC, 8v (Inlet)	01/87	10/92	W20EP-U	0.8	IW20	W20TT	IW20TT
	2.4L-I4	Z24	CARB, SOHC, 8v (Exhaust)	01/87	10/92	W16EP-U	0.8	IW16	W16TT	IW16TT
	3.0L-V6	VG30E	MPFI, SOHC, 12v	10/92	11/95	K20R-U	0.8	IK20	K20TT	IK20TT
PATHFINDER R50	3.3L-V6	VG33E	MPFI, SOHC, 12v, 125KW	11/95	06/05	K16PR-U11	1.1	IK16	K16TT	IK16TT
PATHFINDER R51	4.0L-V6	VQ40DE	MPFI, V-DOHC, 24v	07/05	05/10	IKH16TT	1.0	IKH16	-	IKH16TT
PATHFINDER R52	3.5L-V6	VQ35DE	MPFI, DOHC VVT, 24v, 190KW	10/13	ON	IXEH22TT	1.0	-	-	IXEH22TT

MODEL	ENGINE SIZE	ENGINE CODE	SPECIFICATION	FROM	TO	DENSO PRIMARY	GAP (mm)	IRIDIUM POWER	NICKEL TT	IRIDIUM TT (*INDICATES IRIIDIUM TOUGH)
NISSAN (CONT)										
PATROL G60	4.0L-I6	P	CARB, OHV, 12v	73	80	W16ES-U	0.8	-	-	-
PATROL GQ	3.0L-I6	RB30S	CARB, SOHC, 12v	01/90	12/97	K20PR-U	0.8	IK20	K20TT	IK20TT
	4.2L-I6	TB42S	CARB, OHV, 12v	01/88	12/95	W16EP-U	0.8	IW16	W16TT	IW16TT
	4.2L-I6	TB42E	MPFI, OHV, 12v	02/92	12/97	W16EPR-U	0.8	IW16	W16TT	IW16TT
PATROL GU, GUII	4.5L-I6	TB45E	MPFI, SOHC, 12v	12/97	10/01	W16EPR-U11	1.1	IW16	W16TT	IW16TT
PATROL GUIII, GUIV, GUVI, GUVII	4.8L-I6	TB48DE	MPFI, DOHC, 24v	10/01	01/12	K16HPR-U11	1.1	IKH16	KH16TT	IKH16TT
PATROL MQ	2.8L-I6	L28	CARB, SOHC, 12v	09/80	12/87	W20EP-U	0.8	IW20	W20TT	IW20TT
	4.0L-I6	P40	CARB, SOHC, 12v	09/84	12/85	W16EP-U	0.8	IW16	W16TT	IW16TT
PATROL Y62	5.6L-V8	VK56VD	Direct Inj, DOHC VVT, 32v, 298KW	02/13	ON	IXEH22TT	1.0	-	-	IXEH22TT
PINTARA R31 (RWD)	2.0L-I4	CA20E	MPFI, SOHC, 8v	06/86	12/90	Q20-U11	1.1	IQ20	Q20TT	IQ20TT
PINTARA U12 (FWD)	2.0L-I4	CA20E	MPFI, SOHC, 8v (Inlet)	11/89	10/92	Q20PR-U11	1.1	IQ20	Q20TT	IQ20TT
	2.0L-I4	CA20E	MPFI, SOHC, 8v (Exhaust)	11/89	10/92	Q16PR-U11	1.1	IQ16	Q16TT	IQ16TT
	2.4L-I4	KA24E	MPFI, SOHC, 8v	11/89	10/92	K16GPR-U11	1.1	-	-	VKA16*
PRAIRIE	1.5L-I4	E15	CARB, SOHC, 8v	12/82	08/86	W16EP-U	0.8	IW16	W16TT	IW16TT
	2.0L-I4	CA20S	CARB, SOHC, 8v, 67KW	09/88	07/95	Q20PR-U11	1.1	IQ20	Q20TT	IQ20TT
PRIMERA	2.0L-I4	SR20DE	EFI, DOHC, 16v	95	02	K16R-U11	1.1	IK16	K16TT	IK16TT
PULSAR N10	1.4L-I4	A14	CARB, OHV, 8v	10/80	12/81	W16EP-U	0.8	IW16	W16TT	IW16TT
PULSAR N10, N11, N12	1.3L-I4	E13	CARB, SOHC, 8v	10/81	12/86	W16EP-U	0.8	IW16	W16TT	IW16TT
	1.5L-I4	E15	CARB, SOHC, 8v	10/81	04/86	W16EP-U	0.8	IW16	W16TT	IW16TT
PULSAR N12	1.6L-I4	E16S	CARB, SOHC, 8v	01/86	07/87	W16EPR-U11	1.1	IW16	W16TT	IW16TT
PULSAR N12 (TURBO)	1.5L-I4	E15T	MPFI, SOHC, Turbo, 8v (Leaded)	10/83	12/85	W20EP-U	0.8	IW20	W20TT	IW20TT
	1.5L-I4	E15T	MPFI, SOHC, Turbo, 8v (Unleaded)	01/86	07/87	W20EPR-U11	1.1	IW20	W20TT	IW20TT
PULSAR N13	1.6L-I4	16LF	CARB, SOHC, 8v	07/87	05/89	W20EP-U	0.8	IW20	W20TT	IW20TT
	1.6L-I4	16LF	MPFI, SOHC, 8v	07/87	09/91	W20EPR-U11	1.1	IW20	W20TT	IW20TT
	1.8L-I4	18LE	MPFI, SOHC, 8v	07/87	09/91	W20EPR-U11	1.1	IW20	W20TT	IW20TT
	1.5L-I4	GA15S	CARB, SOHC, 12v	88	90	Q16PR-U11	1.1	IQ16	Q16TT	IQ16TT
PULSAR N14	1.6L-I4	GA16DE	MPFI, DOHC, 16v	10/91	09/95	K16PR-U11	1.1	IK16	K16TT	IK16TT
	1.8L-I4	SR18DE	MPFI, DOHC, 16v	92	95	IK16TT	1.0	IK16	-	IK16TT

MODEL	ENGINE SIZE	ENGINE CODE	SPECIFICATION	FROM	TO	DENSO PRIMARY	GAP (mm)	IRIDIUM POWER	NICKEL TT	IRIDIUM TT (*INDICATES IRIIDIUM TOUGH)
NISSAN (CONT)										
PULSAR N14	2.0L-14	SR20DE	MPFI, DOHC, 16v	10/91	09/95	IK16TT	1.0	IK16	-	IK16TT
PULSAR N14 Gti-R TURBO	2.0L-14	SR20DET	MPFI, DOHC, Turbo, 16v, 153KW	90	95	IK22	0.8	IK22	-	VK22*
PULSAR N15	1.6L-14	GA16DE	MPFI, DOHC, 16v	10/95	09/00	K20PR-U11	1.1	IK20	K20TT	IK20TT
	2.0L-14	SR20DE	MPFI, DOHC, 16v	10/95	09/00	IK20TT	1.0	IK20	-	IK20TT
PULSAR N15 VZ-R	1.6L-14	SR16VE	EFI, DOHC VVT, 16v, 130KW	09/97	09/00	K20PR-U	0.8	IK20	K20TT	IK20TT
PULSAR N16	1.6L-14	QG16DE	MPFI, DOHC, 16v	07/00	02/03	K16PR-U	0.8	IK16	K16TT	IK16TT
	1.8L-14	QG18DE	MPFI, DOHC, 16v	00	03	K16PR-U	0.8	IK16	K16TT	IK16TT
	1.8L-14	QG18DE	MPFI, DOHC, 16v	03	06	K16HPR-U11	1.1	IKH16	KH16TT	IKH16TT
PULSAR C12, B17	1.8L-14	MRA8DE	MPFI, DOHC VVT, 16v, 96KW	02/13	ON	IXEH20TT	1.0	-	-	IXEH20TT
	1.6L-14	MR16DDT	Direct Inj, DOHC VVT, I/C Turbo, 16v, 140KW	06/13	ON	DEALER SALES	-	-	-	-
QASHQAI	2.0L-14	MR20DE	MPFI, DOHC, 16v, 102KW	07/14	ON	IXEH20TT	1.0	-	-	IXEH20TT
S-Cargo	1.5L-14	E15S	Twin CARB, SOHC, 8v	01/89	12/90	W16EPR-U11	1.1	IW16	W16TT	IW16TT
SENTRA	1.3L-14	E13S	CARB, SOHC, 8v	86	89	W16EX-U11	1.1	IW16	W16TT	IW16TT
SENTRA	2.0L-14	SR20DE	MPFI, DOHC, 16v	10/92	11/95	K16PR-U	0.8	IK16	K16TT	IK16TT
SILVIA S110	2.0L-14	Z20E	MPFI, SOHC, 8v	03/79	09/83	W20EP11	1.1	IW20	W20TT	IW20TT
SILVIA S12 GAZELLE	1.8L-14	CA18ET	MPFI, SOHC, Turbo, 8v	08/83	05/88	Q20-U11	1.1	IQ20	Q20TT	IQ20TT
	2.0L-14	CA20E	MPFI, SOHC, 8v (Req. 8 Spark Plugs)	01/84	11/88	Q20-U11	1.1	IQ20	Q20TT	IQ20TT
SILVIA S13 180SX 200SX	1.8L-14	CA18DE	MPFI, DOHC, 16v	05/88	01/91	IQ20TT	1.0	IQ20	-	IQ20TT
	1.8L-14	CA18DET	MPFI, DOHC, Turbo, 16v, 124KW	04/89	01/91	IQ20TT	1.0	IQ20	-	IQ20TT
SILVIA S13 180SX TYPE-S	2.0L-14	SR20DE	MPFI, DOHC, 16v, 102KW	08/96	12/98	IK20TT	1.0	IK20	-	IK20TT
SILVIA S13 200SX	2.0L-14	SR20DE	MPFI, DOHC, 16v	01/91	10/93	IK20TT	1.0	IK20	-	IK20TT
SILVIA S13 180SX 200SX	2.0L-14	SR20DET	MPFI, DOHC, Turbo, 16v, 153KW	01/91	12/98	IK20TT	1.0	IK20	-	IK20TT
SILVIA S14 200SX	2.0L-14	SR20DE	MPFI, DOHC, 16v, 102KW	10/93	06/96	K20R-U	0.8	IK20	K20TT	IK20TT
	2.0L-14	SR20DE	MPFI, DOHC, 16v, 102KW	06/96	01/99	IK20TT	1.0	IK20	-	IK20TT
	2.0L-14	SR20DET	MPFI, DOHC, Turbo, 16v, 153KW	10/93	01/99	IK20TT	1.0	IK20	-	IK20TT
SILVIA S15 200SX	2.0L-14	SR20DE	MPFI, DOHC, 16v	01/99	08/02	K20R-U	0.8	IK20	K20TT	IK20TT
	2.0L-14	SR20DET	MPFI, DOHC, Turbo, 16v, 186KW	01/99	08/02	IK20TT	1.0	-	-	IK20TT
SKYLINE C210, C211	2.4L-16	L24	CARB, SOHC, 12v	03/78	03/81	W20EP-U	0.8	IW20	W20TT	IW20TT

MODEL	ENGINE SIZE	ENGINE CODE	SPECIFICATION	FROM	TO	DENSO PRIMARY	GAP (mm)	IRIDIUM POWER	NICKEL TT	IRIDIUM TT (*INDICATES IRIIDIUM TOUGH)
NISSAN (CONT)										
SKYLINE R30	2.0L-I6	L20ET	EFI, SOHC, Turbo, 12v	08/81	08/85	W16EX-U11	1.1	IW16	W16TT	IW16TT
	2.4L-I6	L24E	MPFI, SOHC, 12v	03/81	06/86	W20EP11	1.1	IW20	W20TT	IW20TT
SKYLINE R31	2.0L-I6	RB20DE	MPFI, DOHC, 24v	08/85	08/87	IQ16TT	1.0	IQ16	-	IQ16TT
	2.0L-I6	RB20DE	MPFI, DOHC, 24v	08/87	11/89	IQ20TT	1.0	IQ20	-	IQ20TT
	3.0L-I6	RB30E	MPFI, SOHC, 12v	07/86	12/90	Q20PR-U11	1.1	IQ20	Q20TT	IQ20TT
SKYLINE R31 (TURBO)	2.0L-I6	RB20DET	MPFI, DOHC, Turbo, 24v, 141KW	08/85	08/87	IQ16TT	1.0	IQ16	-	IQ16TT
	2.0L-I6	RB20DET	MPFI, DOHC, Turbo, 24v, 141KW	08/87	05/89	IQ20TT	1.0	IQ20	-	IQ20TT
SKYLINE R31 GT	2.0L-I6	RB20E	MPFI, SOHC, 12v, 96KW	08/85	04/89	Q16PR-U11	1.1	IQ16	Q16TT	IQ16TT
SKYLINE R31 GT TURBO	2.0L-I6	RB20ET	MPFI, SOHC, Turbo, 12v, 108KW	08/85	04/89	Q20PR-U11	1.1	IQ20	Q20TT	IQ20TT
SKYLINE R31 GTS-X	2.0L-I6	RB20E	MPFI, SOHC, 12v, 96KW	05/86	04/89	Q16PR-U11	1.1	IQ16	Q16TT	IQ16TT
SKYLINE R32	2.0L-I6	RB20E	MPFI, SOHC, 12v	05/89	08/93	Q16PR-U11	1.1	IQ16	Q16TT	IQ16TT
	2.0L-I6	RB20DE	MPFI, DOHC, 24v	05/89	08/91	IQ16TT	1.0	IQ16	-	IQ16TT
	2.0L-I6	RB20DE	MPFI, DOHC, 24v	08/91	08/93	IQ20TT	1.0	IQ20	-	IQ20TT
	2.5L-I6	RB25DE	MPFI, DOHC, 24v	08/91	08/93	IQ16TT	1.0	IQ16	-	IQ16TT
SKYLINE R32 (TURBO)	2.0L-I6	RB20DET	MPFI, DOHC, Turbo, 24v, 158KW	05/89	08/91	IQ16TT	1.0	IQ16	-	IQ16TT
	2.0L-I6	RB20DET	MPFI, DOHC, Turbo, 24v, 158KW	08/91	08/93	IQ20TT	1.0	IQ20	-	IQ20TT
SKYLINE R32 (GTR)	2.6L-I6	RB26DETT	MPFI, DOHC, Twin Turbo, 24v, 206KW	08/89	01/95	IQ20TT	1.0	IQ20	-	IQ20TT
SKYLINE R33	2.0L-I6	RB20E	MPFI, SOHC, 12v	08/93	05/98	Q16PR-U11	1.1	IQ16	Q16TT	IQ16TT
	2.5L-I6	RB25DE	MPFI, DOHC, 24v	08/93	05/98	IK16TT	1.0	IK16	-	IK16TT
SKYLINE R33 (TURBO)	2.5L-I6	RB25DET	MPFI, DOHC, Turbo, 24v, 184KW	08/93	98	IK16TT	1.0	IK16	-	IK16TT
SKYLINE R33 (GTR)	2.6L-I6	RB26DETT	MPFI, DOHC, Twin Turbo, 24v, 224KW	01/95	01/99	IQ20TT	1.0	IQ20	-	IQ20TT
SKYLINE R34	2.5L-I6	RB25DE	MPFI, DOHC, 24v, 149KW	05/98	05/01	IK16TT	1.0	IK16	-	IK16TT
SKYLINE R34 (TURBO)	2.5L-I6	RB25DET	MPFI, DOHC, Turbo, 24v, 208KW	05/98	05/01	IK20TT	1.0	IK20	-	IK20TT
SKYLINE R34 (GTR)	2.6L-I6	RB26DETT	MPFI, DOHC, Twin Turbo, 24v, 244KW	01/99	12/07	IQ20TT	1.0	IQ20	-	IQ20TT
SKYLINE V35	2.5L-V6	VQ25DD	Direct Inj, DOHC VVT, 24v, 158KW	06/01	10/06	KH16TT	1.0	IKH16	KH16TT	IKH16TT
	3.0L-V6	VQ30DD	Direct Inj, DOHC VVT, 24v, 191KW	06/01	11/04	KH16TT	1.0	IKH16	KH16TT	IKH16TT
	3.5L-V6	VQ35DE	MPFI, V-DOHC, 24v	02/02	10/06	IKH16TT	1.0	IKH16	-	IKH16TT
SKYLINE V36 350GT	3.5L-V6	VQ35HR	Direct Inj, DOHC VVT, 24v, 234KW	11/06	11/08	IXEH22TT	1.0	-	-	IXEH22TT

MODEL	ENGINE SIZE	ENGINE CODE	SPECIFICATION	FROM	TO	DENSO PRIMARY	GAP (mm)	IRIDIUM POWER	NICKEL TT	IRIDIUM TT (*INDICATES IRIIDIUM TOUGH)
NISSAN (CONT)										
SKYLINE V36 370GT	3.7L-V6	VQ37VHR	Direct Inj, DOHC VVT, 24v, 248KW	10/07	ON	FXE24HR11	1.1	-	-	-
SKYLINE J50 CROSSOVER 370GT	3.7L-V6	VQ37VHR	Direct Inj, DOHC VVT, 24v, 243KW	07/09	ON	FXE24HR11	1.1	-	-	-
STAGEA C34	2.5L-I6	RB25DE	MPFI, DOHC, 24v, 149KW	09/96	09/01	IK16TT	1.0	IK16	-	IK16TT
	2.5L-I6	RB25DET	MPFI, DOHC, Turbo, 24v, 208KW	09/96	09/01	IK20TT	1.0	IK20	-	IK20TT
STAGEA M35	2.5L-V6	VQ25DD	Direct Inj, DOHC VVT, 24v, 260KW	10/01	06/07	KH16TT	1.0	IKH16	KH16TT	IKH16TT
	2.5L-V6	VQ25DET	Direct Inj, DOHC, Turbo, 24v, 208KW	10/01	07/04	IKH20TT	1.0	IKH20	-	IKH20TT
	3.5L-V6	VQ35DE	MPFI, DOHC VVT, 24v, 202KW	08/04	06/07	IKH16TT	1.0	IKH16	-	IKH16TT
STANZA	1.6L-I4	L16	CARB, SOHC, 8v	10/78	09/83	W16EP-U	0.8	IW16	W16TT	IW16TT
SUNNY	1.2L-I4	A12	CARB, OHV, 8v	01/79	12/83	W16EP-U	0.8	IW16	W16TT	IW16TT
SUNNY B122	1.2L-I4	A12	CARB, OHV, 8v	84	91	W16EP-U	0.8	IW16	W16TT	IW16TT
SUNNY B310	1.4L-I4	A14	CARB, OHV, 8v	78	82	W16EP-U	0.8	IW16	W16TT	IW16TT
	1.4L-I4	A14	CARB, OHV, 8v	79	81	W16EP-U	0.8	IW16	W16TT	IW16TT
	1.5L-I4	A15	CARB, OHV, 8v	79	81	W16EP-U	0.8	IW16	W16TT	IW16TT
TERRANO D21	3.0L-V6	VG30I	TBI, SOHC, 12v	10/87	10/89	Q16TT	1.0	IQ16	Q16TT	IQ16TT
TERRANO II R20	2.4L-I4	KA24E	MPFI, SOHC, 8v	03/97	06/00	K16GPR-U11	1.1	-	-	VKA16*
TIIDA	1.5L-I4	HR15DE	MPFI, DOHC, 16v, 80KW	09/04	12	IXEH20ETT	1.0	-	-	IXEH20ETT
	1.8L-I4	MR18DE	MPFI, V-DOHC, 16v	02/06	ON	IXEH20TT	1.0	-	-	IXEH20TT
TINO	1.8L-I4	QG18DE	MPFI, DOHC VVT, 16v, 89KW	12/98	09/02	K16PR-U11	1.1	IK16	K16TT	IK16TT
	1.8L-I4	QG18DE	MPFI, DOHC VVT, 16v, 89KW	10/02	03/03	K16HPR-U11	1.1	IKH16	KH16TT	IKH16TT
URVAN	1.6L-I4	J16	CARB, OHV, 8v	74	75	W16EX-U	0.8	IW16	W16TT	IW16TT
	2.0L-I4	H20	CARB, OHV, 8v	80	82	W16ES-U	0.8	-	-	-
	2.0L-I4	Z20	CARB, SOHC, 8v	09/82	12/86	W16EP-U	0.8	IW16	W16TT	IW16TT
	2.4L-I4	Z24S	CARB, SOHC, 8v	03/87	09/93	W20EP-U	0.8	IW20	W20TT	IW20TT
UTE XFN (Ford rebadged)	4.1L-I6	250ci	CARB, OHV, 12v	07/88	09/92	J16AR-U11	1.1	-	-	-
VANETTE	1.2L-I4	A12	CARB, OHV, 8v	07/82	90	W16EP-U	0.8	IW16	W16TT	IW16TT
	1.5L-I4	A15	CARB, OHV, 8v	05/83	12/86	W16EP-U	0.8	IW16	W16TT	IW16TT
	2.0L-I4	Z20	CARB, SOHC, 8v	01/87	09/93	W20EP-U	0.8	IW20	W20TT	IW20TT
X-TRAIL	2.0L-I4	QR20DE	Direct Inj, DOHC VVT, 16v, 111KW	10/00	07/07	K16HPR-U11	1.1	IKH16	KH16TT	IKH16TT

MODEL	ENGINE SIZE	ENGINE CODE	SPECIFICATION	FROM	TO	DENSO PRIMARY	GAP (mm)	IRIDIUM POWER	NICKEL TT	IRIDIUM TT (*INDICATES IRIIDIUM TOUGH)
NISSAN (CONT)										
X-TRAIL	2.0L-I4	MR20DE	MPFI, DOHC, 16v	01/11	ON	IXEH20TT	1.0	-	-	IXEH20TT
	2.5L-I4	QR25DE	MPFI, DOHC, 16v	10/01	01/06	K16HPR-U11	1.1	IKH16	KH16TT	IKH16TT
	2.5L-I4	QR25DE	MPFI, DOHC, 16v	02/06	ON	IXEH20TT	1.0	-	-	IXEH20TT
OPEL										
ASTRA TS	2.2L-I4	Z22SE	MPFI, DOHC, 16v, 108KW	12/01	04	ITV20TT	1.0	ITV20	-	ITV20TT
ASTRA AH	1.8L-I4	Z18XE	MPFI, DOHC, 16v, 90KW	11/04	03/07	KJ16CR-L11	1.1	IK16	K16TT	IK16TT
ASTRA PJ	1.4L-I4	A14NET	MPFI, DOHC VVT, Turbo, 16v, 103KW	09/12	ON	IK22	0.8	IK22	-	VK22*
	1.6L-I4	A16LET	MPFI, DOHC VVT, Turbo, 16v, 132KW	09/12	ON	KJ20CR-L11	1.1	IK20L	K20TT	IK20TT
	2.0L-I4	A20NFT	MPFI, DOHC VVT, Turbo, 16v, 206KW	02/13	ON	ITV16TT	1.0	ITV16	-	ITV16TT
CORSA	1.4L-I4	A14XER	MPFI, DOHC VVT, 16v, 74KW	09/12	ON	KJ20CR-L11	1.1	IK20L	K20TT	IK20TT
	1.6L-I4	A16LER	MPFI, DOHC VVT, Turbo, 16v, 141KW	02/13	ON	KJ20CR-L11	1.1	IK20L	K20TT	IK20TT
INSIGNIA	2.0L-I4	A20NFT	MPFI, DOHC VVT, Turbo, 16v, 162KW	09/12	ON	ITV16TT	1.0	ITV16	-	ITV16TT
	2.8L-V6	A28NER	MPFI, DOHC VVT, Turbo, 24v, 239KW	02/13	ON	DEALER SALES	-	-	-	-
PEUGEOT										
2008	1.6L-I4	EP6C	MPFI, DOHC VVT, 16v, 88KW	10/13	ON	DEALER SALES	-	-	-	-
205	1.4L-I4	TU3	CARB, SOHC, 8v	84	93	Q16-U	0.8	IQ16	Q16TT	IQ16TT
	1.6L-I4	XU5J	EFI, SOHC, 8v	84	88	Q20R-U	0.8	IQ20	Q20TT	IQ20TT
	1.6L-I4	XU5M	MPFI, SOHC, 8v	10/91	04/94	Q20PR-U	0.8	IQ20	Q20TT	IQ20TT
205 GTi	1.9L-I4	XU9J	MPFI, SOHC, 8v	10/87	12/94	Q20PR-U	0.8	IQ20	Q20TT	IQ20TT
206	1.4L-I4	TU3JP	MPFI, SOHC, 8v, 55KW	09/99	01/01	K20PR-U	0.8	IK20	K20TT	IK20TT
	1.4L-I4	TU3	MPFI, SOHC, 8v	03/02	02/07	K20PR-U	0.8	IK20	K20TT	IK20TT
	1.6L-I4	TU5JP	MPFI, SOHC, 8v, 67KW	09/99	01/01	K20TXR	1.0	IK20	K20TT	IK20TT
	1.6L-I4	TU5JP4	MPFI, DOHC, 16v, 80KW	02/01	02/07	K20TXR	1.0	IK20	K20TT	IK20TT
	2.0L-I4	EW10J4	MPFI, DOHC, 16v	10/01	06/07	K16HPR-U11	1.1	IKH16	KH16TT	IKH16TT
206 GTi	2.0L-I4	EW10J4/S	MPFI, DOHC, 16v, 102KW	09/99	02/07	K16HPR-U11	1.1	IKH16	KH16TT	IKH16TT
207	1.4L-I4	TU3JP	MPFI, SOHC, 8v	02/07	08/09	K20PR-U	0.8	IK20	K20TT	IK20TT
	1.4L-I4	ET3J4	MPFI, V-DOHC, 16v	02/07	06/10	IXEH22TT	1.0	-	-	IXEH22TT
	1.4L-I4	EP3C	MPFI, DOHC VVT, 16v, 70KW	07/10	ON	DEALER SALES	-	-	-	-

MODEL	ENGINE SIZE	ENGINE CODE	SPECIFICATION	FROM	TO	DENSO PRIMARY	GAP (mm)	IRIDIUM POWER	NICKEL TT	IRIDIUM TT (*INDICATES IRIIDIUM TOUGH)
PEUGEOT (CONT)										
207	1.6L-14	EP6	MPFI, DOHC VVT, 16v, 88KW	02/07	ON	DEALER SALES	-	-	-	-
	1.6L-14	EP6C	MPFI, DOHC VVT, 16v, 88KW	12/09	ON	DEALER SALES	-	-	-	-
207 GT, TURBO	1.6L-14	EP6DT	Direct Inj, DOHC, Turbo, 16v, 110KW	07/07	ON	DEALER SALES	-	-	-	-
207 GTi	1.6L-14	EP6DTS	Direct Inj, DOHC, Turbo, 16v, 128KW	08/07	04/12	DEALER SALES	-	-	-	-
208	1.2L-13	1.2	MPFI, DOHC VVT, 12v, 60KW	10/12	ON	IXEH20TT	1.0	-	-	IXEH20TT
	1.6L-14	EP6C	MPFI, DOHC VVT, 16v, 88KW	10/12	09/15	DEALER SALES	-	-	-	-
	1.6L-14	EP6CDT	Direct Inj, DOHC VVT, Turbo, 16v, 115KW	10/12	02/15	DEALER SALES	-	-	-	-
208 GTi	1.6L-14	EP6DT	Direct Inj, DOHC VVT, I/C Turbo, 16v, 147 - 153KW	08/13	ON	DEALER SALES	-	-	-	-
3008	1.6L-14	EP6CDT	Direct Inj, DOHC VVT, Turbo, 16v, 115KW	06/10	ON	DEALER SALES	-	-	-	-
306	1.4L-14	TU3	CARB, SOHC, 8v	93	95	Q16-U	0.8	IQ16	Q16TT	IQ16TT
	1.6L-14	TU5JP	MPFI, SOHC, 8v	94	99	K20TXR	1.0	IK20	K20TT	IK20TT
	1.8L-14	XU7JP	MPFI, SOHC, 8v	04/94	08/99	Q20PR-U	0.8	IQ20	Q20TT	IQ20TT
	1.8L-14	ZU7JP4	MPFI, DOHC, 16v	07/97	10/00	K20PR-U	0.8	IK20	K20TT	IK20TT
	2.0L-14	XU10J2	MPFI, SOHC, 8v	11/95	06/97	Q20PR-U	0.8	IQ20	Q20TT	IQ20TT
	2.0L-14	XU10J4	MPFI, DOHC, 16v	07/94	09/99	K20TXR	1.0	IK20	K20TT	IK20TT
	2.0L-14	XU10J4	MPFI, DOHC, 16v	10/99	12/03	K20PR-U	0.8	IK20	K20TT	IK20TT
307	1.6L-14	TU5JP4	MPFI, DOHC, 16v, 80KW	12/01	06/08	IKH20TT	1.0	IKH20	-	IKH20TT
	2.0L-14	EW10JS	MPFI, DOHC, 16v	12/01	12/08	K16HPR-U11	1.1	IKH16	KH16TT	IKH16TT
	2.0L-14	EW10J4	MPFI, DOHC, 16v	12/01	12/08	K16HPR-U11	1.1	IKH16	KH16TT	IKH16TT
	2.0L-14	EW10A	MPFI, V-DOHC, 16v	10/05	06/08	K16HPR-U11	1.1	IKH16	KH16TT	IKH16TT
	2.0L-14	EW10J4S	MPFI, V-DOHC, 16v	10/05	06/08	K16HPR-U11	1.1	IKH16	KH16TT	IKH16TT
308	1.2L-13	EB2DTS	Direct Inj, DOHC VVT, I/C Turbo, 12v, 96KW	10/14	ON	IXEH20TT	1.0	-	-	IXEH20TT
	1.4L-14	EP3	MPFI, DOHC VVT, 16v, 72KW	08/11	08/13	DEALER SALES	-	-	-	-
	1.6L-14	EP6	MPFI, DOHC VVT, 16v, 88KW	02/08	08/13	DEALER SALES	-	-	-	-
	1.6L-14	EP6DT	Direct Inj, DOHC VVT, Turbo, 16v, 103 - 110KW	02/08	07/11	DEALER SALES	-	-	-	-
	1.6L-14	EP6DTS	Direct Inj, DOHC VVT, Turbo, 16v, 128KW	10/08	02/11	DEALER SALES	-	-	-	-
	1.6L-14	EP6CDT	Direct Inj, DOHC VVT, Turbo, 16v, 103 - 115KW	07/09	ON	DEALER SALES	-	-	-	-
4008	2.0L-14	4B11	MPFI, DOHC VVT, 16v, 110KW	05/12	ON	IK20TT	1.0	IK20	-	IK20TT

MODEL	ENGINE SIZE	ENGINE CODE	SPECIFICATION	FROM	TO	DENSO PRIMARY	GAP (mm)	IRIDIUM POWER	NICKEL TT	IRIDIUM TT (*INDICATES IRIIDIUM TOUGH)
PEUGEOT (CONT)										
404	1.6L-I4	XC5/6/7	CARB, OHV, 8v	11/62	05/70	W20EP-U	0.8	IW20	W20TT	IW20TT
405	1.9L-I4	XU9J2	MPFI, SOHC, 8v	02/89	04/93	Q20PR-U	0.8	IQ20	Q20TT	IQ20TT
	1.9L-I4	XU9J4	MPFI, DOHC, 16v	02/89	04/93	K20TT	1.0	IK20	K20TT	IK20TT
	2.0L-I4	XU10J2	MPFI, SOHC, 8v	05/93	06/95	Q20PR-U	0.8	IQ20	Q20TT	IQ20TT
	2.0L-I4	XU10J4	MPFI, DOHC, 16v	05/93	05/96	K20TXR	1.0	IK20	K20TT	IK20TT
	2.0L-I4	XU10J2	MPFI, SOHC, 8v	07/95	05/96	K20TXR	1.0	IK20	K20TT	IK20TT
406	2.0L-I4	XU10J4	MPFI, DOHC, 16v	09/96	08/99	K20PR-U	0.8	IK20	K20TT	IK20TT
	2.0L-I4	EW10J4	MPFI, DOHC, 16v	08/99	08/04	K16HPR-U11	1.1	IKH16	KH16TT	IKH16TT
	3.0L-V6	ES9J4	MPFI, DOHC, 24v	10/97	12/00	K20PR-U	0.8	IK20	K20TT	IK20TT
	3.0L-V6	ES9J4S	MPFI, V-DOHC, 24v, 152KW	09/00	10/04	IKH16TT	1.0	IKH16	-	IKH16TT
407	2.2L-I4	EW12J4	MPFI, DOHC, 16v	09/04	08/09	K16HPR-U11	1.1	IKH16	KH16TT	IKH16TT
	2.2L-I4	EW12E4	MPFI, DOHC, 16v, 116KW	05/07	03/09	K16HPR-U11	1.1	IKH16	KH16TT	IKH16TT
	3.0L-V6	ES9A	MPFI, V-DOHC, 24v	09/04	08/09	IKH16TT	1.0	IKH16	-	IKH16TT
5008	1.6L-I4	EP6DT	Direct Inj, DOHC, Turbo, 16v, 115KW	05/13	ON	DEALER SALES	-	-	-	-
504	1.8L-I4	XM & KF	CARB, OHV, 8v	06/70	04/71	W20EP-U	0.8	IW20	W20TT	IW20TT
	2.0L-I4	XN	CARB, OHV, 8v	05/71	12/83	W20EP-U	0.8	IW20	W20TT	IW20TT
505	2.0L-I4	XN1	CARB, OHV, 8v	10/80	02/86	T20EP-U	0.8	IT20	T20TT	IT20TT
	2.0L-I4	XN2	MPFI, OHV, 8v	02/86	11/88	T20EP-U	0.8	IT20	T20TT	IT20TT
	2.2L-I4	ZDJL	MPFI, SOHC, 8v	08/83	08/93	T20EP-U	0.8	IT20	T20TT	IT20TT
508	1.6L-I4	EP6CDT	Direct Inj, DOHC, Turbo, 16v, 115KW	07/11	02/15	DEALER SALES	-	-	-	-
604	2.7L-V6	ZM	CARB, SOHC, 12v	04/78	06/82	T20EP-U	0.8	IT20	T20TT	IT20TT
605	3.0L-V6	ZPJ4	MPFI, SOHC, 12v	03/94	08/96	K20TT	1.0	IK20	K20TT	IK20TT
607	2.9L-V6	ES9A	MPFI, DOHC, 24v	05	06	IKH16TT	1.0	IKH16	-	IKH16TT
	3.0L-V6	ES9J4S	MPFI, V-DOHC, 24v	10/01	06/08	IKH16TT	1.0	IKH16	-	IKH16TT
PARTNER	1.6L-I4	TU5JP4B	MPFI, DOHC VVT, 16v, 66KW	08/08	ON	IKH20TT	1.0	IKH20	-	IKH20TT
	1.6L-I4	EP6C	MPFI, DOHC VVT, 16v, 72KW	01/13	ON	DEALER SALES	-	-	-	-
	1.6L-I4	TU5JP4B	MPFI, DOHC VVT, 16v, 72KW	01/13	ON	IKH20TT	1.0	IKH20	-	IKH20TT
RCZ	1.6L-I4	EP6CDT	Direct Inj, DOHC VVT, Turbo, 16v, 115KW	10/10	ON	DEALER SALES	-	-	-	-

MODEL	ENGINE SIZE	ENGINE CODE	SPECIFICATION	FROM	TO	DENSO PRIMARY	GAP (mm)	IRIDIUM POWER	NICKEL TT	IRIDIUM TT (*INDICATES IRIIDIUM TOUGH)
PEUGEOT (CONT)										
RCZ	1.6L-I4	EP6DTS	Direct Inj, DOHC VVT, Turbo, 16v, 147KW	10/10	ON	DEALER SALES	-	-	-	-
	1.6L-I4	EP6DT	Direct Inj, DOHC VVT, I/C Turbo, 16v, 199KW	05/14	ON	DEALER SALES	-	-	-	-
PLYMOUTH (SEE CHRYSLER)										
PONTIAC (SEE GENERAL MOTORS)										
PORSCH										
356	1.3L-F4	1.3	CARB, OHV, 8v	51	54	W22FS-U	0.7	IWF22	-	-
356A, B, C, SC	1.6L-F4	616	CARB, OHV, 8v	01/60	10/65	W22FP-U	0.7	IWF22	-	-
911 911	2.0L-F6	901.01/05	CARB, DOHC, 12v, 97KW	64	66	W22FPR-U	0.7	IWF22	-	-
	2.7L-F6	911/xx	MPFI, SOHC, 12v	01/73	12/77	W22EP-U	0.8	IW22	W22TT	VW22*
	3.0L-F6	930/xx	MPFI, SOHC, 12v	11/75	08/78	W22EP-U	0.8	IW22	W22TT	VW22*
	3.0L-F6	930/xx	MPFI, SOHC, 12v	09/78	10/84	IW24	0.7	IW24	-	-
	3.2L-F6	930/xx	MPFI, SOHC, 12v	01/84	11/89	IW24	0.7	IW24	-	-
911 911E	2.0L-F6	901/xx	MPFI, SOHC, 12v	01/69	12/69	W24ES-U	0.8	IW24	-	-
	2.2L-F6	911/xx	MPFI, SOHC, 12v	01/70	12/71	W24ES-U	0.8	IW24	-	-
	2.4L-F6	911/52	MPFI, SOHC, 12v	01/72	12/73	W24ES-U	0.8	IW24	-	-
911 911L, S	2.0L-F6	901/02	CARB, SOHC, 12v	01/66	12/67	W24ES-U	0.8	IW24	-	-
	2.0L-F6	901/10	MPFI, SOHC, 12v	09/68	12/69	W24ES-U	0.8	IW24	-	-
	2.7L-F6	911/xx	MPFI, SOHC, 12v	11/73	11/75	W22EP-U	0.8	IW22	W22TT	VW22*
911 911T	2.0L-F6	901/03	CARB, SOHC, 12v	09/68	12/69	W22ES-U	0.8	-	-	-
	2.2L-F6	911/xx	CARB, SOHC, 12v	01/70	12/71	W22ES-U	0.8	-	-	-
	2.4L-F6	911/57	CARB, SOHC, 12v	01/72	12/73	W22ES-U	0.8	-	-	-
911 930	3.0L-F6	930/50-54	MPFI, SOHC, Turbo, 12v	11/75	12/77	W24ES-U	0.8	IW24	-	-
	3.3L-F6	930/60	MPFI, SOHC, Turbo, 12v	11/77	12/85	IW24	0.7	IW24	-	-
911 964	3.6L-F6	M64/01	MPFI, SOHC, 12v	10/89	01/94	IK22	0.8	IK22	-	VK22*
911 964 TURBO	3.3L-F6	M30.69	EFI, SOHC, Turbo, 12v, 236KW	03/91	08/93	IK22	0.8	IK22	-	VK22*
911 993	3.6L-F6	M64/xx	MPFI, SOHC, 12v	01/93	07/98	IK22	0.8	IK22	-	VK22*
	3.6L-F6	M64/60	MPFI, SOHC, Turbo, 12v	09/93	06/98	K20TXR	1.0	IK20	K20TT	IK20TT
	3.8L-F6	M64.20	MPFI, SOHC, 12v, 221KW	04/95	12/96	IK22	0.8	IK22	-	VK22*

MODEL	ENGINE SIZE	ENGINE CODE	SPECIFICATION	FROM	TO	DENSO PRIMARY	GAP (mm)	IRIDIUM POWER	NICKEL TT	IRIDIUM TT (*INDICATES IRIIDIUM TOUGH)
PORSCHE (CONT)										
911 996	3.4L-F6	M96.01/02/04	MPFI, DOHC VVT, 24v, 221KW	01/98	08/01	K20TXR	1.0	IK20	K20TT	IK20TT
	3.6L-F6	M96/xx	MPFI, DOHC, 24v	09/99	10/06	K20TXR	1.0	IK20	K20TT	IK20TT
	3.6L-F6	M96/70	MPFI, DOHC, Turbo, 24v	12/00	01/08	IK22	0.8	IK22	-	VK22*
911 997 CARRERA	3.6L-F6	M96.05	MPFI, DOHC VVT, 24v, 239KW	10/04	09/08	IK22	0.8	IK22	-	VK22*
911 997 CARRERA 4	3.6L-F6	M96.05	MPFI, DOHC VVT, 24v, 239KW	02/06	09/08	IK22	0.8	IK22	-	VK22*
	3.8L-F6	M97.01	MPFI, DOHC VVT, 24v, 261KW	02/06	09/08	IK22	0.8	IK22	-	VK22*
911 997 CARRERA 4S	3.8L-F6	M97.01	MPFI, DOHC VVT, 24v, 261KW	02/06	09/08	IK22	0.8	IK22	-	VK22*
911 997 CARRERA S	3.8L-F6	M97.01	MPFI, DOHC VVT, 24v, 261KW	10/04	01/12	IK22	0.8	IK22	-	VK22*
911 997 TARGA 4	3.6L-F6	M96.05	MPFI, DOHC VVT, 24v, 239KW	11/06	09/08	IK22	0.8	IK22	-	VK22*
911 997 TARGA 4S	3.8L-F6	M97.01	MPFI, DOHC VVT, 24v, 261KW	11/06	09/08	IK22	0.8	IK22	-	VK22*
912	1.6L-F4	923.02	CARB, OHV, 8v, 67KW	65	69	W22FP-U	0.7	IWF22	-	-
924	2.0L-I4		MPFI, SOHC, 8v	01/77	08/82	W22EP-U	0.8	IW22	W22TT	VW22*
924	2.0L-I4		MPFI, SOHC, Turbo, 8v	01/80	08/82	IW24	0.7	IW24	-	-
928	4.5L-V8	M28/xx	MPFI, SOHC, 16v	02/78	10/82	W20EP-U	0.8	IW20	W20TT	IW20TT
928 GTS	5.4L-V8	M28/49-50	MPFI, DOHC, 32v	04/92	08/95	W20EPB	0.85	IW20	W20TT	IW20TT
928 S, S4, GT	4.7L-V8	M28/xx	MPFI, SOHC, 16v	06/80	12/85	W20EPR-U	0.8	IW20	W20TT	IW20TT
	5.0L-V8	M28/xx	MPFI, DOHC, 32v	01/86	08/91	W20EPR-U	0.8	IW20	W20TT	IW20TT
944	2.5L-I4	M44	MPFI, SOHC, 8v, 112 - 118KW	03/82	07/88	W20EPR-U	0.8	IW20	W20TT	IW20TT
	2.7L-I4	M44	MPFI, SOHC, 8v	08/88	10/89	W20EPR-U	0.8	IW20	W20TT	IW20TT
944 S	2.5L-I4	M44/40	MPFI, DOHC, 16v, 140KW	10/87	02/89	W20EPR-U	0.8	IW20	W20TT	IW20TT
944 S2	3.0L-I4	M44/41	MPFI, DOHC, 16v	03/89	12/91	W22TT	0.8	IW22	W22TT	VW22*
944 TURBO	2.5L-I4	M44/50-52	MPFI, SOHC, Turbo, 8v	01/86	03/91	W20EPR-U	0.8	IW20	W20TT	IW20TT
968	3.0L-I4	M44/43-44	MPFI, V-DOHC, 16v	02/92	08/95	K20TT	1.0	IK20	K20TT	IK20TT
BOXSTER 986	2.5L-F6	M96/20	MPFI, V-DOHC, 24v	01/97	10/99	K20TXR	1.0	IK20	K20TT	IK20TT
	2.7L-F6	M96/22	MPFI, V-DOHC, 24v	10/99	12/04	K20TXR	1.0	IK20	K20TT	IK20TT
	2.7L-F6	M96.23	MPFI, DOHC VVT, 24v, 168KW	08/02	12/04	K20TXR	1.0	IK20	K20TT	IK20TT
BOXSTER 986 S	3.2L-F6	M96/21	MPFI, V-DOHC, 24v	10/99	01/05	K20TXR	1.0	IK20	K20TT	IK20TT
	3.2L-F6	M96.24	MPFI, DOHC VVT, 24v, 191KW	08/02	01/05	K20TXR	1.0	IK20	K20TT	IK20TT

MODEL	ENGINE SIZE	ENGINE CODE	SPECIFICATION	FROM	TO	DENSO PRIMARY	GAP (mm)	IRIDIUM POWER	NICKEL TT	IRIDIUM TT (*INDICATES IRIIDIUM TOUGH)
PORSCHE (CONT)										
BOXSTER 987	2.7L-F6	M96.25	MPFI, DOHC VVT, 24v, 176KW	02/05	10/06	IK22	0.8	IK22	-	VK22*
	2.7L-F6	M97.20	MPFI, DOHC VVT, 24v, 180KW	11/06	02/09	IK22	0.8	IK22	-	VK22*
	2.9L-F6	MA120	MPFI, DOHC VVT, 24v, 188KW	03/09	04/12	IK22	0.8	IK22	-	VK22*
BOXSTER 987 RS 60 SPYDER	3.4L-F6	M97	MPFI, DOHC VVT, 24v, 223KW	05/08	01/09	IK22	0.8	IK22	-	VK22*
BOXSTER 987 S	3.2L-F6	M96.26	MPFI, DOHC VVT, 24v, 206KW	02/05	10/06	IK22	0.8	IK22	-	VK22*
	3.4L-F6	M97.21	MPFI, DOHC VVT, 24v, 217KW	11/06	02/09	IK22	0.8	IK22	-	VK22*
	3.4L-F6	MA121	MPFI, DOHC VVT, 24v, 228KW	03/09	04/12	IK22	0.8	IK22	-	VK22*
BOXSTER 987 SPYDER	3.4L-F6	MA121	MPFI, DOHC VVT, 24v, 235KW	08/10	04/12	IK22	0.8	IK22	-	VK22*
CAYENNE	3.6L-V6	M55.01	Direct Inj, DOHC VVT, 24v, 213KW	04/07	06/10	DEALER SALES	-	-	-	-
	3.6L-V6	M55.02	Direct Inj, DOHC VVT, 24v, 220KW	07/10	ON	DEALER SALES	-	-	-	-
CAYENNE GTS	4.8L-V8	M48	Direct Inj, DOHC VVT, 32v, 309KW	08/12	09/14	K20TXR	1.0	IK20	K20TT	IK20TT
CAYENNE S	4.5L-V8	M48	MPFI, V-DOHC, 32v	06/03	03/07	K20TXR	1.0	IK20	K20TT	IK20TT
CAYENNE TURBO	4.5L-V8	M48	MPFI, V-DOHC, Turbo, 32v	06/03	03/07	IK22	0.8	IK22	-	VK22*
	4.8L-V8	M48.51	Direct Inj, DOHC VVT, Twin Turbo, 32v, 368KW	04/07	06/10	IK22	0.8	IK22	-	VK22*
	4.8L-V8	M48.52	Direct Inj, DOHC VVT, I/C Twin Turbo, 32v, 382KW	10/14	ON	IK22	0.8	IK22	-	VK22*
CAYENNE TURBO S	4.8L-V8	M48.51	Direct Inj, DOHC VVT, Twin Turbo, 32v, 404KW	06/09	06/10	IK22	0.8	IK22	-	VK22*
	4.8L-V8	M48.52	Direct Inj, DOHC VVT, Twin Turbo, 32v, 405KW	04/13	09/14	IK22	0.8	IK22	-	VK22*
CAYMAN 987	2.7L-F6	M97.20	MPFI, DOHC VVT, 24v, 180KW	10/06	02/09	IK22	0.8	IK22	-	VK22*
	2.9L-F6	MA120	MPFI, DOHC VVT, 24v, 195KW	03/09	04/12	IK22	0.8	IK22	-	VK22*
CAYMAN 987 S	3.4L-F6	M97.21	MPFI, DOHC VVT, 24v, 217KW	02/06	02/09	IK22	0.8	IK22	-	VK22*
	3.4L-F6	MA121	MPFI, DOHC VVT, 24v, 235KW	03/09	04/12	IK22	0.8	IK22	-	VK22*
PROTON										
EXORA	1.6L-I4	S4PH	MPFI, DOHC VVT, I/C Turbo, 16v, 103KW	10/13	ON	T20EPR-U	0.8	IT20	T20TT	IT20TT
GEN 2	1.6L-I4	S4PH	MPFI, DOHC, 16v, 82KW	10/04	11/14	T20EPR-U	0.8	IT20	T20TT	IT20TT
JUMBUCK	1.5L-I4	4G15	MPFI, SOHC, 12v	02/03	ON	W16EPR-U11	1.1	IW16	W16TT	IW16TT
M21	1.8L-I4	4G93	MPFI, DOHC, 16v	10/97	11/00	K20PR-U11	1.1	IK20	K20TT	IK20TT
PERSONA	1.3L-I4	4G13	MPFI, SOHC, 12v	09/99	06/02	W16EPR-U11	1.1	IW16	W16TT	IW16TT
	1.5L-I4	4G15	MPFI, SOHC, 12v	11/96	10/04	W16EPR-U11	1.1	IW16	W16TT	IW16TT

MODEL	ENGINE SIZE	ENGINE CODE	SPECIFICATION	FROM	TO	DENSO PRIMARY	GAP (mm)	IRIDIUM POWER	NICKEL TT	IRIDIUM TT (*INDICATES IRIIDIUM TOUGH)
PROTON (CONT)										
PERSONA	1.6L-I4	4G92	MPFI, SOHC, 16v	11/96	11/00	K20PR-U11	1.1	IK20	K20TT	IK20TT
	1.6L-I4	S4PH	MPFI, DOHC, 16v, 82KW	03/08	ON	T20EPR-U	0.8	IT20	T20TT	IT20TT
S16	1.6L-I4	S4PH	MPFI, DOHC, 16v, 70 - 82KW	10/09	ON	T20EPR-U	0.8	IT20	T20TT	IT20TT
SATRIA	1.3L-I4	4G13	MPFI, SOHC, 12v	09/99	06/02	W16EPR-U11	1.1	IW16	W16TT	IW16TT
	1.5L-I4	4G15	MPFI, SOHC, 12v	02/97	01/05	W16EPR-U11	1.1	IW16	W16TT	IW16TT
	1.6L-I4	4G92	MPFI, SOHC, 16v	02/97	11/00	K20PR-U11	1.1	IK20	K20TT	IK20TT
	1.6L-I4	S4PH	MPFI, DOHC, 16v, 82KW	01/07	08/12	T20EPR-U	0.8	IT20	T20TT	IT20TT
SATRIA GTi	1.8L-I4	4G93	MPFI, DOHC, 16v	10/99	01/07	K20PR-U11	1.1	IK20	K20TT	IK20TT
SAVVY	1.2L-I4	D4F	MPFI, SOHC, 16v	04/06	ON	IXEH22TT	1.0	-	-	IXEH22TT
WAJA	1.6L-I4	4G18	MPFI, SOHC, 16v	12/01	07/06	K16PR-U11	1.1	IK16	K16TT	IK16TT
WIRA	1.5L-I4	4G15	MPFI, SOHC, 12v	05/95	11/96	W16EPR-U11	1.1	IW16	W16TT	IW16TT
	1.6L-I4	4G92	MPFI, SOHC, 16v	05/95	11/96	K20PR-U11	1.1	IK20	K20TT	IK20TT
RENAULT										
10, 10S	1.1L-I4		CARB, OHV, 8v	08/66	04/71	W20FP-U	0.7	IWF20	WF20TT	-
11	1.4L-I4	C1J760	CARB, OHV, Turbo, 8v	85	88	IW24	0.7	IW24	-	-
12	1.3L-I4		CARB, OHV	11/70	12/76	W20FP-U	0.7	IWF20	WF20TT	-
	1.4L-I4	X5J	CARB, SOHC, 8v	72	80	W20FP-U	0.7	IWF20	WF20TT	-
15 TS	1.6L-I4		CARB, OHV	01/73	05/76	W20EP-U	0.8	IW20	W20TT	IW20TT
16	1.5L-I4		CARB, OHV	06/68	03/71	W20EP-U	0.8	IW20	W20TT	IW20TT
	1.6L-I4		CARB, OHV	04/69	12/77	W20EP-U	0.8	IW20	W20TT	IW20TT
17	1.6L-I4		CARB	01/73	12/76	W24ES-U	0.8	IW24	-	-
	1.6L-I4		FI	01/75	12/76	W24ES-U	0.8	IW24	-	-
18	1.6L-I4	807727	CARB, OHV, Turbo, 8v	81	83	IW24	0.7	IW24	-	-
18 GTS	1.6L-I4		CARB	03/80	12/83	W20EP-U	0.8	IW20	W20TT	IW20TT
19	1.7L-I4	F3N	MPFI	09/91	12/95	W22EP-U	0.8	IW22	W22TT	VW22*
	1.8L-I4	F3P	MPFI	02/95	07/96	W22EP-U	0.8	IW22	W22TT	VW22*
20TS	2.0L-I4		CARB	05/79	12/83	T20EP-U	0.8	IT20	T20TT	IT20TT
21	2.2L-I4	J7T	EFI	03/88	08/91	T22EP-U	0.8	IT22	-	-

MODEL	ENGINE SIZE	ENGINE CODE	SPECIFICATION	FROM	TO	DENSO PRIMARY	GAP (mm)	IRIDIUM POWER	NICKEL TT	IRIDIUM TT (*INDICATES IRIIDIUM TOUGH)
RENAULT (CONT)										
21 GTS	1.7L-14	F2N	CARB, SOHC, 8v	86	91	W22EP-U	0.8	IW22	W22TT	VW22*
21 RX	2.0L-14	J7R	EFI, SOHC, 8v	86	92	W22EP-U	0.8	IW22	W22TT	VW22*
25	2.8L-V6	27W	MPFI	09/90	08/91	T22EP-U	0.8	IT22	-	-
5 TS & GTL	1.3L-14	810729	CARB, OHV, 8v	75	82	W20FP-U	0.7	IWF20	WF20TT	-
ALPINE GTA V6 TURBO	2.5L-V6	PRV	EFI, SOHC, 12v, 147KW	86	91	T20EP-U	0.8	IT20	T20TT	IT20TT
CAPTUR	0.9L-13	H4B.400	MPFI, DOHC VVT, I/C Turbo, 12v, 66KW	02/15	ON	DEALER SALES	-	-	-	-
	1.2L-14	H5FD	Direct Inj, DOHC VVT, I/C Turbo, 16v, 88KW	02/15	ON	DEALER SALES	-	-	-	-
CARAVELLE	1.0L-14	1.0	CARB, OHV, 8v	62	63	W22FS-U	0.7	IWF22	-	-
	1.1L-14	1.1	CARB, OHV, 8v	64	67	W22FS-U	0.7	IWF22	-	-
CLIO II	1.4L-14	K4J	MPFI, DOHC, 16v	12/01	08/08	K20PR-U	0.8	IK20	K20TT	IK20TT
	1.6L-14	K7M	EFI, SOHC, 8v	98	02	K20TXR	1.0	IK20	K20TT	IK20TT
	1.6L-14	K4M	MPFI, DOHC, 16v	12/01	06/06	K20PR-U	0.8	IK20	K20TT	IK20TT
	2.0L-14	F4RD	MPFI, DOHC VVT, 16v, 124KW	05/01	08/04	IK20TT	1.0	IK20	-	IK20TT
	2.0L-14	F4R	MPFI, DOHC VVT, 16v, 131KW	09/04	10/06	IK20TT	1.0	IK20	-	IK20TT
CLIO III RS 200, RENAULT SPORT	2.0L-14	F4R	MPFI, DOHC VVT, 16v, 147KW	03/10	ON	IK22	0.8	IK22	-	VK22*
CLIO III Sport 197	2.0L-14	F4RA	MPFI, DOHC VVT, 16v, 145KW	08/08	02/10	IK22	0.8	IK22	-	VK22*
CLIO IV	0.9L-13	H4B.400	MPFI, DOHC VVT, I/C Turbo, 12v, 66KW	09/13	ON	DEALER SALES	-	-	-	-
CLIO IV (Inc. GT)	1.2L-14	H5FD	Direct Inj, DOHC VVT, I/C Turbo, 16v, 88KW	09/13	ON	DEALER SALES	-	-	-	-
CLIO IV RS 200	1.6L-14	M5M.400	Direct Inj, DOHC VVT, I/C Turbo, 16v, 147KW	12/13	ON	DEALER SALES	-	-	-	-
CLIO IV RS 220 EDC TROPHY	1.6L-14	M5M	Direct Inj, DOHC VVT, I/C Turbo, 16v, 162KW	12/15	ON	DEALER SALES	-	-	-	-
DAUPHINE GORDINI	0.8L-14	0.8	CARB, OHV, 8v	60	64	W22FS-U	0.7	IWF22	-	-
ESPACE TSE	2.0L-14	J6R	CARB, SOHC, 8v	84	91	T20EP-U	0.8	IT20	T20TT	IT20TT
FLORIDE	0.8L-14	0.8	CARB, OHV, 8v	60	62	W20FP-U	0.7	IWF20	WF20TT	-
FLUENCE DYNAMIQUE, PROVILAGE X38	2.0L-14	M4R.714/751	MPFI, DOHC VVT, 16v, 103KW	11/10	ON	IXEH20TT	1.0	-	-	IXEH20TT
FUEGO GTX	2.0L-14	JGR	CARB, SOHC	10/82	11/87	T20EP-U	0.8	IT20	T20TT	IT20TT
GRAND SCENIC II	2.0L-14	F4R	MPFI, DOHC, 16v	02/07	10/10	K20PR-U	0.8	IK20	K20TT	IK20TT
KANGOO	1.6L-14	K4M	MPFI, DOHC, 16v, 78KW	12/10	01/13	K20PR-U	0.8	IK20	K20TT	IK20TT
	1.6L-14	K4MZ	MPFI, DOHC, 16v, 78KW	02/13	ON	K20PR-U	0.8	IK20	K20TT	IK20TT

MODEL	ENGINE SIZE	ENGINE CODE	SPECIFICATION	FROM	TO	DENSO PRIMARY	GAP (mm)	IRIDIUM POWER	NICKEL TT	IRIDIUM TT (*INDICATES IRIIDIUM TOUGH)
RENAULT (CONT)										
KANGOO	1.6L-I4	K4M.750/2/3	MPFI, DOHC, 16v, 70KW	09/04	11/10	K16PR-U	0.8	IK16	K16TT	IK16TT
KOLEOS	2.5L-I4	2TR	MPFI, DOHC VVT, 16v, 126KW	09/08	ON	IXEH20TT	1.0	-	-	IXEH20TT
LAGUNA	2.0L-I4	F3R	MPFI	05/95	01	W20EP-U	0.8	IW20	W20TT	IW20TT
	2.0L-I4	F4R	MPFI, DOHC, 16v	09/02	01/06	K20TXR	1.0	IK20	K20TT	IK20TT
	2.0L-I4	F4R	MPFI, DOHC, Turbo, 16v, 125KW	10/08	01/11	IK20TT	1.0	IK20	-	IK20TT
	3.0L-V6	Z7X	MPFI, SOHC, 12v	05/95	07/96	K20PR-U	0.8	IK20	K20TT	IK20TT
	3.0L-V6	L7X	MPFI, SOHC VVT, 24v, 152KW	03/02	01/06	IKH16TT	1.0	IKH16	-	IKH16TT
MEGANE	1.2L-I4	H5F	Direct Inj, DOHC, I/C Turbo, 16v, 97KW	10/13	ON	DEALER SALES	-	-	-	-
	1.6L-I4	K4M	MPFI, DOHC VVT, 16v, 79KW	99	07/08	K20PR-U	0.8	IK20	K20TT	IK20TT
	1.6L-I4	K7M	EFI, SOHC, 8v	96	99	IK16TT	1.0	IK16	-	IK16TT
	2.0L-I4	F4R	MPFI, V-DOHC, 16v	12/03	07/10	K20PR-U	0.8	IK20	K20TT	IK20TT
	2.0L-I4	M4R.711/3	MPFI, DOHC VVT, 16v, 103KW	09/10	ON	IXEH20TT	1.0	-	-	IXEH20TT
R25 GTX	2.2L-I4	J7TM	MPFI, SOHC	07/85	07/89	T20EP-U	0.8	IT20	T20TT	IT20TT
R4	0.7L-I4		CARB	07/62	12/62	W20FP-U	0.7	IWF20	WF20TT	-
	0.8L-I4		CARB	01/63	04/67	W20FP-U	0.7	IWF20	WF20TT	-
R8	1.0L-I4		CARB	01/64	06/66	W20FP-U	0.7	IWF20	WF20TT	-
	1.1L-I4		CARB	07/64	12/66	W20FP-U	0.7	IWF20	WF20TT	-
SCENIC II J84	2.0L-I4	F4R	MPFI, V-DOHC, 16v	02/05	03/09	K20PR-U	0.8	IK20	K20TT	IK20TT
SCENIC, RX4	1.6L-I4	K4M	MPFI, V-DOHC, 16v	05/01	11/02	K20PR-U	0.8	IK20	K20TT	IK20TT
	2.0L-I4	F4R	MPFI, V-DOHC, 16v	05/01	01/05	K20PR-U	0.8	IK20	K20TT	IK20TT
VIRAGE	1.4L-I4		CARB, OHV, 8v	02/78	12/80	W20FP-U	0.7	IWF20	WF20TT	-
ROLLS ROYCE										
CAMARGUE	6.8L-V8	L410	CARB, OHV, 16v	01/75	09/85	W16EP-U	0.8	IW16	W16TT	IW16TT
CORNICHE	6.8L-V8	L410	CARB, OHV, 16v	03/71	12/85	W16EP-U	0.8	IW16	W16TT	IW16TT
	6.8L-V8	L410I	MPFI, SOHC, Turbo, 16v	89	91	IW16TT	1.0	IW16	-	IW16TT
	6.8L-V8	L410	MPFI, OHV, Turbo, 16v, 242KW	01/00	02/03	IK16TT	1.0	IK16	-	IK16TT
FLYING SPUR	6.8L-V8	L410	MPFI, OHV, Turbo, 16v, 265KW	11/94	06/95	IK16TT	1.0	IK16	-	IK16TT
PARK WARD	5.4L-V12	M73	MPFI, SOHC, 24v	02/00	02/03	K20TXR	1.0	IK20	K20TT	IK20TT

MODEL	ENGINE SIZE	ENGINE CODE	SPECIFICATION	FROM	TO	DENSO PRIMARY	GAP (mm)	IRIDIUM POWER	NICKEL TT	IRIDIUM TT (*INDICATES IRIIDIUM TOUGH)
ROLLS ROYCE (CONT)										
PHANTOM	6.7L-V12	N73	MPFI, DOHC, 48v	01/04	ON	K20TXR	1.0	IK20	K20TT	IK20TT
SILVER CLOUD II & III	6.8L-V8	L410	CARB, OHV, 16v	01/60	12/65	W16EP-U	0.8	IW16	W16TT	IW16TT
SILVER DAWN	6.8L-V8	L410	MPFI, OHV, 16v	10/96	06/98	IK16TT	1.0	IK16	-	IK16TT
SILVER SERAPH	5.4L-V12	M73	MPFI, SOHC, 24v	03/98	12/02	K20TXR	1.0	IK20	K20TT	IK20TT
SILVER SHADOW	6.8L-V8	L410	CARB, OHV, 16v	01/66	12/81	W16EPR-U	0.8	IW16	W16TT	IW16TT
SILVER SPIRIT	6.8L-V8	L410	CARB, OHV, 16v	02/81	12/85	W16EPR-U	0.8	IW16	W16TT	IW16TT
	6.8L-V8	L410	MPFI, OHV, 16v	01/86	12/89	IK16TT	1.0	IK16	-	IK16TT
SILVER SPIRIT II	6.8L-V8	L410I	MPFI, OHV, 16v, 200KW	01/90	10/93	IW16TT	1.0	IW16	-	IW16TT
SILVER SPIRIT III	6.8L-V8	L410I	MPFI, OHV, 16v, 180KW	10/93	09/95	IW16TT	1.0	IW16	-	IW16TT
SILVER SPIRIT IV	6.8L-V8	L410I	MPFI, OHV, 16v, 180KW	95	96	IW16TT	1.0	IW16	-	IW16TT
SILVER SPUR	6.8L-V8	L410	CARB, OHV, 16v	02/81	12/85	W16EPR-U	0.8	IW16	W16TT	IW16TT
	6.8L-V8	L410	MPFI, OHV, 16v	01/86	12/89	IK16TT	1.0	IK16	-	IK16TT
SILVER SPUR II	6.8L-V8	L410I	MPFI, OHV, 16v, 200KW	01/90	10/93	IW16TT	1.0	IW16	-	IW16TT
SILVER SPUR III	6.8L-V8	L410I	MPFI, OHV, 16v, 180KW	10/93	08/95	IW16TT	1.0	IW16	-	IW16TT
SILVER SPUR III	6.8L-V8	L410I	MPFI, OHV, 16v, 180KW	95	96	IW16TT	1.0	IW16	-	IW16TT
SILVER SPUR IV	6.8L-V8	L410I	MPFI, OHV, 16v, 180KW	96	98	IW16TT	1.0	IW16	-	IW16TT
ROVER GROUP										
AUSTIN 1300 MK1,2,3	1.3L-I4	A SERIES	CARB, OHV, 8v	67	75	W20EP-U	0.8	IW20	W20TT	IW20TT
AUSTIN 1800 MK1,2,3	1.8L-I4	B SERIES	CARB, OHV, 8v	65	75	W20EP-U	0.8	IW20	W20TT	IW20TT
AUSTIN A30	0.8L-I4	A SERIES	CARB, OHV, 8v	51	56	W20EP-U	0.8	IW20	W20TT	IW20TT
AUSTIN METRO	1.3L-I4	12H	CARB, OHV, 8v	86	89	W16EP-U	0.8	IW16	W16TT	IW16TT
AUSTIN PRINCESS	1.8L-I4	B SERIES	CARB, OHV, 8v	78	79	W20EP-U	0.8	IW20	W20TT	IW20TT
MG METRO	1.3L-I4	A SERIES	CARB, OHV, 8v	84	90	W20EPR-U	0.8	IW20	W20TT	IW20TT
MG MGA	1.5L-I4	15G	CARB, OHV, 8v	55	62	W20ES-U	0.8	-	-	-
	1.6L-I4	16G	CARB, OHV, 8v	01/60	12/62	W20ES-U	0.8	-	-	-
MG MGA Twin-Cam	1.6L-I4	16G	CARB, DOHC, 8v	01/60	12/61	W22ES-U	0.8	-	-	-
MG MGB	1.8L-I4	18G/18V	CARB, OHV, 8v	01/63	12/72	W20EP-U	0.8	IW20	W20TT	IW20TT
MG MGB GT V8	3.5L-V8	Rover 3500	CARB, OHV, 16v	73	76	W16FP-U	0.7	IWF16	-	-

MODEL	ENGINE SIZE	ENGINE CODE	SPECIFICATION	FROM	TO	DENSO PRIMARY	GAP (mm)	IRIDIUM POWER	NICKEL TT	IRIDIUM TT (*INDICATES IRIIDIUM TOUGH)
ROVER GROUP (CONT)										
MG MGF	1.8L-I4	18K4F	MPFI, DOHC, 16v, 88 - 100KW	03/97	08/02	IK20TT	1.0	IK20	-	IK20TT
	1.8L-I4	18K4K	MPFI, DOHC, 16v, 107 - 118KW	03/97	08/02	IK20TT	1.0	IK20	-	IK20TT
MG MGT	1.8L-I4	18K4F	MPFI, DOHC, 16v, 88 - 100KW	08/02	ON	IK20TT	1.0	IK20	-	IK20TT
	1.8L-I4	18K4K	MPFI, DOHC, 16v, 107 - 118KW	08/02	ON	IK20TT	1.0	IK20	-	IK20TT
MG MIDGET	0.95L-I4	BMC A-Series	CARB, OHV, 8v	61	64	W16EP-U	0.8	IW16	W16TT	IW16TT
	1.1L-I4	BMC A-Series	CARB, OHV, 8v	62	66	W16EP-U	0.8	IW16	W16TT	IW16TT
	1.3L-I4	BMC A-Series	CARB, OHV, 8v	01/68	12/72	W20EP-U	0.8	IW20	W20TT	IW20TT
	1.5L-I4		CARB, OHV, 8v	74	80	W16EP-U	0.8	IW16	W16TT	IW16TT
MG TA, TB, TC, TD, TF	1.3L-I4	XPA	CARB, OHV, 8v	34	56	W20EP-U	0.8	IW20	W20TT	IW20TT
MG TF 160, ZR 160	1.8L-I4	18K4K	MPFI, DOHC, 16v, 118KW	08/02	06/05	IK20TT	1.0	IK20	-	IK20TT
MG ZS 180, ZT 180	2.5L-V6	25K4F	MPFI, DOHC, 24v, 133KW	05/02	06/05	IK20TT	1.0	IK20	-	IK20TT
MG ZT 190	2.5L-V6	25K4F	MPFI, DOHC, 24v, 140KW	05/02	06/05	IK20TT	1.0	IK20	-	IK20TT
MG ZT 220S	2.5L-V6	25K4F	MPFI, DOHC, Supercharged, 24v, 165KW	07/04	06/05	IK20TT	1.0	IK20	-	IK20TT
MG ZT 260	4.6L-V8	Ford Modular 281ci	MPFI, SOHC, 16v, 191KW	08/04	06/05	IT20TT	1.0	IT20	-	IT20TT
MINI 1071	1.1L-I4	BMC A-Series	CARB, OHV, 8v	60		W20EP-U	0.8	IW20	W20TT	IW20TT
MINI 1275	1.3L-I4	BMC A-Series	CARB, OHV, 8v	60		W20EP-U	0.8	IW20	W20TT	IW20TT
MINI 850	0.85L-I4	BMC A-Series	CARB, OHV, 8v	04/61	12/72	W20EP-U	0.8	IW20	W20TT	IW20TT
MINI 970	0.97L-I4	BMC A-Series	CARB, OHV, 8v	60		W20EP-U	0.8	IW20	W20TT	IW20TT
MINI CLUBMAN	1.0/1.1/1.3L-I4	BMC A-Series	CARB, OHV, 8v	69	80	W20EP-U	0.8	IW20	W20TT	IW20TT
MINI COOPER	1.0L-I4	BMC A-Series	CARB, OHV, 8v	61		W20EP-U	0.8	IW20	W20TT	IW20TT
MINI COOPER	1.3L-I4	12A	CARB, OHV, 8v	92	01	W20EPR-U	0.8	IW20	W20TT	IW20TT
MINI COOPER S	1.0/1.1/1.3L-I4	BMC A-Series	CARB, OHV, 8v	63		W20EP-U	0.8	IW20	W20TT	IW20TT
MINI COOPER S	1.3L-I4	12A	CARB, OHV, 8v	90	92	W20EPR-U	0.8	IW20	W20TT	IW20TT
MINI MAYFAIR	1.3L-I4	12A	CARB, OHV, 8v	92	00	W20EPR-U	0.8	IW20	W20TT	IW20TT
MINI MOKE	1.0/1.1/1.3L-I4	BMC A-Series	CARB, OHV, 8v	64	89	W20EP-U	0.8	IW20	W20TT	IW20TT
MORRIS 1100	1.1L-I4	BMC A-Series	CARB, OHV, 8v	02/64	06/69	W20EP-U	0.8	IW20	W20TT	IW20TT
MORRIS 1100S	1.3L-I4	BMC A-Series	CARB, OHV, 8v	09/67	06/69	W20EP-U	0.8	IW20	W20TT	IW20TT
MORRIS 1300	1.3L-I4	BMC A-Series	CARB, OHV, 8v	06/69	04/72	W20EP-U	0.8	IW20	W20TT	IW20TT

MODEL	ENGINE SIZE	ENGINE CODE	SPECIFICATION	FROM	TO	DENSO PRIMARY	GAP (mm)	IRIDIUM POWER	NICKEL TT	IRIDIUM TT (*INDICATES IRIIDIUM TOUGH)
ROVER GROUP (CONT)										
MORRIS 1500	1.5L-I4	BMC E-Series	CARB, SOHC, 8v	01/69	04/72	W20EP-U	0.8	IW20	W20TT	IW20TT
MORRIS MINI	1.0L-I4	BMC A-Series	CARB, OHV, 8v 29KW	10/75	12/78	W20EP-U	0.8	IW20	W20TT	IW20TT
	1.1L-I4	BMC A-Series	CARB, OHV, 8v 37KW	01/73	12/78	W20EP-U	0.8	IW20	W20TT	IW20TT
	1.3L-I4	BMC A-Series	CARB, OHV, 8v 42KW	01/78	12/78	W20EP-U	0.8	IW20	W20TT	IW20TT
	1.3L-I4	BMC A-Series	CARB, OHV, 8v 42KW	01/78	12/78	W20EP-U	0.8	IW20	W20TT	IW20TT
MORRIS MINI 1071	1.1L-I4	BMC A-Series	TWIN CARB, OHV, 8v 51KW	60		W20EP-U	0.8	IW20	W20TT	IW20TT
MORRIS MINI 1275	1.3L-I4	BMC A-Series	CARB, OHV, 8v 42KW	60		W20EP-U	0.8	IW20	W20TT	IW20TT
MORRIS MINI 850	0.85L-I4	BMC A-Series	CARB, OHV, 8v 24KW	04/61	12/72	W20EP-U	0.8	IW20	W20TT	IW20TT
MORRIS MINI 970	0.97L-I4	BMC A-Series	TWIN CARB, OHV, 8v 48KW	60		W20EP-U	0.8	IW20	W20TT	IW20TT
MORRIS MINI CLUBMAN	1.0/1.1/1.3L-I4	BMC A-Series	CARB, OHV, 8v 29 - 42KW	69	80	W20EP-U	0.8	IW20	W20TT	IW20TT
MORRIS MINI COOPER	1.0L-I4	BMC A-Series	CARB, OHV, 8v 29 - 41KW	61		W20EP-U	0.8	IW20	W20TT	IW20TT
MORRIS MINI COOPER S	1.0/1.1/1.3L-I4	BMC A-Series	CARB, OHV, 8v 42 - 51KW	63		W20EP-U	0.8	IW20	W20TT	IW20TT
MORRIS MINI MOKE	1.0/1.1/1.3L-I4	BMC A-Series	CARB, OHV, 8v 29 - 42KW	64	89	W20EP-U	0.8	IW20	W20TT	IW20TT
	1.0L-I4	BMC A-Series	CARB, OHV, 8v 29KW	03/66	12/82	W20EP-U	0.8	IW20	W20TT	IW20TT
	1.1L-I4	BMC A-Series	CARB, OHV, 8v 37KW	01/69	04/83	W20EP-U	0.8	IW20	W20TT	IW20TT
	1.3L-I4	BMC A-Series	CARB, OHV, 8v 42KW	01/78	12/83	W20EP-U	0.8	IW20	W20TT	IW20TT
MORRIS MINOR (Side Valve engine)	0.9L-I4	USHM	CARB, OHV, 8v (Side Valve)		52	W20FS-U	0.7	IWF22	-	-
MORRIS MINOR	0.8L-I4	APHM	CARB, OHV, 8v	52		W20ES-U	0.8	-	-	-
	0.95L-I4	APJM	CARB, OHV, 8v	52		W20ES-U	0.8	-	-	-
	1.1L-I4	10MA	CARB, OHV, 8v	52		W20ES-U	0.8	-	-	-
ROVER 2000	2.0L-I4	2.0	CARB, SOHC, 8v	01/65	08/73	W20EP-U	0.8	IW20	W20TT	IW20TT
ROVER 214	1.4L-I4	14K16	EFI, DOHC, 16v	90	00	K20PR-U	0.8	IK20	K20TT	IK20TT
ROVER 216	1.6L-I4	D16A	EFI, SOHC, 16v	90	95	Q20PR-U11	1.1	IQ20	Q20TT	IQ20TT
	1.6L-I4	16K	EFI, DOHC, 16v	96	01	K20PR-U	0.8	IK20	K20TT	IK20TT
ROVER 220	2.0L-I4	20T	EFI, DOHC, Turbo, 16v	91	95	K20PR-U	0.8	IK20	K20TT	IK20TT
ROVER 2200 S/C P6	2.2L-I4	2.2	CARB, SOHC, 8v, 73KW	73	77	W20EP-U	0.8	IW20	W20TT	IW20TT
	2.2L-I4	2.2	TWIN CARB, SOHC, 8v, 86KW	73	77	W20EP-U	0.8	IW20	W20TT	IW20TT
ROVER 3	3.0L-I6		CARB, OHV, 12v	01/60	12/68	W20ES-U	0.8	-	-	-
ROVER 3500	3.5L-V8	Rover 215	CARB, OHV, 16v (12.7mm Reach Plugs)	06/69	12/75	W16FP-U	0.7	IWF16	-	-

MODEL	ENGINE SIZE	ENGINE CODE	SPECIFICATION	FROM	TO	DENSO PRIMARY	GAP (mm)	IRIDIUM POWER	NICKEL TT	IRIDIUM TT (*INDICATES IRIIDIUM TOUGH)
ROVER GROUP (CONT)										
ROVER 3500	3.5L-V8	Rover 215	CARB, OHV, 16v (19.0mm Reach Plugs)	01/76	12/79	W16EP-U	0.8	IW16	W16TT	IW16TT
ROVER 3500 S	3.5L-V8	Rover 215	CARB, OHV, 16v (12.7mm Reach Plugs)	04/72	09/75	W16FP-U	0.7	IWF16	-	-
ROVER 3500 SD1	3.5L-V8	Rover 215	CARB, OHV, 16v (19.0mm Reach Plugs)	12/78	07/81	W16EP-U	0.8	IW16	W16TT	IW16TT
	3.5L-V8	Rover 215	MPFI, OHV, 16v	08/81	12/86	W20EPR-U	0.8	IW20	W20TT	IW20TT
ROVER 416	1.6L-I4	16K4F	MPFI, DOHC, 16v	93	99	K20PR-U	0.8	IK20	K20TT	IK20TT
ROVER 416i	1.6L-I4	D16A3	MPFI, DOHC, 16v	05/86	06/89	K20PR-U11	1.1	IK20	K20TT	IK20TT
ROVER 420	2.0L-I4	20T4H	EFI, DOHC, 16v	96	00	Q20R-U	0.8	IQ20	Q20TT	IQ20TT
ROVER 623	2.3L-I4	H23A	EFI, DOHC, 16v	94	00	KJ20CR-L11	1.1	IK20L	K20TT	IK20TT
ROVER 75	2.5L-V6	25K4F	MPFI, DOHC, 24v	03/01	06/05	IK20TT	1.0	IK20	-	IK20TT
ROVER 820	2.0L-I4	20T	EFI, DOHC, 16v	92	98	K20PR-U	0.8	IK20	K20TT	IK20TT
ROVER 825 Si	2.5L-V6	C25A	MPFI, SOHC, 24v	09/87	09/88	K20PR-U11	1.1	IK20	K20TT	IK20TT
	2.5L-V6	25K	EFI, DOHC, 24v	96	97	K20PR-U	0.8	IK20	K20TT	IK20TT
ROVER 827 Si	2.7L-V6	C27A	MPFI, SOHC, 24v	10/88	12/91	K20PR-U11	1.1	IK20	K20TT	IK20TT
ROVER MINI COOPER	1.3L-I4	12A	CARB, OHV, 8v	92	01	W20EPR-U	0.8	IW20	W20TT	IW20TT
ROVER MINI COOPER S	1.3L-I4	12A	CARB, OHV, 8v	90	92	W20EPR-U	0.8	IW20	W20TT	IW20TT
ROVER MINI MAYFAIR	1.3L-I4	12A	CARB, OHV, 8v	92	00	W20EPR-U	0.8	IW20	W20TT	IW20TT
ROVER QUINTET	1.6L-I4	EP	CARB, SOHC, 8v	05/83	03/86	W16EX-U	0.8	IW16	W16TT	IW16TT
ROVER VANDEN PLAS	3.5L-V8	21A	EFI, OHV, 16v	85	87	Q20PR-U11	1.1	IQ20	Q20TT	IQ20TT
SAAB										
99	2.0L-I4		CARB, SOHC	12/71	12/79	W20EP-U	0.8	IW20	W20TT	IW20TT
	2.0L-I4		FI, SOHC	03/73	12/79	W20EP-U	0.8	IW20	W20TT	IW20TT
	2.0L-I4		FI, SOHC, Turbo	10/78	12/79	W22EP-U	0.8	IW22	W22TT	VW22*
900	2.0L-I4	B201	MPFI, SOHC, 8v	03/79	12/87	W20EP-U	0.8	IW20	W20TT	IW20TT
	2.0L-I4	B201T	MPFI, Turbo, 16v	03/79	12/85	W22EP-U	0.8	IW22	W22TT	VW22*
	2.0L-I4	B202	MPFI, DOHC, 16v	01/86	01/90	Q16-U	0.8	IQ16	Q16TT	IQ16TT
	2.0L-I4	B202S	EFI, DOHC, Turbo, 16v	06/85	10/93	Q22PR-U	0.8	IQ22	-	VQ22*
	2.0L-I4	B204I	EFI, DOHC, 16v	94	98	Q16-U	0.8	IQ16	Q16TT	IQ16TT
	2.0L-I4	B204L	MPFI, DOHC, Turbo	12/94	06/98	Q22PR-U11	1.1	IQ22	-	VQ22*

MODEL	ENGINE SIZE	ENGINE CODE	SPECIFICATION	FROM	TO	DENSO PRIMARY	GAP (mm)	IRIDIUM POWER	NICKEL TT	IRIDIUM TT (*INDICATES IRIIDIUM TOUGH)
SAAB (CONT)										
900	2.0L-I4	B206	MPFI, DOHC, 16v	03/94	12/97	Q16-U	0.8	IQ16	Q16TT	IQ16TT
	2.1L-I4	B212I	EFI, DOHC, 16v	03/91	01/92	IQ16TT	1.0	IQ16	-	IQ16TT
	2.3L-I4	B234I	MPFI, DOHC, 16v	03/94	06/98	IQ20TT	1.0	IQ20	-	IQ20TT
	2.5L-V6	B258I	MPFI, DOHC, 24v	03/94	03/97	K20TXR	1.0	IK20	K20TT	IK20TT
9000	2.0L-I4	B202I	EFI, DOHC, 16v	01/87	04/90	IQ16TT	1.0	IQ16	-	IQ16TT
	2.0L-I4	B202L	EFI, DOHC, Turbo, 16v	86	91	Q22PR-U11	1.1	IQ22	-	VQ22*
	2.0L-I4	B202S	EFI, DOHC, Turbo, 16v	92	93	Q22PR-U	0.8	IQ22	-	VQ22*
	2.3L-I4	B234	EFI, DOHC, 16v	05/90	03/96	Q20PR-U11	1.1	IQ20	Q20TT	IQ20TT
	2.3L-I4	B234	EFI, DOHC, Turbo, 16v, 125 - 147KW	03/91	06/98	Q22PR-U11	1.1	IQ22	-	VQ22*
	3.0L-V6	B308I	EFI, DOHC, 24v	02/95	02/97	K20TXR	1.0	IK20	K20TT	IK20TT
9-3	2.0L-I4	B204E	MPFI, DOHC, Turbo, 16v	01/99	10/01	Q22PR-U11	1.1	IQ22	-	VQ22*
	2.0L-I4	B204i	MPFI, DOHC, 16v	06/98	01/99	IQ16TT	1.0	IQ16	-	IQ16TT
	2.0L-I4	B204L	MPFI, DOHC, Turbo, 16v, 136KW	06/98	05/00	Q22PR-U11	1.1	IQ22	-	VQ22*
	2.0L-I4	B204R	MPFI, DOHC, Turbo, 16v, 147KW	05/99	11/99	IK22	0.8	IK22	-	VK22*
	2.0L-I4	B205E	MPFI, DOHC, Turbo, 16v, 110KW	08/01	10/03	Q22PR-U11	1.1	IQ22	-	VQ22*
	2.0L-I4	B205L	EFI, DOHC, Turbo, 16v	99	01	IQ20TT	1.0	IQ20	-	IQ20TT
	2.0L-I4	B205R	MPFI, DOHC, Turbo, 16v, 151KW	02/00	10/03	IQ20TT	1.0	IQ20	-	IQ20TT
	2.0L-I4	B207L	MPFI, DOHC, Turbo, 16v, 129KW	11/02	10/07	IK20TT	1.0	IK20	-	IK20TT
	2.0L-I4	B207R	MPFI, DOHC, Turbo, 16v, 155KW	05/03	06/10	IK20TT	1.0	IK20	-	IK20TT
	2.3L-I4	B234i	MPFI, DOHC, 16v	06/98	01/99	IQ20TT	1.0	IQ20	-	IQ20TT
	2.3L-I4	B235R	MPFI, DOHC, Turbo, 16v	08/99	01/01	Q22PR-U11	1.1	IQ22	-	VQ22*
	2.3L-I4	B235R	MPFI, DOHC, Turbo, 16v	08/99	01/01	Q22PR-U11	1.1	IQ22	-	VQ22*
9-5	2.0L-I4	B205E	MPFI, DOHC, Turbo, 16v	07/99	10/02	Q20PR-U11	1.1	IQ20	Q20TT	IQ20TT
	2.3L-I4	B235E	MPFI, DOHC, Turbo, 16v	11/97	09/09	Q20PR-U11	1.1	IQ20	Q20TT	IQ20TT
	2.3L-I4	B235R	MPFI, DOHC, Turbo, 16v	02/00	09/09	IQ20TT	1.0	IQ20	-	IQ20TT
	3.0L-I4	B308E	MPFI, DOHC, Turbo, 16v	03/99	10/01	IK22	0.8	IK22	-	VK22*
900 i	2.0L-I4	B201	MPFI, SOHC, 8v	11/84	10/88	W20EP-U	0.8	IW20	W20TT	IW20TT
	2.0L-I4	B202	EFI, DOHC, 16v	11/88	02/91	Q16-U	0.8	IQ16	Q16TT	IQ16TT
	2.1L-I4	B212I	EFI, DOHC, 16v	03/91	10/93	IQ16TT	1.0	IQ16	-	IQ16TT

MODEL	ENGINE SIZE	ENGINE CODE	SPECIFICATION	FROM	TO	DENSO PRIMARY	GAP (mm)	IRIDIUM POWER	NICKEL TT	IRIDIUM TT (*INDICATES IRIIDIUM TOUGH)
SAAB (CONT)										
900 S	2.0L-I4	B204I	EFI, DOHC, 16v	97	99	Q16-U	0.8	IQ16	Q16TT	IQ16TT
9-3 AERO	2.8L-V6	B284L	MPFI, DOHC VVT, Turbo, 24v, 184KW	12/05	06/10	DEALER SALES	-	-	-	-
9-3 AERO XWD	2.8L-V6	B284R	MPFI, DOHC VVT, Turbo, 24v, 206KW	04/09	06/10	DEALER SALES	-	-	-	-
9-3 LINEAR 1.8T	2.0L-I4	B207E	MPFI, DOHC, Turbo, 16v, 110KW	11/02	10/07	IK20TT	1.0	IK20	-	IK20TT
9-3 TURBO X	2.8L-V6	B284R	EFI, DOHC, Turbo, 24v	08	09	DEALER SALES	-	-	-	-
9-5 AERO 2.8T V6	2.8L-V6	A28NET	MPFI, DOHC VVT, Turbo, 24v, 221KW	04/11	ON	DEALER SALES	-	-	-	-
9-5 ARC, VECTOR	2.3L-I4	B235L	MPFI, DOHC, Turbo, 16v, 162KW	02/04	02/08	IQ20TT	1.0	IQ20	-	IQ20TT
9-5 VECTOR 2.0T	2.0L-I4	A20NFT	MPFI, DOHC VVT, Turbo, 16v, 162KW	04/11	ON	ITV16TT	1.0	ITV16	-	ITV16TT
SEAT										
ALTEA XL SP	2.0L-I4	BWA	Direct Inj, DOHC, Turbo, 16v, 147KW	06	15	IK22	0.8	IK22	-	VK22*
CORDOBA	1.6L-I4	AEE	EFI, SOHC, 8v, 55KW	09/98	10/99	K20PBR-S10	1.0	IK20	K20TT	IK20TT
	1.6L-I4	AFT	MPFI, SOHC, 8v	09/98	10/99	W20EPBR-S	0.85	IW20	W20TT	IW20TT
	1.6L-I4	ALM	MPFI, SOHC, 16v	99	01	W20EPBR-S	0.85	IW20	W20TT	IW20TT
	1.8L-I4	ABS	EFI, SOHC, 8v	01/95	01/97	W20EPBR-S	0.85	IW20	W20TT	IW20TT
	1.8L-I4	ADZ	EFI, SOHC, 8v	06/97	10/99	W20EPBR-S	0.85	IW20	W20TT	IW20TT
	1.9L-I4	2E	EFI, SOHC, 8v	95	96	W20EPBR-S	0.85	IW20	W20TT	IW20TT
IBIZA	1.4L-I4	ABD	EFI, SOHC, 8v	01/95	01/97	W20EPB	0.85	IW20	W20TT	IW20TT
	2.0L-I4	2E	EFI, SOHC, 8v	01/95	01/97	W20EPBR-S	0.85	IW20	W20TT	IW20TT
	2.0L-I4	ABF	EFI, DOHC, 16v, 110KW	94	97	K20PBR-S10	1.0	IK20	K20TT	IK20TT
TOLEDO	2.0L-I4	2E	EFI, SOHC, 8v, 85KW	01/95	01/97	W20EPB	0.85	IW20	W20TT	IW20TT
	2.0L-I4	ABF	MPFI, DOHC, 16v	10/95	01/97	K20PBR-S10	1.0	IK20	K20TT	IK20TT
	2.0L-I4	AGG	MPFI, SOHC, 8v	09/98	10/99	W20EPB	0.85	IW20	W20TT	IW20TT
SKODA										
1000 MB	1.0L-I4		CARB	12/65	12/69	W22FP-U	0.7	IWF22	-	-
FABIA	1.2L-I4	CBZB	Direct Inj, SOHC, Turbo, 8v, 77KW	10	06/15	DEALER SALES	-	-	-	-
	1.2L-I4	CJZC	Direct Inj, DOHC VVT, I/C Turbo, 16v, 66KW	07/15	ON	DEALER SALES	-	-	-	-
	1.2L-I4	CJZD	Direct Inj, DOHC VVT, I/C Turbo, 16v, 81KW	07/15	ON	DEALER SALES	-	-	-	-
	1.4L-I4	CAV	Direct Inj, DOHC, I/C Turbo Supercharged, 16v, 132KW	10	ON	VKA20	1.1	-	-	VKA20*

MODEL	ENGINE SIZE	ENGINE CODE	SPECIFICATION	FROM	TO	DENSO PRIMARY	GAP (mm)	IRIDIUM POWER	NICKEL TT	IRIDIUM TT (*INDICATES IRIIDIUM TOUGH)
SKODA (CONT)										
FABIA	1.4L-14	CGGB	Direct Inj, DOHC VVT, 16v, 63KW	06/13	02/14	VKA20	1.1	-	-	VKA20*
OCTAVIA	1.4L-14	CAX	MPFI, DOHC, Turbo, 16v	09/10	ON	IK20TT	1.0	IK20	-	IK20TT
	1.4L-14	CHPA	Direct Inj, DOHC, I/C Turbo, 16v, 103KW	12/13	06/15	DEALER SALES	-	-	-	-
	1.4L-14	CHPB	Direct Inj, DOHC VVT, I/C Turbo, 16v, 110KW	07/15	ON	DEALER SALES	-	-	-	-
	1.6L-14	BSE	MPFI, SOHC, 8v	03/09	08/10	K20PBR-S10	1.0	IK20	K20TT	IK20TT
	1.8L-14	BZB/CDA	MPFI, Turbo, 16v	10/07	ON	IK22	0.8	IK22	-	VK22*
	1.8L-14	CJSA	Direct Inj, DOHC, I/C Turbo, 16v, 132KW	12/13	ON	DEALER SALES	-	-	-	-
	2.0L-14	BVY	MPFI, DOHC, 16v	10/07	02/09	VKA16	1.1	-	-	VKA16*
	2.0L-14	BWA/CCZ	Direct Inj, DOHC, Turbo, 16v, 147KW	10/07	ON	IK22	0.8	IK22	-	VK22*
	2.0L-14	CHHB	Direct Inj, DOHC, I/C Turbo, 16v, 162KW	08/13	ON	DEALER SALES	-	-	-	-
	2.0L-14	CHHB	Direct Inj, DOHC, I/C Turbo, 16v, 162KW	08/13	ON	DEALER SALES	-	-	-	-
RAPID	1.2L-14	CBZB	Direct Inj, SOHC, Turbo, 8v, 77KW	05/14	ON	DEALER SALES	-	-	-	-
	1.4L-14	CAXA	Direct Inj, DOHC, I/C Turbo, 16v, 90KW	05/14	ON	IK20TT	1.0	IK20	-	IK20TT
ROOMSTER	1.2L-14	CBZB	Direct Inj, SOHC, Turbo, 8v, 77KW	10	ON	DEALER SALES	-	-	-	-
	1.6L-14	BTS	MPFI, DOHC, 16v	10/07	10/10	VKA20	1.1	-	-	VKA20*
S100	1.0L-14		CARB, OHV	11/74	12/78	W20FP-U	0.7	IWF20	WF20TT	-
S110L	1.1L-14		CARB, OHV	11/74	12/78	W20FP-U	0.7	IWF20	WF20TT	-
SUPERB	1.8L-14	CDAA	Direct Inj, DOHC, Turbo, 16v, 118KW	05/09	ON	IK22	0.8	IK22	-	VK22*
	3.6L-V6	CDV	Direct Inj, DOHC, 24v, 191KW	05/09	ON	DEALER SALES	-	-	-	-
	2.0L-14	CCZA	Direct Inj, DOHC, 16v, 147KW	13	ON	IK22	0.8	IK22	-	VK22*
YETI	1.2L-14	CBZB	Direct Inj, SOHC, Turbo, 8v, 77KW	10/11	ON	DEALER SALES	-	-	-	-
	1.4L-14	CAXA	Direct Inj, DOHC, I/C Turbo, 16v, 90KW	05/14	ON	IK20TT	1.0	IK20	-	IK20TT
	1.8L-14	CDAA	Direct Inj, DOHC, Turbo, 16v, 118KW	03/12	02/14	IK22	0.8	IK22	-	VK22*
SMART										
CABRIO	0.7L-13	15	MPFI, SOHC, Turbo, 6v, 45KW	05/03	01/04	DEALER SALES	-	-	-	-
CITY COUPE	0.7L-13	15	MPFI, SOHC, Turbo, 6v, 45KW	05/03	01/04	DEALER SALES	-	-	-	-
FORFOUR	1.3L-14	M135.930	MPFI, DOHC, 16v, 70KW	10/04	01/07	K20HR-U11	1.1	IKH20	KH20TT	IKH20TT
	1.5L-14	M135.950	MPFI, DOHC, 16v, 80KW	10/04	01/07	K20HR-U11	1.1	IKH20	KH20TT	IKH20TT
FORFOUR BRABUS	1.5L-14	4G15	MPFI, DOHC, Turbo, 16v, 130KW	04/06	01/07	IKH20TT	1.0	-	-	IKH20TT

MODEL	ENGINE SIZE	ENGINE CODE	SPECIFICATION	FROM	TO	DENSO PRIMARY	GAP (mm)	IRIDIUM POWER	NICKEL TT	IRIDIUM TT (*INDICATES IRIIDIUM TOUGH)
SMART (CONT)										
FORTWO	0.7L-I3	15	MPFI, SOHC, Turbo, 6v, 45KW	01/04	01/08	DEALER SALES	-	-	-	-
	1.0L-I3	3B21A	MPFI, SOHC, Turbo, 6v, 62KW	02/08	ON	XUH22TT	0.8	IXUH22	XUH22TT	VXUH22*
	1.0L-I3	3B21A	MPFI, SOHC, 6v, 52KW	02/08	ON	XUH22TT	0.8	IXUH22	XUH22TT	VXUH22*
	1.0L-I3	3B21B	MPFI, SOHC, 6v, 52KW	02/08	ON	XUH22TT	0.8	IXUH22	XUH22TT	VXUH22*
ROADSTER	0.7L-I3	M160	MPFI, SOHC, Turbo, 6v, 60KW	11/03	01/07	DEALER SALES	-	-	-	-
SSANGYONG										
ACTYON C100	2.3L-I4	M161.951	MPFI, DOHC, 16v, 110KW	03/07	01/09	K16PR-U	0.8	IK16	K16TT	IK16TT
KORANDO	2.3L-I4	M161.973	MPFI, DOHC, 16v, 110KW	02/98	07/98	K16PR-U	0.8	IK16	K16TT	IK16TT
MUSSO	2.3L-I4	M161.970	MPFI, DOHC, 16v, 104KW	09/97	07/98	K16PR-U	0.8	IK16	K16TT	IK16TT
	3.2L-I6	M162.990	MPFI, DOHC, 24v, 161KW	07/96	07/98	K16PR-U	0.8	IK16	K16TT	IK16TT
REXTON Y200, RX320	3.2L-I6	M162.995	MPFI, DOHC, 24v, 162KW	02/02	01/04	K16PR-U	0.8	IK16	K16TT	IK16TT
SUBARU										
DL, GL	1.8L-F4	EA82	SOHC, 8v, 63 - 70KW	12/84	95	W20EX-U11	1.1	IW20	W20TT	IW20TT
BRUMBY	1.6L-F4	EA71	CARB, OHV, 8v	01/78	09/80	W20EP-U	0.8	IW20	W20TT	IW20TT
BRUMBY	1.8L-F4	EA81	CARB, OHV, 8v	10/80	03/94	W20EP-U	0.8	IW20	W20TT	IW20TT
BRZ	2.0L-F4	FA20	MPFI, V-DOHC, 16v	07/12	ON	VXEBH27	0.8	-	-	VXEBH27*
FIORI	0.8L-I4	EN08	CARB, SOHC, 8v	11/89	12/92	K20PR-U	0.8	IK20	K20TT	IK20TT
FORESTER SF	2.0L-F4	EJ20	MPFI, SOHC, 16v	08/97	01/00	K20PR-U11	1.1	IK20	K20TT	IK20TT
	2.0L-F4	EJ20	MPFI, SOHC, 16v	04/99	07/02	IK20TT	1.0	IK20	-	IK20TT
FORESTER SF GT	2.0L-F4	EJ20	MPFI, DOHC, Turbo, 16v	09/98	07/02	IK20TT	1.0	IK20	-	IK20TT
FORESTER SG	2.5L-F4	EJ25	MPFI, SOHC, 16v	07/02	06/05	K20PR-U11	1.1	IK20	K20TT	IK20TT
	2.5L-F4	EJ25	MPFI, SOHC, 16v	07/05	02/08	IK16TT	1.0	IK16	-	IK16TT
FORESTER SG XT	2.5L-F4	EJ25	MPFI, DOHC, Turbo, 16v	08/03	01/08	IKH20TT	1.0	IKH20	-	IKH20TT
FORESTER SH	2.5L-F4	EJ25	MPFI, SOHC, 16v	03/08	01/11	IK16TT	1.0	IK16	-	IK16TT
	2.5L-F4	FB25	MPFI, DOHC, 16v	02/11	01/13	IXEH22TT	1.0	-	-	IXEH22TT
FORESTER SH XT	2.5L-F4	EJ25	MPFI, DOHC, Turbo, 16v	03/08	01/13	IKH20TT	1.0	-	-	IKH20TT
FORESTER SJ	2.0L-F4	FB20E	Direct Inj, DOHC VVT, 16v, 110KW	01/13	ON	IXEH22TT	1.0	-	-	IXEH22TT
	2.5L-F4	FB25	MPFI, DOHC VVT, 16v, 126KW	01/13	ON	IXEH22TT	1.0	-	-	IXEH22TT

MODEL	ENGINE SIZE	ENGINE CODE	SPECIFICATION	FROM	TO	DENSO PRIMARY	GAP (mm)	IRIDIUM POWER	NICKEL TT	IRIDIUM TT (*INDICATES IRIIDIUM TOUGH)
SUBARU (CONT)										
FORESTER SJ XT	2.0L-F4	FA20E	Direct Inj, DOHC VVT, Turbo, 16v, 177KW	01/13	ON	DEALER SALES	-	-	-	-
IMPREZA GC, GF	1.6L-F4	EJ16	MPFI, SOHC, 16v	04/93	09/98	K20PR-U11	1.1	IK20	K20TT	IK20TT
	1.8L-F4	EJ18	MPFI, SOHC, 16v	04/93	11/96	K20PR-U11	1.1	IK20	K20TT	IK20TT
	2.0L-F4	EJ20	MPFI, SOHC, 16v	05/96	09/98	K20PR-U11	1.1	IK20	K20TT	IK20TT
IMPREZA GC, GF, GM WRX	2.0L-F4	EJ20	MPFI, DOHC, Turbo, 16v	02/94	10/00	IK20TT	1.0	IK20	-	IK20TT
IMPREZA GC, GF, GM WRX STI	2.0L-F4	EJ20	MPFI, DOHC, Turbo, 16v	02/99	05/99	IK20TT	1.0	IK20	-	IK20TT
IMPREZA GD, GG	2.0L-F4	EJ20	MPFI, SOHC, 16v	09/98	09/07	IK20TT	1.0	IK20	-	IK20TT
	2.0L-F4	EJ20	MPFI, V-DOHC, 16v	09/07	08/08	IKH20TT	1.0	IKH20	-	IKH20TT
	2.0L-F4	EJ204	MPFI, DOHC VVT, 16v, 118KW	10/05	08/07	IKH20TT	1.0	IKH20	-	IKH20TT
	2.5L-F4	EJ25	MPFI, SOHC, 16v	10/01	09/05	K20PR-U11	1.1	IK20	K20TT	IK20TT
	2.5L-F4	EJ251	MPFI, SOHC, 16v, 112KW	10/01	09/05	K20PR-U11	1.1	IK20	K20TT	IK20TT
IMPREZA GD, GG WRX	2.0L-F4	EJ20	MPFI, DOHC, Turbo, 16v	10/00	09/05	IK20TT	1.0	IK20	-	IK20TT
	2.0L-F4	EJ205	MPFI, DOHC, Turbo, 16v, 160 - 175KW	10/00	09/05	IK20TT	1.0	IK20	-	IK20TT
	2.5L-F4	EJ25	MPFI, DOHC, Turbo, 16v	10/05	09/07	IKH20TT	1.0	IKH20	-	IKH20TT
IMPREZA GD, GG WRX STI	2.0L-F4	EJ20	MPFI, DOHC, Turbo, 16v	12/01	09/05	IK20TT	1.0	IK20	-	IK20TT
	2.5L-F4	EJ25	MPFI, V-DOHC, Turbo, 16v	10/05	08/07	IKH20TT	1.0	IKH20	-	IKH20TT
IMPREZA GE, GH	2.0L-F4	EJ204	MPFI, DOHC VVT, 16v, 110KW	08/07	03/12	IKH20TT	1.0	IKH20	-	IKH20TT
	2.0L-F4	EJ20	MPFI, V-DOHC, 16v	09/08	ON	IKH20TT	1.0	IKH20	-	IKH20TT
	2.0L-F4	FB20A	MPFI, DOHC VVT, 16v, 110KW	01/12	ON	IXEH22TT	1.0	-	-	IXEH22TT
IMPREZA GE, GH, GR, GV WRX	2.0L-F4	FB20	Direct Inj, DOHC VVT, Turbo, 16v, 197KW	03/14	ON	IXEH22TT	1.0	-	-	IXEH22TT
	2.5L-F4	EJ25	MPFI, V-DOHC, Turbo, 16v	10/05	11/11	IKH20TT	1.0	-	-	IKH20TT
	2.5L-F4	EJ255	MPFI, DOHC VVT, Turbo, 16v, 169 - 195KW	09/07	02/14	IKH20TT	1.0	-	-	IKH20TT
IMPREZA GE, GH, GR, GV WRX STI	2.5L-F4	EJ25	MPFI, V-DOHC, Turbo, 16v	09/10	ON	IKH20TT	1.0	-	-	IKH20TT
	2.5L-F4	EJ257	MPFI, DOHC VVT, Turbo, 16v, 221KW	09/10	ON	IKH20TT	1.0	-	-	IKH20TT
LEGACY	1.8L-F4	EJ18	MPFI, SOHC, 16v, 81KW	02/89	09/93	K20PR-U11	1.1	IK20	K20TT	IK20TT
	2.5L-F4	EJ254	MPFI, DOHC, 16v, 123KW	06/98	04/01	IK20TT	1.0	IK20	-	IK20TT
LEONE	1.4L-F4	EA63	CARB, OHV, 8v	07/73	03/75	W20ES-U	0.8	-	-	-
	1.6L-F4	EA71	CARB, OHV, 8v	01/80	12/80	W20EP-U	0.8	IW20	W20TT	IW20TT

MODEL	ENGINE SIZE	ENGINE CODE	SPECIFICATION	FROM	TO	DENSO PRIMARY	GAP (mm)	IRIDIUM POWER	NICKEL TT	IRIDIUM TT (*INDICATES IRIIDIUM TOUGH)
SUBARU (CONT)										
LEONE	1.8L-F4	EA81	CARB, OHV, 8v	11/79	12/84	W20EP-U	0.8	IW20	W20TT	IW20TT
	1.8L-F4	EA82	SOHC, 8v	01/82	09/90	W20EP-U	0.8	IW20	W20TT	IW20TT
	1.8L-F4	EA82	MPFI, SOHC, Turbo, 8v	08/87	06/88	W20EPR-U11	1.1	IW20	W20TT	IW20TT
LIBERTY BC, BF	2.0L-F4	EJ20	MPFI, DOHC, Turbo, 16v	10/91	06/94	IK20TT	1.0	IK20	-	IK20TT
	2.2L-F4	EJ22	MPFI, SOHC, 16v	11/90	06/94	K20PR-U11	1.1	IK20	K20TT	IK20TT
LIBERTY BD, BG	2.2L-F4	EJ22	MPFI, SOHC, 16v	06/94	03/99	K20PR-U11	1.1	IK20	K20TT	IK20TT
	2.5L-F4	EJ25	MPFI, DOHC, 16v	11/96	03/99	IK20TT	1.0	IK20	-	IK20TT
LIBERTY BE, BH	2.0L-F4	EJ20	MPFI, SOHC, 16v	03/99	08/03	K20PR-U11	1.1	IK20	K20TT	IK20TT
	2.5L-F4	EJ25	MPFI, SOHC, 16v	08/99	08/03	K20PR-U11	1.1	IK20	K20TT	IK20TT
LIBERTY BE, BH B4	2.0L-F4	EJ20	MPFI, DOHC, Twin Turbo, 16v	08/01	08/03	IK20TT	1.0	-	-	IK20TT
LIBERTY BL, BP	2.0L-F4	EJ20	MPFI, SOHC, 16v	09/03	06/05	IK16TT	1.0	IK16	-	IK16TT
	2.0L-F4	EJ20	MPFI, DOHC, 16v 121KW	01/06	07/07	IKH20TT	1.0	IKH20	-	IKH20TT
	2.5L-F4	EJ25	MPFI, SOHC, 16v	09/03	08/09	IK16TT	1.0	IK16	-	IK16TT
	3.0L-F6	EZ30	MPFI, V-DOHC, 24v	08/04	08/09	IKH20TT	1.0	IKH20	-	IKH20TT
LIBERTY BL, BP GT	2.0L-F4	EJ20	MPFI, DOHC, Turbo, 16v	09/03	07/06	IKH20TT	1.0	IKH20	-	IKH20TT
	2.5L-F4	EJ25	MPFI, V-DOHC, Turbo, 16v	09/06	08/09	IKH20TT	1.0	-	-	IKH20TT
LIBERTY BM, BR	2.5L-F4	EJ253	MPFI, SOHC VVT, 16v, 123-127KW	09/09	ON	IK20TT	1.0	IK20	-	IK20TT
	3.6L-F6	EZ36	MPFI, V-DOHC, 24v	09/09	ON	IKH20TT	1.0	IKH20	-	IKH20TT
LIBERTY BM, BR GT	2.5L-F4	EJ25	MPFI, V-DOHC, Turbo, 16v	09/09	ON	IKH20TT	1.0	-	-	IKH20TT
LIBERTY BN, BS	2.5L-F4	FB25	MPFI, DOHC VVT, 16v, 129KW	12/14	ON	IXEH22TT	1.0	-	-	IXEH22TT
	3.6L-F6	EZ36D	MPFI, DOHC VVT, 24v, 191KW	12/14	ON	IKH20TT	1.0	IKH20	-	IKH20TT
LIBERTY EXIGA YA	2.5L-F4	EJ253	MPFI, SOHC VVT, 16v, 123KW	10/09	ON	IK20TT	1.0	IK20	-	IK20TT
OMEGA	1.8L-F4	EA82	EFI, SOHC, 8v, 70KW	88	93	W20EX-U11	1.1	IW20	W20TT	IW20TT
OUTBACK BG, BH	2.5L-F4	EJ25	MPFI, DOHC, 16v	09/96	08/03	K20PR-U11	1.1	IK20	K20TT	IK20TT
	3.0L-F6	EZ30	MPFI, DOHC, 24v	10/00	08/03	IKH20TT	1.0	IKH20	-	IKH20TT
OUTBACK BL, BP	2.5L-F4	EJ25	MPFI, SOHC, 16v	09/03	08/09	IK16TT	1.0	IK16	-	IK16TT
	3.0L-F6	EZ30	MPFI, DOHC, 24v	10/03	08/09	IKH20TT	1.0	IKH20	-	IKH20TT
OUTBACK BM, BR	2.5L-F4	EJ25	MPFI, SOHC VVT, 16v, 123KW	09/09	ON	IK20TT	1.0	IK20	-	IK20TT

MODEL	ENGINE SIZE	ENGINE CODE	SPECIFICATION	FROM	TO	DENSO PRIMARY	GAP (mm)	IRIDIUM POWER	NICKEL TT	IRIDIUM TT (*INDICATES IRIIDIUM TOUGH)
SUBARU (CONT)										
OUTBACK BM, BR	2.5L-F4	FB25	MPFI, DOHC VVT, 16v, 127KW	12/12	01/15	IXEH22TT	1.0	-	-	IXEH22TT
	3.6L-F6	EZ36	MPFI, V-DOHC, 24v	09/09	ON	IKH20TT	1.0	IKH20	-	IKH20TT
OUTBACK BN, BS	2.5L-F4	FB25	MPFI, DOHC VVT, 16v, 129KW	12/14	ON	IXEH22TT	1.0	-	-	IXEH22TT
	3.6L-F6	EZ36D	MPFI, DOHC VVT, 24v, 191KW	12/14	ON	IKH20TT	1.0	IKH20	-	IKH20TT
SHERPA	0.7L-I2	EK42	CARB, SOHC, 4v	10/82	10/89	W20EP11	1.1	IW20	W20TT	IW20TT
SVX	3.3L-F6	EG33	MPFI, DOHC, 24v	03/92	04/97	IK20TT	1.0	IK20	-	IK20TT
TRIBECA	3.0L-F6	EZ30	MPFI, V-DOHC, 24v	11/06	11/07	IKH20TT	1.0	IKH20	-	IKH20TT
	3.6L-F6	EZ36	MPFI, V-DOHC, 24v	12/07	ON	IKH20TT	1.0	-	-	IKH20TT
VORTEX	1.8L-F4	EA82	MPFI, SOHC, 8v	09/85	09/88	W20EP11	1.1	IW20	W20TT	IW20TT
	1.8L-F4	EA82	MPFI, SOHC, Turbo, 8v	01/86	09/89	W20EP11	1.1	IW20	W20TT	IW20TT
XV	2.0L-F4	FB20A	MPFI, DOHC VVT, 16v, 110KW	01/12	ON	IXEH22TT	1.0	-	-	IXEH22TT
SUNBEAM										
ALPINE	1.5L-I4	1.5L	CARB, OHV, 8v	01/60	12/60	W20EP-U	0.8	IW20	W20TT	IW20TT
	1.6L-I4	1.6L	CARB, OHV, 8v	01/61	12/64	W20EP-U	0.8	IW20	W20TT	IW20TT
	1.7L-I4	1.7L	CARB, OHV, 8v	01/65	12/65	W20EP-U	0.8	IW20	W20TT	IW20TT
RAPIER	1.5L-I4	1.5L	CARB, OHV, 8v	01/60	12/64	W20EP-U	0.8	IW20	W20TT	IW20TT
SUZUKI										
ALTO	0.5L-I3	F5A	CARB, SOHC, 6v	09/85	05/88	W16EPR-U	0.8	IW16	W16TT	IW16TT
	0.8L-I3	F8B	CARB, SOHC, 6v	01/87	02/89	W16EPR-U	0.8	IW16	W16TT	IW16TT
	1.0L-I4	G10B	CARB, SOHC, 8v	03/96	04/99	W16EXR-U	0.8	IW16	W16TT	IW16TT
	1.0L-I3	K10BN	MPFI, DOHC, 16v	07/09	ON	VXU20	1.1	-	-	VXU20*
APV	1.6L-I4	G16A1D	MPFI, SOHC, 16v	06/05	ON	K20PR-U	0.8	IK20	K20TT	IK20TT
BALENO	1.6L-I4	G16B	MPFI, SOHC, 16v	04/95	11/01	K20PR-U	0.8	IK20	K20TT	IK20TT
	1.8L-I4	J18B	MPFI, DOHC, 16v	03/96	04/01	K20PR-U11	1.1	IK20	K20TT	IK20TT
CAPPUCCINO	0.7L-I3	F6A	EFI, DOHC, Turbo, 12v	91	95	IXU22	0.9	IXU22	-	VXU22*
CARRY	0.5L-I3	F5A	CARB, SOHC, 6v	86	89	XU22TT	0.8	IXU22	XU22TT	VXU22*
	0.8L-I4	F8A	CARB, SOHC, 8v, 27KW	79	85	W16EPR-U	0.8	IW16	W16TT	IW16TT
	1.3L-I4	G13BB	MPFI, SOHC, 16v	05/99	07/05	K20PR-U	0.8	IK20	K20TT	IK20TT

MODEL	ENGINE SIZE	ENGINE CODE	SPECIFICATION	FROM	TO	DENSO PRIMARY	GAP (mm)	IRIDIUM POWER	NICKEL TT	IRIDIUM TT (*INDICATES IRIIDIUM TOUGH)
SUZUKI (CONT)										
ESCUDO	1.6L-I4	G16A	EFI, SOHC, 8v, 61KW	05/88	07/90	W16EX-U	0.8	IW16	W16TT	IW16TT
	1.6L-I4	M16A	MPFI, DOHC VVT, 16v, 79KW	06/06	04/07	IK20TT	1.0	IK20	-	IK20TT
GRAND VITARA	1.6L-I4	G16B	MPFI, DOHC, 16v	05/99	10/01	K20PR-U11	1.1	IK20	K20TT	IK20TT
	1.6L-I4	M16A	MPFI, V-DOHC, 16v	09/05	07/08	IK20TT	1.0	IK20	-	IK20TT
	2.0L-I4	J20A	MPFI, DOHC, 16v	04/98	07/08	K20PR-U11	1.1	IK20	K20TT	IK20TT
	2.4L-I4	J24B	MPFI, V-DOHC, 16v	08/08	ON	IKH20TT	1.0	IKH20	-	IKH20TT
	2.5L-V6	H25A	MPFI, DOHC, 24v	04/98	04/00	K20PR-U11	1.1	IK20	K20TT	IK20TT
	2.5L-V6	H25A	MPFI, DOHC, 24v	04/00	08/05	IK16TT	1.0	IK16	-	IK16TT
	2.7L-V6	H27A	MPFI, DOHC, 24v	09/05	07/08	K20PR-U11	1.1	IK20	K20TT	IK20TT
	3.2L-V6	N32A	MPFI, DOHC, 24v	08/08	ON	ITV20TT	1.0	ITV20	-	ITV20TT
HATCH	0.5L-I3	F5A	CARB, SOHC, 6v	80	85	W16EPR-U	0.8	IW16	W16TT	IW16TT
IGNIS	1.3L-I4	M13A	MPFI, DOHC, 16v	10/00	02/05	K20PR-U11	1.1	IK20	K20TT	IK20TT
	1.5L-I4	M15A	MPFI, DOHC, 16v	08/03	02/05	IK20TT	1.0	IK20	-	IK20TT
JIMNY	1.3L-I4	G13BB	MPFI, SOHC, 16v	10/98	09/02	K20PR-U	0.8	IK20	K20TT	IK20TT
	1.3L-I4	M13A	MPFI, DOHC, 16v	09/00	ON	K20PR-U	0.8	IK20	K20TT	IK20TT
KIZASHI	2.4L-I4	J24B	MPFI, V-DOHC, 16v	05/10	ON	IKH20TT	1.0	IKH20	-	IKH20TT
LIANA	1.6L-I4	M16A	MPFI, DOHC, 16v	10/01	02/04	K20PR-U11	1.1	IK20	K20TT	IK20TT
	1.8L-I4	M18A	MPFI, V-DOHC, 16v	03/04	08/07	K20PR-U11	1.1	IK20	K20TT	IK20TT
MIGHTY BOY	0.5L-I3	F5A	CARB, SOHC, 8v	07/85	10/88	W16EP-U	0.8	IW16	W16TT	IW16TT
S-CROSS	1.6L-I4	M16A	MPFI, DOHC VVT, 16v, 86KW	01/14	ON	IKH20TT	1.0	IKH20	-	IKH20TT
SIERRA	0.5L-I3		CARB, 2STROKE	07/74	06/78	W22F5-U	0.7	IWF22	-	-
	0.8L-I4	F8A	CARB, SOHC, 8v	11/77	12/81	W20EP-U	0.8	IW20	W20TT	IW20TT
	1.0L-I4	F10A	CARB, SOHC, 8v	07/81	09/00	W16EP-U	0.8	IW16	W16TT	IW16TT
	1.3L-I4	G13	CARB, SOHC, 8v	10/84	05/99	W16EP-U	0.8	IW16	W16TT	IW16TT
SUPER CARRY	1.0L-I4	F10A	CARB, SOHC, 8v	07/85	12/90	W16EP-U	0.8	IW16	W16TT	IW16TT
SWIFT	1.0L-I3	G10	CARB, SOHC, 6v	03/84	05/95	W20EP-U	0.8	IW20	W20TT	IW20TT
	1.3L-I4	G13A	CARB, SOHC, 8v	01/85	03/87	W20EP-U	0.8	IW20	W20TT	IW20TT
	1.3L-I4	G13B	EFI, DOHC, 16v	10/86	12/88	W20EP-U	0.8	IW20	W20TT	IW20TT

MODEL	ENGINE SIZE	ENGINE CODE	SPECIFICATION	FROM	TO	DENSO PRIMARY	GAP (mm)	IRIDIUM POWER	NICKEL TT	IRIDIUM TT (*INDICATES IRIIDIUM TOUGH)
SUZUKI (CONT)										
SWIFT	1.3L-I4	G13B	EFI, DOHC, 16v	01/89	05/00	W20EPR-U	0.8	IW20	W20TT	IW20TT
	1.3L-I4	G13BA	CARB, SOHC, 8v	05/94	05/00	W20EP-U	0.8	IW20	W20TT	IW20TT
	1.4L-I4	K14B	MPFI, V-DOHC, 16v	02/11	ON	XU20EPR-U	0.9	IXU22	-	VXU20*
	1.5L-I4	M15A	MPFI, V-DOHC, 16v	02/05	01/11	K20PR-U11	1.1	IK20	K20TT	IK20TT
	1.6L-I4	G16B	EFI, SOHC, 16v, 70KW	10/89	05/95	K20PR-U	0.8	IK20	K20TT	IK20TT
	1.6L-I4	M16A	MPFI, V-DOHC, 16v	10/06	01/11	K20PR-U11	1.1	IK20	K20TT	IK20TT
	1.6L-I4	M16A	MPFI, V-DOHC, 16v	02/12	ON	IK20TT	1.0	IK20	-	IK20TT
SX4	2.0L-I4	J201	MPFI, DOHC, 16v	09/07	01/10	K20PR-U11	1.1	IK20	K20TT	IK20TT
	2.0L-I4	J20B	MPFI, V-DOHC, 16v	02/10	ON	K16HPR-U11	1.1	IKH16	KH16TT	IKH16TT
VITARA	1.6L-I4	G16A	CARB, SOHC, 8v	07/88	11/94	W20EP-U	0.8	IW20	W20TT	IW20TT
	1.6L-I4	G16B	MPFI, SOHC, 16v	08/91	10/98	K20PR-U	0.8	IK20	K20TT	IK20TT
	1.6L-I4	G16B	MPFI, SOHC, 16v	11/98	04/00	K20PR-U11	1.1	IK20	K20TT	IK20TT
	2.0L-I4	J20A	MPFI, DOHC, 16v	05/97	04/00	K20PR-U	0.8	IK20	K20TT	IK20TT
	2.0L-V6	H20A	MPFI, DOHC, 24v	04/95	09/99	K20PR-U	0.8	IK20	K20TT	IK20TT
WAGON R	1.0L-I4	K10A	MPFI, DOHC, 16v	10/97	11/98	XU22TT	0.8	IXU22	XU22TT	VXU22*
X-90	1.6L-I4	G16B	MPFI, SOHC, 16v	04/96	05/98	K20PR-U	0.8	IK20	K20TT	IK20TT
XL-7	2.7L-V6	H27A	MPFI, DOHC, 24v	07/01	01/06	K20PR-U11	1.1	IK20	K20TT	IK20TT
TOYOTA										
4 RUNNER	2.0L-I4	3Y	CARB, OHV, 8v	07/84	10/85	W16EX-U	0.8	IW16	W16TT	IW16TT
	2.2L-I4	4Y	CARB, OHV, 8v	11/85	12/89	W16EX-U	0.8	IW16	W16TT	IW16TT
	2.2L-I4	4Y-E	OHV, 8v	11/85	12/90	IW16TT	1.0	IW16	-	IW16TT
	2.4L-I4	22R	CARB, SOHC, 8v	10/89	06/96	W16EXR-U	0.8	IW16	W16TT	IW16TT
	3.0L-V6	3VZ-E	EFI, SOHC, 12v, 105KW	10/90	06/96	K16R-U	0.8	IK16	K16TT	IK16TT
86 ZN6	2.0L-F4	4U-GSE	MPFI, DOHC, 16v	06/12	ON	VXEBH27	0.8	-	-	VXEBH27*
ALPHARD	2.4L-I4	2AZ-FE	MPFI, DOHC VVT, 16v, 118KW	05/02	04/08	K20R-U11	1.1	IK20	K20TT	IK20TT
	2.4L-I4	2AZ-FE	MPFI, DOHC VVT, 16v, 126KW	05/08	ON	IK20TT	1.0	IK20	-	IK20TT
	3.0L-V6	1MZ-FE	MPFI, DOHC VVT, 24v, 164KW	05/02	04/08	IK20TT	1.0	IK20	-	IK20TT
	3.5L-V6	2GR-FE	MPFI, DOHC VVT, 24v, 208KW	05/08	ON	IKH20TT	1.0	-	-	IKH20TT

MODEL	ENGINE SIZE	ENGINE CODE	SPECIFICATION	FROM	TO	DENSO PRIMARY	GAP (mm)	IRIDIUM POWER	NICKEL TT	IRIDIUM TT (*INDICATES IRIIDIUM TOUGH)
TOYOTA (CONT)										
ALTEZZA	2.0L-I4	3S-GE	MPFI, DOHC, 16v, 149KW	10/98	07/05	IK20TT	1.0	IK20	-	IK20TT
ARISTO	3.0L-I6	2JZ-GE	EFI, DOHC, 24v	10/91	08/97	IK16TT	1.0	IK16	-	IK16TT
	3.0L-I6	2JZ-GTE	EFI, DOHC, Turbo, 24v	10/91	08/97	IK20TT	1.0	IK20	-	IK20TT
AURION	3.5L-V6	2GR-FE	MPFI, DOHC, 24v, 200KW	10/06	03/12	IKH20TT	1.0	-	-	IKH20TT
	3.5L-V6	2GR-FE	MPFI, DOHC, Supercharged, 24v, 241KW	06	07	IKH20TT	1.0	-	-	IKH20TT
AVALON MCX10R	3.0L-V6	1MZ-FE	MPFI, DOHC, 24v	07/00	03/06	IK20TT	1.0	IK20	-	IK20TT
AVENSIS	2.0L-I4	1AZ-FE	MPFI, V-DOHC, 16v	12/01	10/03	IK20TT	1.0	IK20	-	IK20TT
	2.0L-I4	1AZ-FSE	Direct Inj, DOHC, 16v, 108KW	03	07	VKA20	1.1	-	-	VKA20*
	2.4L-I4	2AZ-FE	MPFI, V-DOHC, 16v	11/03	11/10	IK20TT	1.0	IK20	-	IK20TT
bB	1.3L-I4	K3-VE	EFI, DOHC, 16v, 69KW	12/05	ON	IXU22I	0.9	IXU22I	-	VXU22I*
BUNDERA	2.4L-I4	22R	CARB, SOHC, 8v	01/85	12/90	W16EX-U	0.8	IW16	W16TT	IW16TT
CALDINA	2.0L-I4	3S-FE	MPFI, DOHC, 16v, 100KW	09/97	08/02	K20TR11	1.1	IK20	K20TT	IK20TT
	2.0L-I4	3S-GE	MPFI, DOHC, 16v, 141KW	09/97	08/02	IK20TT	1.0	IK20	-	IK20TT
	2.0L-I4	3S-GTE	MPFI, DOHC, Turbo, 16v, 193KW	09/97	06/07	IK20TT	1.0	-	-	IK20TT
CAMRY SV10R	1.8L-I4	1S-L	CARB, SOHC, 8v	82	86	W16EXR-U11	1.1	IW16	W16TT	IW16TT
CAMRY SV20	1.8L-I4	1S-I	SPFI, SOHC, 8v	05/87	08/89	J16AR-U11	1.1	-	-	-
CAMRY SV22R	1.8L-I4	4S-FI	SPFI, DOHC, 16v	88	90	Q14R-U11	1.1	IQ16	Q16TT	IQ16TT
CAMRY SV30R	1.8L-I4	4S-FE	MPFI, DOHC, 16v, 85KW	07/90	06/94	K16R-U11	1.1	IK16	K16TT	IK16TT
CAMRY SV11	2.0L-I4	2S-E	EFI, SOHC, 8v	04/83	04/87	W16EXR-U	0.8	IW16	W16TT	IW16TT
CAMRY SV21R	2.0L-I4	3S-GE	EFI, DOHC, 16v	86	90	IK20TT	1.0	IK20	-	IK20TT
CAMRY SV21	2.0L-I4	3S-FE	EFI, DOHC, 16v	05/87	02/93	Q16R-U11	1.1	IQ16	Q16TT	IQ16TT
CAMRY SV22	2.0L-I4	3S-FC	CARB, DOHC, 16v	09/89	06/91	K16R-U11	1.1	IK16	K16TT	IK16TT
CAMRY VZV20R	2.0L-V6	1VZ-FE	EFI, DOHC, 24v	87	91	IQ20TT	1.0	IQ20	-	IQ20TT
CAMRY SDV10	2.2L-I4	5S-FE	EFI, DOHC, 16v	02/93	12/96	IK20TT	1.0	IK20	-	IK20TT
CAMRY SXV10	2.2L-I4	5S-FE	EFI, DOHC, 16v	04/95	03/98	K20R-U11	1.1	IK20	K20TT	IK20TT
CAMRY SXV20	2.2L-I4	5S-FE	MPFI, DOHC, 16v	08/97	08/02	IK20TT	1.0	IK20	-	IK20TT
CAMRY ACV36R	2.4L-I4	2AZ-FE	MPFI, V-DOHC, 16v	09/02	06/06	K20R-U11	1.1	IK20	K20TT	IK20TT
CAMRY ACV40R	2.4L-I4	2AZ-FE	MPFI, V-DOHC, 16v	07/06	01/12	IK20TT	1.0	IK20	-	IK20TT

MODEL	ENGINE SIZE	ENGINE CODE	SPECIFICATION	FROM	TO	DENSO PRIMARY	GAP (mm)	IRIDIUM POWER	NICKEL TT	IRIDIUM TT (*INDICATES IRIIDIUM TOUGH)
TOYOTA (CONT)										
CAMRY ACV40R HYBRID	2.4L-I4	2AZ-FXE	MPFI, V-DOHC, 16v	02/10	02/12	IK20TT	1.0	IK20	-	IK20TT
CAMRY ASV50R	2.5L-I4	2AR-FE	MPFI, V-DOHC, 16v	12/11	ON	IKH16TT	1.0	IKH16	-	IKH16TT
CAMRY AVV50R HYBRID	2.5L-I4	2AR-FXE	MPFI, V-DOHC, 16v	03/12	ON	IKH16TT	1.0	-	-	IKH16TT
CAMRY VZV21R	2.5L-V6	2VZ-FE	EFI, DOHC, 24v	06/88	02/93	IQ20TT	1.0	IQ20	-	IQ20TT
CAMRY VDV10	3.0L-V6	3VZ-FE	EFI, DOHC, 24v	02/93	08/97	Q20R-U11	1.1	IQ20	Q20TT	IQ20TT
CAMRY MCV20R	3.0L-V6	1MZ-FE	MPFI, DOHC, 24v	09/97	08/02	IK20TT	1.0	IK20	-	IK20TT
CAMRY MCV36R	3.0L-V6	1MZ-FE	MPFI, DOHC, 24v	09/02	06/06	IK20TT	1.0	IK20	-	IK20TT
CARINA	2.0L-I4	3S-GE	EFI, DOHC, 16v	85	89	IQ16TT	1.0	IQ16	-	IQ16TT
CELICA TA22	1.6L-I4	2TB	CARB, OHV, 8v	11/71	12/76	W16EX-U	0.8	IW16	W16TT	IW16TT
CELICA TA23	1.6L-I4	2T	CARB, OHV, 8v	75	77	W16EX-U	0.8	IW16	W16TT	IW16TT
CELICA TA45, 61	1.6L-I4	2T-GUE		09/78	08/83	W16EXR-U11	1.1	IW16	W16TT	IW16TT
CELICA RA23, RA28, RA40	2.0L-I4	18R-C	CARB, SOHC, 8v	06/76	12/81	W16EX-U	0.8	IW16	W16TT	IW16TT
CELICA RA40 TWIN CAM	2.0L-I4	18R-G	CARB, DOHC, 8v	09/78	06/81	W16EXR-U11	1.1	IW16	W16TT	IW16TT
CELICA RA40 TWIN CAM	2.0L-I4	18R-G	CARB, DOHC, 8v	07/81	09/82	J16AR-U11	1.1	-	-	-
CELICA RA60	2.0L-I4	21R	CARB, SOHC, 8v	11/81	09/83	W16EXR-U	0.8	IW16	W16TT	IW16TT
CELICA RA65	2.4L-I4	22R-EC	EFI, SOHC, 8v	10/84	12/85	W16EXR-U	0.8	IW16	W16TT	IW16TT
CELICA SA63	2.0L-I4	2S	CARB, SOHC, 8v	10/83	09/84	W16EXR-U	0.8	IW16	W16TT	IW16TT
CELICA MA61	2.8L-I6	5M-GE	EFI, DOHC, 12v	81	87	IW16TT	1.0	IW16	-	IW16TT
CELICA ST162	2.0L-I4	3S-FE	EFI, DOHC, 16v	11/86	11/89	Q16R-U11	1.1	IQ16	Q16TT	IQ16TT
CELICA ST162	2.0L-I4	3S-GE	EFI, DOHC, 16v	11/85	10/89	IQ16TT	1.0	IQ16	-	IQ16TT
CELICA ST165 GT4	2.0L-I4	3S-GTE	EFI, DOHC, Turbo, 16v	86	89	IQ16TT	1.0	IQ16	-	IQ16TT
CELICA ST182, 183	2.0L-I4	3S-FE	EFI, DOHC, 16v	08/90	03/94	K20R-U11	1.1	IK20	K20TT	IK20TT
CELICA ST183	2.0L-I4	3S-GE	EFI, DOHC, 16v, 123KW	10/89	09/93	IK20TT	1.0	IK20	-	IK20TT
CELICA ST184	2.2L-I4	5S-FE	EFI, DOHC, 16v	11/89	03/94	K16R-U11	1.1	IK16	K16TT	IK16TT
CELICA ST185 GT4	2.0L-I4	3S-GTE	MPFI, DOHC, Turbo, 16v	03/90	09/94	IK20TT	1.0	IK20	-	IK20TT
CELICA ST202, 203	2.0L-I4	3S-FE	EFI, DOHC, 16v	03/94	06/96	K20R-U11	1.1	IK20	K20TT	IK20TT
CELICA ST202, 203	2.0L-I4	3S-FE	EFI, DOHC, 16v	06/96	09/99	K20TR11	1.1	IK20	K20TT	IK20TT
CELICA ST202	2.0L-I4	3S-GE	MPFI, DOHC, 16v, 134KW	10/93	08/99	IK20TT	1.0	IK20	-	IK20TT

MODEL	ENGINE SIZE	ENGINE CODE	SPECIFICATION	FROM	TO	DENSO PRIMARY	GAP (mm)	IRIDIUM POWER	NICKEL TT	IRIDIUM TT (*INDICATES IRIIDIUM TOUGH)
TOYOTA (CONT)										
CELICA ST204	2.2L-I4	5S-FE	MPFI, DOHC, 16v	03/94	11/99	IK20TT	1.0	IK20	-	IK20TT
CELICA ST205 GT4	2.0L-I4	3S-GTE	MPFI, DOHC, Turbo, 16v	09/94	09/99	IK20TT	1.0	IK20	-	IK20TT
CELICA ZTZ231	1.8L-I4	2ZZ-GE	MPFI, V-DOHC, 16v	11/99	03/06	IK20TT	1.0	IK20	-	IK20TT
CELICA SUPRA MA61	2.8L-I6	5M-GE	EFI, DOHC, 12v	09/81	12/85	IW16TT	1.0	IW16	-	IW16TT
CELSIOR	4.0L-V8	1UZ-FE	MPFI, DOHC, 32v, 193 - 197KW	10/89	07/00	IK20TT	1.0	IK20	-	IK20TT
	4.3L-V8	3UZ-FE	MPFI, DOHC VVT, 32v, 208KW	08/00	05/06	IK20TT	1.0	IK20	-	IK20TT
CHASER GX70	2.0L-I6	1G-GTEU	EFI, DOHC, Turbo, 24v	86	88	IQ20TT	1.0	IQ20	-	IQ20TT
CHASER GX81	2.0L-I6	1G-GE	EFI, DOHC, 24v, 112KW	08/88	09/92	IQ20TT	1.0	IQ20	-	IQ20TT
CHASER JZX100	2.5L-I6	1JZ-GE	MPFI, DOHC, 24v, 149KW	09/96	06/01	IK16TT	1.0	IK16	-	IK16TT
	2.5L-I6	1JZ-GTE	MPFI, DOHC VVT, Turbo, 24v, 208KW	09/96	06/01	IK20TT	1.0	IK20	-	IK20TT
CHASER JZX101	3.0L-I6	2JZ-GE	MPFI, DOHC, 24v, 164KW	09/96	06/01	IK16TT	1.0	IK16	-	IK16TT
COASTER	2.2L-I4	20R	CARB, SOHC, 8v	79	82	W16EX-U	0.8	IW16	W16TT	IW16TT
	2.4L-I4	22R	CARB, SOHC, 8v	80	82	W16EXR-U	0.8	IW16	W16TT	IW16TT
	2.4L-I4	22R	CARB, SOHC, 8v	01/84	06/92	W16EX-U	0.8	IW16	W16TT	IW16TT
	2.0L-I4	5R	CARB, OHV, 8v	68	80	W16EX-U	0.8	IW16	W16TT	IW16TT
COROLLA KE10	1.1L-I4	K	CARB	06/67	12/69	W16EX-U	0.8	IW16	W16TT	IW16TT
COROLLA KE20	1.2L-I4	3K	CARB, OHV, 8v	01/70	05/75	W16EX-U	0.8	IW16	W16TT	IW16TT
COROLLA KE38, KE55, KE70	1.3L-I4	4K	CARB, OHV, 8v	11/78	04/85	W16EX-U	0.8	IW16	W16TT	IW16TT
COROLLA AE80	1.3L-I4	2A	CARB, SOHC, 8v	04/85	05/89	W16EX-U	0.8	IW16	W16TT	IW16TT
COROLLA AE90	1.4L-I4	6A-FC	CARB, DOHC, 16v	06/89	11/92	QJ16AR-U	0.8	-	-	-
COROLLA AE85	1.5L-I4	3A	CARB, SOHC, 8v	83	86	W16TT	0.8	IW16	W16TT	IW16TT
COROLLA AE91	1.5L-I4	5A-FE	MPFI, DOHC, 16v, 69KW	05/88	06/91	Q16R-U	0.8	IQ16	Q16TT	IQ16TT
COROLLA AE71	1.6L-I4	4A-C	CARB, SOHC, 8v	10/83	04/85	W16EX-U	0.8	IW16	W16TT	IW16TT
COROLLA AE86 SPRINT	1.6L-I4	4A-C	CARB, SOHC, 8v	07/83	12/85	W16EXR-U	0.8	IW16	W16TT	IW16TT
COROLLA AE86 SPRINT (JAPAN)	1.6L-I4	4A-GE	EFI, DOHC, 16v	83	86	IK20TT	1.0	IK20	-	IK20TT
COROLLA AE82	1.6L-I4	4A-LC	CARB, SOHC, 8v	04/85	09/89	W16EX-U11	1.1	IW16	W16TT	IW16TT
	1.6L-I4	4A-GE	EFI, DOHC, 16v	01/86	05/89	IQ16TT	1.0	IQ16	-	IQ16TT
COROLLA AE92	1.6L-I4	4A-F	CARB, DOHC, 16v	04/85	09/94	Q16R-U11	1.1	IQ16	Q16TT	IQ16TT

MODEL	ENGINE SIZE	ENGINE CODE	SPECIFICATION	FROM	TO	DENSO PRIMARY	GAP (mm)	IRIDIUM POWER	NICKEL TT	IRIDIUM TT (*INDICATES IRIIDIUM TOUGH)
TOYOTA (CONT)										
COROLLA AE92, AE95	1.6L-14	4A-FE	EFI, DOHC, 16v	04/88	07/95	Q16R-U	0.8	IQ16	Q16TT	IQ16TT
COROLLA AE93	1.6L-14	4A-GE	EFI, DOHC, 16v, 100KW	10/89	10/92	IK20TT	1.0	IK20	-	IK20TT
COROLLA AE101	1.6L-14	4A-GE	MPFI, DOHC, 20v	00/92	00/95	K16R-U11	1.1	IK16	K16TT	IK16TT
COROLLA AE101, AE111	1.6L-14	4A-FE	EFI, DOHC, 16v	09/94	01	K16R-U11	1.1	IK16	K16TT	IK16TT
COROLLA AE111	1.6L-14	4A-GE	MPFI, DOHC, 20v, 123KW	05/95	07/00	IK20TT	1.0	IK20	-	IK20TT
COROLLA AE93, 96, 102, 102	1.8L-14	7A-FE	EFI, DOHC, 16v	11/92	12/99	K16R-U	0.8	IK16	K16TT	IK16TT
COROLLA AE112	1.8L-14	7A-FE	MPFI, DOHC, 16v	10/98	11/01	K20R-U11	1.1	IK20	K20TT	IK20TT
COROLLA ZZE122R	1.8L-14	1ZZ-FE	MPFI, V-DOHC, 16v	12/01	04/07	K16R-U11	1.1	IK16	K16TT	IK16TT
COROLLA ZZE123R	1.8L-14	2ZZ-GE	MPFI, V-DOHC, 16v	05/03	04/06	IK20TT	1.0	IK20	-	IK20TT
COROLLA ZRE152, ZRE172, ZRE182	1.8L-14	2ZR-FE	MPFI, V-DOHC, 16v	05/07	0N	IXEH22TT	1.0	-	-	IXEH22TT
COROLLA ZRE153	2.0L-14	3ZR-FAE	MPFI, V-DOHC, 16v	06/10	00/13	IXEH22TT	1.0	-	-	IXEH22TT
CORONA RT40	1.5L-14	2R	CARB, OHV, 8v	11/64	07/71	W20EX-U	0.8	IW20	W20TT	IW20TT
CORONA AT170	1.5L-14	5A-F	CARB, DOHC, 16v, 63KW	12/87	01/92	Q16-U11	1.1	IQ16	Q16TT	IQ16TT
CORONA RT81	1.6L-14	12R	CARB, OHV, 8v	08/71	02/74	W20EX-U	0.8	IW20	W20TT	IW20TT
CORONA RT130	1.6L-14	12R	CARB, OHV, 8v	79	80	W16EX-U	0.8	IW16	W16TT	IW16TT
CORONA ST150	1.8L-14	1S	CARB, SOHC, 8v	84	89	W16EXR-U11	1.1	IW16	W16TT	IW16TT
CORONA ST170	1.8L-14	4S-FI	SPFI, DOHC, 16v, 78KW	12/87	01/92	Q14R-U11	1.1	IQ16	Q16TT	IQ16TT
CORONA T60, T70 MKII	1.9L-14	18R	CARB, SOHC, 8v	08/69	09/72	W20EX-U	0.8	IW20	W20TT	IW20TT
CORONA XT130	1.9L-14	1X	CARB, OHV, 8v (Starfire)	10/79	07/83	T16EPR-U	0.8	IT16	T16TT	IT16TT
CORONA RT104, 118, 132	2.0L-14	18R/18R-C	CARB, SOHC, 8v	03/74	12/81	W16EX-U	0.8	IW16	W16TT	IW16TT
CORONA RT133	2.0L-14	21R-C	CARB, OHV, 8v	02/82	12/83	W16EX-U	0.8	IW16	W16TT	IW16TT
CORONA ST141	2.0L-14	2S-C	CARB, SOHC, 8v	08/83	04/87	W16EXR-U	0.8	IW16	W16TT	IW16TT
CORONA ST171	2.0L-14	3S-FE	MPFI, DOHC, 16v, 89KW	12/87	10/89	Q16R-U11	1.1	IQ16	Q16TT	IQ16TT
CORONA ST171 GTR	2.0L-14	3S-GE	EFI, DOHC, 24v	00/87	00/89	IQ16TT	1.0	IQ16	-	IQ16TT
CORONA ST191	2.0L-14	3S-FE	MPFI, DOHC, 16v	92	96	K20R-U11	1.1	IK20	K20TT	IK20TT
CORONA MX10	2.0L-16	M	CARB, SOHC, 12v	07/72	10/74	W16EX-U	0.8	IW16	W16TT	IW16TT
CORONA GX71 MKII	2.0L-16	1G-E	EFI, SOHC, 12v	84	88	J16BR-U11	1.1	-	-	-
CORONA GX81 MKII	2.0L-16	1G-FE	EFI, DOHC, 24v	88	95	K16R-U11	1.1	IK16	K16TT	IK16TT

MODEL	ENGINE SIZE	ENGINE CODE	SPECIFICATION	FROM	TO	DENSO PRIMARY	GAP (mm)	IRIDIUM POWER	NICKEL TT	IRIDIUM TT (*INDICATES IRIIDIUM TOUGH)
TOYOTA (CONT)										
CORONA RT142	2.4L-I4	22R-E	EFI, SOHC, 8v	11/84	04/87	W16EXR-U	0.8	IW16	W16TT	IW16TT
CORONA MX13, MX23	2.6L-I6	4M	CARB, SOHC, 12v	11/74	12/77	W16EX-U	0.8	IW16	W16TT	IW16TT
CRESSIDA MX32, MX36	2.6L-I6	4M	CARB, SOHC, 12v	03/77	12/80	W16EX-U	0.8	IW16	W16TT	IW16TT
CRESSIDA MX62, MX73	2.8L-I6	5M-E	EFI, SOHC, 12v	02/81	10/85	W16EXR-U	0.8	IW16	W16TT	IW16TT
CRESSIDA MX73	2.8L-I6	5M-GE	MPFI, DOHC, 24v	11/85	12/88	W16EXR-U	0.8	IW16	W16TT	IW16TT
CRESSIDA MX83	3.0L-I6	7M-GE	MPFI, DOHC, 24v	10/88	01/93	IQ16TT	1.0	IQ16	-	IQ16TT
CRESTA	2.0L-I6	1G-FE	EFI, DOHC, 24v	88	92	K16R-U11	1.1	IK16	K16TT	IK16TT
	2.5L-I6	1JZ-GE	MPFI, DOHC, 24v, 149KW	09/96	06/01	IK16TT	1.0	IK16	-	IK16TT
	3.0L-I6	2JZ-GE	MPFI, DOHC, 24v, 164KW	09/96	06/01	IK16TT	1.0	IK16	-	IK16TT
CROWN RS56	2.0L-I4	5R	CARB, SOHC, 8v	03/66	12/66	W16EX-U	0.8	IW16	W16TT	IW16TT
CROWN GS120, GS130	2.0L-I6	1GE	EFI, SOHC, 12v	83	94	J16BR-U11	1.1	-	-	-
CROWN GS131	2.0L-I6	1G-FE	EFI, DOHC, 24v	88	91	K16R-U11	1.1	IK16	K16TT	IK16TT
CROWN MS55	2.3L-I6	2M	CARB, SOHC, 12v	02/67	12/71	W16EX-U	0.8	IW16	W16TT	IW16TT
CROWN MS83, MS85	2.6L-I6	4M	CARB, SOHC, 12v	04/75	12/80	W16EX-U	0.8	IW16	W16TT	IW16TT
CROWN MS112, MS123	2.8L-I6	5M-E	EFI, SOHC, 12v	10/80	11/85	W14EXR-U	0.8	IW16	W16TT	IW16TT
CROWN MS123	2.8L-I6	5M-GE	MPFI, DOHC, 24v	12/85	05/88	W16EXR-U	0.8	IW16	W16TT	IW16TT
CROWN MS125	3.0L-I6	6M-GEU	EFI, DOHC, 24v	84	87	IW16TT	1.0	IW16	-	IW16TT
CROWN MS135, MS137	3.0L-I6	7M-GE	EFI, DOHC, 24v	87	91	IQ16TT	1.0	IQ16	-	IQ16TT
CROWN JZS147	3.0L-I6	2JZ-GE	EFI, DOHC, 24v	92	96	IK16TT	1.0	IK16	-	IK16TT
CROWN UZS131	4.0L-V8	1UZ-FE	EFI, DOHC, 32v	89	91	IK20TT	1.0	IK20	-	IK20TT
CROWN UZS171	4.0L-V8	1UZ-FE	EFI, DOHC, 32v	99	04	IK20TT	1.0	IK20	-	IK20TT
DYNA YY50	1.6L-I4	1Y	CARB, OHV, 8v	85	87	W16EX-U	0.8	IW16	W16TT	IW16TT
DYNA 100 YH81, YY100	1.8L-I4	2Y	CARB, OHV, 8v	11/85	08/01	W16EX-U	0.8	IW16	W16TT	IW16TT
DYNA RU10, RU12, RU15	2.0L-I4	5R	CARB, OHV, 8v	69	84	W16EX-U	0.8	IW16	W16TT	IW16TT
DYNA 200 RU20, YU60	2.0L-I4	5R/3Y	CARB, OHV, 8v	01/84	10/86	W16EX-U	0.8	IW16	W16TT	IW16TT
DYNA 200 YU62	2.2L-I4	4Y	CARB, OHV, 8v	11/86	07/91	W16EX-U	0.8	IW16	W16TT	IW16TT
ECHO	1.3L-I4	2NZ-FE	MPFI, V-DOHC, 16v	10/99	10/05	K16R-U11	1.1	IK16	K16TT	IK16TT
	1.5L-I4	1NZ-FE	MPFI, V-DOHC, 16v	10/99	10/05	K16R-U	0.8	IK16	K16TT	IK16TT

MODEL	ENGINE SIZE	ENGINE CODE	SPECIFICATION	FROM	TO	DENSO PRIMARY	GAP (mm)	IRIDIUM POWER	NICKEL TT	IRIDIUM TT (*INDICATES IRIIDIUM TOUGH)
TOYOTA (CONT)										
ESTIMA	2.4L-I4	2TZ-FE	EFI, DOHC, 16v, 100KW	05/90	12/99	IK16TT	1.0	IK16	-	IK16TT
	2.4L-I4	2TZ-FZE	MPFI, DOHC, Supercharged, 16v, 119KW	08/94	12/99	IK20TT	1.0	IK20	-	IK20TT
	2.4L-I4	2AZ-FE	MPFI, DOHC VVT, 16v, 119KW	00	01/06	K20R-U11	1.1	IK20	K20TT	IK20TT
	3.0L-V6	1MZ-FE	MPFI, DOHC VVT, 24v, 164KW	01/00	12/05	IK20TT	1.0	IK20	-	IK20TT
	3.5L-V6	2GR-FE	MPFI, DOHC VVT, 24v, 208KW	01/06	ON	IKH20TT	1.0	-	-	IKH20TT
FJ CRUISER	4.0L-V6	1GR-FE	MPFI, V-DOHC, 24v	11/10	ON	IKH20TT	1.0	IKH20	-	IKH20TT
HIACE RH11, RH16, RH20, RH30	1.6L-I4	12R	CARB, OHV, 8v	01/70	12/85	W16EX-U	0.8	IW16	W16TT	IW16TT
HIACE YH80	1.6L-I4	1Y	CARB, OHV, 8v	84	88	W16EX-U	0.8	IW16	W16TT	IW16TT
HIACE YH50	1.8L-I4	2Y	CARB, OHV, 8v	01/83	12/83	W16EX-U	0.8	IW16	W16TT	IW16TT
HIACE YH81	1.8L-I4	2Y	CARB, OHV, 8v	87	95	W16EX-U	0.8	IW16	W16TT	IW16TT
HIACE YH51, YH61, YH62, YH71	2.0L-I4	3Y	CARB, OHV, 8v	05/77	89	W16EX-U	0.8	IW16	W16TT	IW16TT
HIACE RH32, RH42	2.0L-I4	18R-C	CARB, OHV, 8v	05/77	09/86	W16EX-U	0.8	IW16	W16TT	IW16TT
HIACE YH57	2.0L-I4	3Y-U	CARB, OHV, 8v	84	89	IW16TT	1.0	IW16	-	IW16TT
HIACE YH53, YH63, YH73	2.2L-I4	4Y	CARB, OHV, 8v	10/86	09/89	W16EX-U	0.8	IW16	W16TT	IW16TT
HIACE RZH103, RZH113, RZH125	2.4L-I4	2RZ	CARB, OHV, 8v	10/89	09/98	W16EX-U	0.8	IW16	W16TT	IW16TT
HIACE RCH12, RCH22, RZH103, RZH113, RZH125	2.4L-I4	2RZ-E	MPFI, SOHC, 8v	10/95	02/05	IW16TT	1.0	IW16	-	IW16TT
HIACE RCH41, RCH47	2.7L-I4	3RZ-FE	EFI, DOHC, 16v, 108KW	04/97	07/99	IK16TT	1.0	IK16	-	IK16TT
HIACE TRH201, TRH221, TRH223	2.7L-I4	2TR-FE	MPFI, V-DOHC, 16v	03/05	ON	IKH20TT	1.0	IKH20	-	IKH20TT
HIGHLANDER MCU28	3.3L-V6	3MZ-FE	MPFI, DOHC, 24v	08/03	05/07	IK20TT	1.0	IK20	-	IK20TT
HILUX RN20, RN40	1.6L-I4	12R	CARB, OHV, 8v	01/70	09/87	W16EX-U	0.8	IW16	W16TT	IW16TT
HILUX YN55	1.6L-I4	1Y-C	CARB, OHV, 8v	01/70	09/87	W16EX-U	0.8	IW16	W16TT	IW16TT
HILUX YN51, YN56, YN85	1.8L-I4	2Y	CARB, OHV, 8v	83	11/97	W16EX-U	0.8	IW16	W16TT	IW16TT
HILUX RN41, RN46	2.0L-I4	18R	CARB, SOHC, 8v	01/78	10/83	W16EX-U	0.8	IW16	W16TT	IW16TT
HILUX YN57, YN65	2.0L-I4	3Y	CARB, OHV, 8v	11/83	09/87	W16EX-U	0.8	IW16	W16TT	IW16TT
HILUX RZN147	2.0L-I4	1RZ-E	EFI, SOHC, 8v	11/97	10/02	W16EXR-U	0.8	IW16	W16TT	IW16TT
HILUX YN58, YN67, YN106	2.2L-I4	4Y	CARB, OHV, 8v	11/85	92	W16EX-U	0.8	IW16	W16TT	IW16TT
HILUX RN85, 90, 105, 106, 110	2.4L-I4	22R	CARB, OHV, 8v	10/88	12/97	W16EXR-U	0.8	IW16	W16TT	IW16TT
HILUX RZN149, 154, 169, 174	2.7L-I4	3RZ-FE	MPFI, DOHC, 16v	11/97	04/05	K16R-U	0.8	IK16	K16TT	IK16TT

MODEL	ENGINE SIZE	ENGINE CODE	SPECIFICATION	FROM	TO	DENSO PRIMARY	GAP (mm)	IRIDIUM POWER	NICKEL TT	IRIDIUM TT (*INDICATES IRIIDIUM TOUGH)
TOYOTA (CONT)										
HILUX TGN16, TGN121	2.7L-I4	2TR-FE	MPFI, V-DOHC, 16v	03/05	ON	IKH20TT	1.0	IKH20	-	IKH20TT
HILUX VZN167, 172	3.4L-V6	5VZ-FE	MPFI, DOHC, 24v	11/01	04/05	K16TR11	1.1	IK16	K16TT	IK16TT
HILUX GGN15, 25, 26, 120, 125	4.0L-V6	1GR-FE	MPFI, V-DOHC, 24v	03/05	ON	K20HR-U11	1.1	IKH20	KH20TT	IKH20TT
HILUX GGN25 TRD	4.0L-V6	1GR-FE	MPFI, DOHC, Supercharged, 24v	03/05	05/09	K20HR-U11	1.1	IKH20	KH20TT	IKH20TT
HILUX SURF YN80, 85	1.8L-I4	2Y	CARB, OHV, 8v	09/88	08/94	W16EX-U	0.8	IW16	W16TT	IW16TT
HILUX SURF YN60/V, 61V, 65	2.0L-I4	3Y-J	CARB, OHV, 8v	11/83	05/89	W16EX-U	0.8	IW16	W16TT	IW16TT
HILUX SURF YN61, 81, 86, 107, 130	2.0L-I4	3Y-E	EFI, DOHC, 8v	08/86	08/97	IW16TT	1.0	IW16	-	IW16TT
HILUX SURF Y100, 105, 107	2.0L-I4	3Y	CARB, OHV, 8v	09/88	09/97	W16EX-U	0.8	IW16	W16TT	IW16TT
HILUX SURF RZN147, 167	2.0L-I4	1RZ-FE	EFI, SOHC, 8v	09/97	10/02	W16EXR-U	0.8	IW16	W16TT	IW16TT
HILUX SURF VZN180, 185	2.7L-I4	3RZ-FE	MPFI, DOHC, 16v	12/95	11/02	K16R-U	0.8	IK16	K16TT	IK16TT
HILUX SURF VZN180, 185	2.7L-I4	3RZ-FE	MPFI, DOHC, 16v	11/02	08/04	K16R-U11	1.1	IK16	K16TT	IK16TT
HILUX SURF VZN130	3.0L-V6	3VZ-FE	EFI, DOHC, 24v	08/90	12/95	K16R-U	0.8	IK16	K16TT	IK16TT
HILUX SURF VZN180, 185	3.4L-V6	5VZ-FE	MPFI, DOHC, 24v	12/95	10/02	K16TR11	1.1	IK16	K16TT	IK16TT
KLUGER	3.3L-V6	3MZ-FE	MPFI, V-DOHC, 24v	11/03	07/07	IK20TT	1.0	IK20	-	IK20TT
	3.5L-V6	2GR-FE	MPFI, V-DOHC, 24v	08/07	ON	IKH20TT	1.0	-	-	IKH20TT
LANDCRUISER FJ40, 45, 55	3.9L-I6	F	CARB, OHV, 12v	01/65	11/80	W16EX-U	0.8	IW16	W16TT	IW16TT
LANDCRUISER FJ62, 70, 73, 75, 80	4.0L-I6	3F	CARB, OHV, 12v	03/84	10/92	W14EXR-U	0.8	IW16	W16TT	IW16TT
LANDCRUISER FJ80	4.0L-I6	3F-E	EFI, OHV, 12v	05/90	10/92	W16EXR-U11	1.1	IW16	W16TT	IW16TT
LANDCRUISER GRJ200	4.0L-V6	1GR-FE	MPFI, DOHC VVT, 24v, 202KW	09/07	ON	K20HR-U11	1.1	IKH20	KH20TT	IKH20TT
LANDCRUISER FJ40, 45, 60	4.2L-I6	2F	CARB, OHV, 12v	01/74	12/84	W14EXR-U	0.8	IW16	W16TT	IW16TT
LANDCRUISER FZJ75, FZJ80	4.5L-I6	1FZ-FE	EFI, DOHC, 24v	11/92	11/99	K16R-U	0.8	IK16	K16TT	IK16TT
LANDCRUISER FZJ78, FZJ79, FZJ105	4.5L-I6	1FZ-FE	MPFI, DOHC, 24v	03/98	02/07	K16TR11	1.1	IK16	K16TT	IK16TT
LANDCRUISER URJ202	4.6L-V8	1UR-FE	MPFI, V-DOHC, 32v	03/12	ON	IKH20TT	1.0	IKH20	-	IKH20TT
LANDCRUISER UZJ100, UZJ200	4.7L-V8	2UZ-FE	MPFI, V-DOHC, 32v	03/98	02/12	IK20TT	1.0	IK20	-	IK20TT
LANDCRUISER PRADO 95	2.7L-I4	3RZ-FE	MPFI, DOHC, 16v	07/96	05/02	K16R-U	0.8	IK16	K16TT	IK16TT
LANDCRUISER PRADO 120	2.7L-I4	3RZ-FE	MPFI, DOHC, 16v	03/03	08/04	K16R-U11	1.1	IK16	K16TT	IK16TT
LANDCRUISER PRADO 95	3.4L-V6	5VZ-FE	MPFI, DOHC, 24v	07/96	02/03	K16TR11	1.1	IK16	K16TT	IK16TT
LANDCRUISER PRADO 120, 150	4.0L-V6	1GR-FE	MPFI, V-DOHC, 24v	03/03	06/13	K20HR-U11	1.1	IKH20	KH20TT	IKH20TT

MODEL	ENGINE SIZE	ENGINE CODE	SPECIFICATION	FROM	TO	DENSO PRIMARY	GAP (mm)	IRIDIUM POWER	NICKEL TT	IRIDIUM TT (*INDICATES IRIIDIUM TOUGH)
TOYOTA (CONT)										
LANDCRUISER PRADO 150	4.0L-V6	1GR-FE	MPFI, DOHC VVT, 24v, 202 - 207KW	06/13	ON	IKH16TT	1.0	IKH16	-	IKH16TT
LEXCEN VN	3.8L-V6	LN3	MPFI, OHV, 12v	09/89	11/91	T16EPR-U15	1.5	IT16	T16TT	IT16TT
LEXCEN VP, VR, VS	3.8L-V6	L36	MPFI, OHV, 12v	11/91	04/97	T20EPR-U15	1.5	IT20	T20TT	IT20TT
LITEACE KM20	1.3L-I4	4K	CARB, OHV, 8v	02/80	12/85	W16EX-U	0.8	IW16	W16TT	IW16TT
LITEACE KM36	1.5L-I4	5K	CARB, OHV, 8v	01/86	03/92	W16EX-U	0.8	IW16	W16TT	IW16TT
LITEACE YM21	1.8L-I4	2Y	CARB, OHV, 8v	01/84	12/85	W16EXR-U	0.8	IW16	W16TT	IW16TT
LITEACE YM60	1.8L-I4	2Y	CARB, OHV, 8v	86	97	W16EX-U	0.8	IW16	W16TT	IW16TT
LITEACE YM30, YM35, YM65	1.8L-I4	2Y	CARB, OHV, 8v	01/86	96	IW16TT	1.0	IW16	-	IW16TT
LITEACE YR21, YR30, YM40, YM41	2.0L-I4	3Y	OHV, 8v	03/86	09/96	IW16TT	1.0	IW16	-	IW16TT
LITEACE SR40	2.0L-I4	3S-FE	EFI, DOHC, 16v	96	00	K20TR11	1.1	IK20	K20TT	IK20TT
MARK II JZX100	2.5L-I6	1JZ-GE	MPFI, DOHC, 24v, 149KW	09/96	09/00	IK16TT	1.0	IK16	-	IK16TT
MARK II JZX110	2.5L-I6	1JZ-FSE	EFI, DOHC, 24v, 149KW	10/00	11/04	VKB20	1.1	-	-	VKB20*
MARK II JZX100, 110	2.5L-I6	1JZ-GTE	MPFI, DOHC VVT, Turbo, 24v, 208KW	09/96	11/04	IK20TT	1.0	IK20	-	IK20TT
MARK II JZX101	3.0L-I6	2JZ-GE	MPFI, DOHC, 24v, 164KW	09/96	09/00	IK16TT	1.0	IK16	-	IK16TT
MR2 AW11	1.6L-I4	4A-GE	EFI, DOHC, 16v	10/87	02/90	IQ16TT	1.0	IQ16	-	IQ16TT
	1.6L-I4	4A-GZE	EFI, DOHC, Supercharged, 16v, 108KW	08/86	09/89	IQ20TT	1.0	IQ20	-	IQ20TT
MR2 SW20	2.0L-I4	3S-GE	EFI, DOHC, 16v	10/89	12/97	IK20TT	1.0	IK20	-	IK20TT
	2.0L-I4	3S-GE	EFI, DOHC, 16v	01/97	12/99	K20R-U	0.8	IK20	K20TT	IK20TT
	2.0L-I4	3S-GTE	EFI, DOHC, Turbo, 16v	10/89	10/99	IK20TT	1.0	IK20	-	IK20TT
MR2 SPYDER	1.8L-I4	1ZZ-FE	MPFI, V-DOHC, 16v	10/00	03/06	K16R-U11	1.1	IK16	K16TT	IK16TT
PASEO EL44R	1.5L-I4	5E-FE	MPFI, DOHC, 16v	07/91	01/96	K16R-U11	1.1	IK16	K16TT	IK16TT
PASEO EL54R	1.5L-I4	5E-FE	MPFI, DOHC, 16v	12/95	12/99	K16TR11	1.1	IK16	K16TT	IK16TT
PREVIA TCR10, 11	2.4L-I4	2TZ-FE	EFI, DOHC, 16v	90	00	IK16TT	1.0	IK16	-	IK16TT
PREVIA ACR30	2.4L-I4	2AZ-FE	EFI, DOHC, 16v	00	07	K20R-U11	1.1	IK20	K20TT	IK20TT
PRIUS HYBRID	1.5L-I4	1NZ-FXE	MPFI, V-DOHC, 16v	10/01	06/09	IK16TT	1.0	IK16	-	IK16TT
	1.8L-I4	2ZR-FXE	MPFI, V-DOHC, 16v	07/09	ON	IXEH22TT	1.0	-	-	IXEH22TT
PRIUS-C HYBRID	1.5L-I4	1NZ-FXE	MPFI, V-DOHC, 16v	03/12	ON	IK16TT	1.0	-	-	IK16TT
RAV4 SXA10, 11	2.0L-I4	3S-FE	EFI, DOHC, 16v	07/94	09/97	K20R-U11	1.1	IK20	K20TT	IK20TT

MODEL	ENGINE SIZE	ENGINE CODE	SPECIFICATION	FROM	TO	DENSO PRIMARY	GAP (mm)	IRIDIUM POWER	NICKEL TT	IRIDIUM TT (*INDICATES IRIIDIUM TOUGH)
TOYOTA (CONT)										
RAV4 SXA10, 11	2.0L-I4	3S-FE	EFI, DOHC, 16v	09/97	09/00	K20TR11	1.1	IK20	K20TT	IK20TT
RAV4 ACA20, 21	2.0L-I4	1AZ-FE	MPFI, V-DOHC, 16v	07/00	09/03	IK20TT	1.0	IK20	-	IK20TT
RAV4 ZSA42, 44	2.0L-I4	1ZR-FAE	MPFI, DOHC VVT, 16v, 107KW	00/12	ON	IXEH22TT	1.0	-	-	IXEH22TT
RAV4 ACA22, 23, 33, 38	2.4L-I4	2AZ-FE	MPFI, V-DOHC, 16v	10/03	00/12	IK20TT	1.0	IK20	-	IK20TT
RAV4 ASA42, 44	2.5L-I4	2AR-FE	MPFI, V-DOHC, 16v	00/12	ON	IKH16TT	1.0	IKH16	-	IKH16TT
RAV4 GSA33	3.5L-V6	2GR-FE	MPFI, V-DOHC, 24v	10/07	00/12	IKH20TT	1.0	-	-	IKH20TT
RUKUS	2.4L-I4	2AZ-FE	MPFI, V-DOHC, 16v	05/10	ON	IK20TT	1.0	IK20	-	IK20TT
SERA	1.5L-I4	5E-FHE	EFI, DOHC, 16v	90	95	K20R-U11	1.1	IK20	K20TT	IK20TT
SOARER GZ20	2.0L-I6	1G-GTEU	EFI, DOHC, Turbo, 24v	86	90	IQ20TT	1.0	IQ20	-	IQ20TT
SOARER JZZ30	2.5L-I6	1JZ-GTE	EFI, DOHC, 24v, Turbo	05/91	04/01	IK20TT	1.0	IK20	-	IK20TT
SOARER MZ11	2.8L-I6	5M-GE	EFI, DOHC, 12v	81	85	W16EXR-U11	1.1	IW16	W16TT	IW16TT
SOARER MZ20	3.0L-I6	7M-GE	EFI, DOHC, 24v	86	90	IQ16TT	1.0	IQ16	-	IQ16TT
SOARER JZZ30, 31	3.0L-I6	2JZ-GE	EFI, DOHC, 24v	01/94	08/97	IK16TT	1.0	IK16	-	IK16TT
	3.0L-I6	2JZ-GE	EFI, DOHC, 24v	08/97	04/01	IK20TT	1.0	IK20	-	IK20TT
SOARER UZZ31, 32	4.0L-V8	1UZ-FE	MPFI, DOHC, 32v, 193KW	09/94	09/97	IK20TT	1.0	IK20	-	IK20TT
SPACIA	2.0L-I4	3S-FE	MPFI, V-DOHC, 16v	01/98	08/02	K20TR11	1.1	IK20	K20TT	IK20TT
	2.2L-I4	4Y-EC	EFI, OHV, 8v	10/93	01/98	IW16TT	1.0	IW16	-	IW16TT
STARLET EP82, EP91 TURBO	1.3L-I4	4E-FTE	MPFI, DOHC, Turbo, 16v	01/89	07/99	IK20TT	1.0	IK20	-	IK20TT
STARLET EP82	1.3L-I4	4E-F	CARB, DOHC, 16v, 61KW	12/89	12/91	K16R-U11	1.1	IK16	K16TT	IK16TT
	1.3L-I4	4E-FE	MPFI, DOHC, 16v, 74KW	12/89	11/95	K16R-U11	1.1	IK16	K16TT	IK16TT
STARLET EP91	1.3L-I4	4E-FE	MPFI, DOHC, 16v	04/96	10/99	K16R-U	0.8	IK16	K16TT	IK16TT
STOUT	2.0L-I4	5R	CARB, OHV, 8v	01/70	12/83	W16EX-U	0.8	IW16	W16TT	IW16TT
SUPRA GA70 TWIN TURBO	2.0L-I6	1G-GTEU	EFI, DOHC, Twin Turbo, 24v, 138 - 157KW	02/86	05/93	IQ20TT	1.0	IQ20	-	IQ20TT
SUPRA GA70	2.0L-I6	1G-GEU	EFI, DOHC, 24v, 104KW	08/88	01/93	IQ20TT	1.0	IQ20	-	IQ20TT
SUPRA JZA70 TWIN TURBO	2.5L-I6	1JZ-GTE	MPFI, DOHC, Twin Turbo, 24v, 208KW	08/90	04/93	IK20TT	1.0	IK20	-	IK20TT
SUPRA MA61	2.8L-I6	5M-E	EFI, SOHC, 12v	10/83	03/86	W20EXR-U	0.8	IW20	W20TT	IW20TT
SUPRA MA70, 71 TURBO	3.0L-I6	7M-GTE	EFI, DOHC, Turbo, 24v	02/86	04/93	IQ20TT	1.0	IQ20	-	IQ20TT
SUPRA MA70	3.0L-I6	7M-GE	EFI, DOHC, 24v	03/86	09/90	IQ16TT	1.0	IQ16	-	IQ16TT

MODEL	ENGINE SIZE	ENGINE CODE	SPECIFICATION	FROM	TO	DENSO PRIMARY	GAP (mm)	IRIDIUM POWER	NICKEL TT	IRIDIUM TT (*INDICATES IRIIDIUM TOUGH)
TOYOTA (CONT)										
SUPRA JZA80	3.0L-16	2JZ-GTE	MPFI, DOHC, Twin Turbo, 24v, 208KW	05/93	07/97	IK20TT	1.0	IK20	-	IK20TT
SUPRA JZA80	3.0L-16	2JZ-GE	EFI, DOHC, 24v	05/93	07/02	IK20TT	1.0	IK20	-	IK20TT
T-18 TE72	1.8L-14	3T	CARB, OHV, 8v	10/79	07/83	W16EXR-U	0.8	IW16	W16TT	IW16TT
TARAGO YR20	1.8L-14	2Y-C	CARB, OHV, 8v	02/83	12/83	W16EX-U	0.8	IW16	W16TT	IW16TT
TARAGO YR21	2.0L-14	3Y-C	CARB, OHV, 8v	03/84	10/90	W16EX-U	0.8	IW16	W16TT	IW16TT
TARAGO YR22	2.2L-14	4Y-E	EFI, OHV, 8v	10/85	12/90	IW16TT	1.0	IW16	-	IW16TT
TARAGO TCR10, 11, 20, 21	2.4L-14	2TZ-FE	MPFI, DOHC, 16v	09/90	08/00	IK16TT	1.0	IK16	-	IK16TT
TARAGO ACR30	2.4L-14	2AZ-FE	MPFI, V-DOHC, 16v	06/00	03/03	K20R-U11	1.1	IK20	K20TT	IK20TT
TARAGO ACR30, 50	2.4L-14	2AZ-FE	MPFI, V-DOHC, 16v	04/03	ON	IK20TT	1.0	IK20	-	IK20TT
TARAGO GSR50	3.5L-V6	2GR-FE	MPFI, V-DOHC, 24v	02/07	ON	IKH20TT	1.0	-	-	IKH20TT
TERCEL AL25	1.5L-14	3A-C	CARB, SOHC, 8v	10/83	12/88	W16EX-U	0.8	IW16	W16TT	IW16TT
TOWNACE KM50	1.3L-14	4K	CARB, OHV, 8v	86	90	W16EX-U	0.8	IW16	W16TT	IW16TT
TOWNACE KM51	1.5L-14	5K	CARB, OHV, 8v	87	98	W16EXR-U	0.8	IW16	W16TT	IW16TT
TOWNACE YR20	1.8L-14	2YU	CARB, OHV, 8v, 59KW	11/82	01/92	IW16TT	1.0	IW16	-	IW16TT
TOWNACE YM55, 60	1.8L-14	2Y	CARB, OHV, 8v	86	97	W16EX-U	0.8	IW16	W16TT	IW16TT
TOWNACE KR42	1.8L-14	7K	CARB, OHV, 8v	02/97	12/98	W16EXR-U	0.8	IW16	W16TT	IW16TT
TOWNACE KR42	1.8L-14	7K-E	MPFI, OHV, 8v	12/98	02/05	W16EXR-U11	1.1	IW16	W16TT	IW16TT
TOWNACE YR21, 30	2.0L-14	3Y-E	EFI, OHV, 8v, 72KW	05/83	09/96	IW16TT	1.0	IW16	-	IW16TT
TOWNACE YR39	2.0L-14	3Y-C	CARB, OHV, 8v	04/92	01/97	W16EXR-U11	1.1	IW16	W16TT	IW16TT
TOWNACE SR40	2.0L-14	3S-FE	EFI, DOHC, 16v	96	00	K20TR11	1.1	IK20	K20TT	IK20TT
TOYOACE RY31	2.0L-14	5R	CARB, OHV, 8v	80	85	W16EX-U	0.8	IW16	W16TT	IW16TT
TOYOACE YY61	2.0L-14	3Y	CARB, OHV, 8v	84	95	W16EX-U	0.8	IW16	W16TT	IW16TT
VIENTA VCV10	3.0L-V6	3VZ-FE	MPFI, DOHC, 24v	10/95	08/97	Q20R-U11	1.1	IQ20	Q20TT	IQ20TT
VIENTA MCV20	3.0L-V6	1MZ-FE	MPFI, DOHC, 24v	08/97	10/00	IK20TT	1.0	IK20	-	IK20TT
VISTA SV21	2.0L-14	3S-FE	EFI, DOHC, 16v, 88KW	86	90	Q16R-U11	1.1	IQ16	Q16TT	IQ16TT
YARIS NCP90, 130	1.3L-14	2NZ-FE	MPFI, V-DOHC, 16v	11/05	ON	K16R-U11	1.1	IK16	K16TT	IK16TT
YARIS NCP91, 93, 131	1.5L-14	1NZ-FE	MPFI, V-DOHC, 16v	11/05	ON	K16R-U	0.8	IK16	K16TT	IK16TT

MODEL	ENGINE SIZE	ENGINE CODE	SPECIFICATION	FROM	TO	DENSO PRIMARY	GAP (mm)	IRIDIUM POWER	NICKEL TT	IRIDIUM TT (*INDICATES IRIIDIUM TOUGH)
TRIUMPH										
1300	1.3L-I4	1.3	CARB, OHV, 8v	65	70	W16EP-U	0.8	IW16	W16TT	IW16TT
1500	1.5L-I4	1.5	CARB, OHV, 8v	70	76	W16EP-U	0.8	IW16	W16TT	IW16TT
2.5 PI	2.5L-I6	CR/MG	EFI, OHV, 12v, 93KW	05/69	02/70	W20EP-U	0.8	IW20	W20TT	IW20TT
2000	2.0L-I6	MB/ME	CARB, OHV, 12v	65	79	W20EP-U	0.8	IW20	W20TT	IW20TT
2500	2.5L-I6	MM	CARB, OHV, 12v	03/73	06/78	W20EP-U	0.8	IW20	W20TT	IW20TT
ACCLAIM	1.3L-I4	EN4	TWIN CARB, SOHC, 8v	81	84	W16EPR-U	0.8	IW16	W16TT	IW16TT
DOLOMITE	1.9L-I4	PE104S	TWIN CARB, SOHC, 8v, 67KW	09/75	06/78	W20EP-U	0.8	IW20	W20TT	IW20TT
DOLOMITE SPRINT	2.0L-I4	PE124/4V	TWIN CARB, SOHC, 16v, 94KW	73	80	T20EP-U	0.8	IT20	T20TT	IT20TT
GT6	2.0L-I6	KE	CARB, OHV, 12v	03/67	07/73	W20EP-U	0.8	IW20	W20TT	IW20TT
HERALD	1.1L-I4	1.1	CARB, OHV, 8v	61	71	W20FP-U	0.7	IWF20	WF20TT	-
SPIRIFIRE MKI, MKII	1.1L-I4	FC	CARB, OHV, 8v	04/63	12/67	W20FP-U	0.7	IWF20	WF20TT	-
SPIRIFIRE MKIII, MKIV	1.3L-I4	FD-FK	CARB, OHV, 8v	02/68	12/72	W20EP-U	0.8	IW20	W20TT	IW20TT
STAG	3.0L-V8	3.0	CARB, SOHC, 16v	07/72	06/78	W16EP-U	0.8	IW16	W16TT	IW16TT
TR3A	2.0L-I4	TS	CARB, OHV, 8v	01/60	12/61	W20FP-U	0.7	IWF20	WF20TT	-
TR4, 4A	2.1L-I4	CT	CARB, OHV, 8v	01/62	12/67	W20FP-U	0.7	IWF20	WF20TT	-
TR5, TR6	2.5L-I6	CP/CR	EFI, OHV, 12v	03/68	12/76	W20EP-U	0.8	IW20	W20TT	IW20TT
TR7	2.0L-I4	2000	TWIN CARB, SOHC, 8v, 77KW	06/78	06/81	W16EP-U	0.8	IW16	W16TT	IW16TT
VITESSE	1.6L-I6	1.6	CARB, OHV, 12v	62	66	W16EP-U	0.8	IW16	W16TT	IW16TT
	2.0L-I6	2.0	CARB, OHV, 12v, 78KW	66	71	W16EP-U	0.8	IW16	W16TT	IW16TT
TVR										
CERBERA	4.2L-V8	AJP8	MPFI, OHV, 16v, 268KW	98	02	K20TXR	1.0	IK20	K20TT	IK20TT
	4.5L-V8	AJP8	MPFI, OHV, 16v, 313KW	98	02	K20TXR	1.0	IK20	K20TT	IK20TT
CHIMAERA	4.0L-V8	37A	MPFI, SOHC, 16v, 205KW	93	98	W22ES-U	0.8	-	-	-
	4.5L-V8	37A	MPFI, SOHC, 16v, 214KW	98	98	W22ES-U	0.8	-	-	-
GRIFFITH	4.7L-V8	289	CARB, OHV, 16v	63	67	W22ES-U	0.8	-	-	-
	5.0L-V8	37A	MPFI, SOHC, 16v, 255KW	94	03	W22ES-U	0.8	-	-	-
TUSCAN	4.0L-I6	AJP6	MPFI, DOHC, 24v	00	03	XU24EPR-U	0.9	IXU24	-	VXU24*
VALIANT (SEE CHRYSLER)										

MODEL	ENGINE SIZE	ENGINE CODE	SPECIFICATION	FROM	TO	DENSO PRIMARY	GAP (mm)	IRIDIUM POWER	NICKEL TT	IRIDIUM TT (*INDICATES IRIIDIUM TOUGH)
VAUXHALL										
CRESTA	2.3L-16	PAF	CARB, OHV, 12v	03/60	12/60	W20S-U	0.7	-	-	-
	2.7L-16	PBX	CARB, OHV, 12v	02/61	12/65	W20EP-U	0.8	IW20	W20TT	IW20TT
VELOX	2.3L-16	PAF	CARB, OHV, 12v	01/60	12/61	W20EP-U	0.8	IW20	W20TT	IW20TT
VELOX	2.7L-16	PBX	CARB, OHV, 12v	02/61	12/66	W20EP-U	0.8	IW20	W20TT	IW20TT
VICTOR	1.5L-14	1.5	CARB, OHV, 8v	01/60	01/64	W20EP-U	0.8	IW20	W20TT	IW20TT
	1.6L-14	1.6	CARB, OHV, 8v	02/64	12/66	T20P-U	0.9	ITF20	-	ITF20TT
VIVA	1.1L-14	1.1	CARB, OHV, 8v	04/64	05/67	W20EP-U	0.8	IW20	W20TT	IW20TT
VX4/90	1.5L-14	1.5	CARB, OHV, 8v	04/62	12/64	W20EP-U	0.8	IW20	W20TT	IW20TT
VOLKSWAGEN										
AMAROK	2.0L-14	CFPA	MPFI, DOHC, Turbo, 16v, 118KW	02/12	01/15	IK22	0.8	IK22	-	VK22*
BEETLE	1.2L-F4	1200	CARB, OHV, 8v	01/60	02/67	W16FS-U	0.7	-	-	-
	1.3L-F4	1300	CARB, OHV, 8v	04/66	06/75	W16FS-U	0.7	-	-	-
	1.5L-F4	1500	CARB, OHV, 8v	01/63	01/71	W16FS-U	0.7	-	-	-
	1.6L-F4	1600	OHV, 8v	04/66	12/76	W16FS-U	0.7	-	-	-
BEETLE 9C	1.6L-14	AYD/BFS	MPFI, SOHC, 8v	01/02	ON	K20PBR-S10	1.0	IK20	K20TT	IK20TT
	1.8L-14	AWU	MPFI, DOHC, Turbo, 20v	09/01	09/05	IK20TT	1.0	-	-	IK20TT
	2.0L-14	AQY	MPFI, SOHC, 8v	01/00	11/03	K20PBR-S10	1.0	IK20	K20TT	IK20TT
	2.0L-14	BER/AZJ	MPFI, SOHC, 8v	01/02	09/0N	VKA16	1.1	-	-	VKA16*
BEETLE CABRIOLET 1Y	2.0L-14	AZJ	MPFI, SOHC, 8v, 85KW	06/03	10/11	VKA16	1.1	-	-	VKA16*
BEETLE 1L	1.4L-14	CTHD	Direct Inj, DOHC, I/C Turbo Supercharged, 16v, 118KW	02/13	ON	DEALER SALES	-	-	-	-
BORA	2.0L-14	APK	MPFI, SOHC, 8v	12/99	09/05	K20PBR-S10	1.0	IK20	K20TT	IK20TT
	2.0L-14	AZJ	EFI, SOHC, 8v	03	04	VKA16	1.1	-	-	VKA16*
	2.3L-V5	AGZ	MPFI, SOHC, 10v, 110KW	12/99	05/01	K20TXR	1.0	IK20	K20TT	IK20TT
	2.3L-V5	AQN	MPFI, DOHC, 20v, 125KW	06/01	06/07	VKA16	1.1	-	-	VKA16*
	2.8L-V6	AUE/BDE	MPFI, V-DOHC, 24v	10/01	02/05	VKA16	1.1	-	-	VKA16*
CADDY	1.2L-14	CBZA/CBZB	Direct Inj, SOHC, Turbo, 8v	12/10	ON	DEALER SALES	-	-	-	-
	1.6L-14	BGU/BSE	MPFI, SOHC, 8v, 75KW	04	11/10	K20PBR-S10	1.0	IK20	K20TT	IK20TT
CARAVELLE T3	1.9L-F4	DG	CARB, OHV, 8v (Water Cooled)	01/84	12/86	W20ES-U	0.8	-	-	-

MODEL	ENGINE SIZE	ENGINE CODE	SPECIFICATION	FROM	TO	DENSO PRIMARY	GAP (mm)	IRIDIUM POWER	NICKEL TT	IRIDIUM TT (*INDICATES IRIIDIUM TOUGH)
VOLKSWAGEN (CONT)										
CARAVELLE T3	2.0L-F4	CV	CARB, OHV, 8v (Air Cooled)	08/82	12/82	W20ES-U	0.8	-	-	-
	2.1L-F4	MV	MPFI, OHV, 8v (Water Cooled)	11/86	12/92	W20ES-U	0.8	-	-	-
CARAVELLE T4	2.5L-I5	AAF/ACU/AET	MPFI, SOHC, 10v	01/93	03/03	W20EPBR-S	0.85	IW20	W20TT	IW20TT
CARAVELLE T5	2.8L-V6	AMV	MPFI, V-DOHC, 24v	03/03	06/05	VKA16	1.1	-	-	VKA16*
CC	3.6L-V6	BWS	MPFI, DOHC VVT, 24v, 220KW	07/12	ON	DEALER SALES	-	-	-	-
E05	2.0L-I4	BWA/CCZ/CAWB	Direct Inj, DOHC, Turbo, 16v, 147KW	03/07	ON	IK22	0.8	IK22	-	VK22*
GOLF Mk1	1.5L-I4	JB	CARB, SOHC, 8v, 51KW	77	84	W16EP-U	0.8	IW16	W16TT	IW16TT
	1.6L-I4	EG/FA/FT	CARB, SOHC, 8v	03/76	12/80	W20EP-U	0.8	IW20	W20TT	IW20TT
GOLF Mk2	1.8L-I4	EV	EFI, SOHC, 8v, 82KW	84	87	W20EPBR-S	0.85	IW20	W20TT	IW20TT
	1.8L-I4	JH/RV	MPFI, SOHC, 8v	09/90	07/94	W20EPB	0.85	IW20	W20TT	IW20TT
	1.8L-I4	KR	EFI, SOHC, 8v, 102KW	87	89	IK22	0.8	IK22	-	VK22*
GOLF Mk2 GTI & GLI	1.8L-I4	DX	EFI, SOHC, 8v	82	88	W20EPBR-S	0.85	IW20	W20TT	IW20TT
GOLF Mk3	1.8L-I4	ADZ	MPFI, SOHC, 8v	10/95	09/98	W20EPBR-S	0.85	IW20	W20TT	IW20TT
	2.0L-I4	ADY/AGG/2E	MPFI, SOHC, 8v	08/94	09/98	W20EPBR-S	0.85	IW20	W20TT	IW20TT
	2.8L-V6	AAA	MPFI, SOHC, 12v	03/94	10/98	K20TXR	1.0	IK20	K20TT	IK20TT
GOLF Mk4	1.6L-I4	AEH/AKL/AVU/BFQ	MPFI, SOHC, 8v, 74KW	10/98	07/04	K20PBR-S10	1.0	IK20	K20TT	IK20TT
	1.6L-I4	BCB	MPFI, SOHC, 8v, 75KW	03/02	05/03	IK20TT	1.0	IK20	-	IK20TT
	1.8L-I4	ADZ	MPFI, SOHC, 8v, 66KW	10/98	06/00	W20EPBR-S	0.85	IW20	W20TT	IW20TT
	1.8L-I4	AGN	MPFI, DOHC, 20v, 92KW	10/98	06/99	K20PBR-S10	1.0	IK20	K20TT	IK20TT
	1.8L-I4	AGU/AUM	MPFI, DOHC, Turbo, 20v	03/99	07/04	IK20TT	1.0	-	-	IK20TT
	2.0L-I4	APK	MPFI, SOHC, 8v	11/99	05/03	K20PBR-S10	1.0	IK20	K20TT	IK20TT
	2.0L-I4	AZJ	MPFI, SOHC, 8v	06/03	07/04	VKA16	1.1	-	-	VKA16*
	2.3L-V5	AQN	EFI, DOHC, 20v, 125KW	01	05	VKA16	1.1	-	-	VKA16*
	2.8L-V6	AUE/BDE	EFI, DOHC, 24v, 150KW	01	04	VKA16	1.1	-	-	VKA16*
GOLF Mk4 R32	3.2L-V6	BML	Direct Inj, DOHC, 24v, 177KW	03/04	07/04	DEALER SALES	-	-	-	-
GOLF Mk5	1.4L-I4	BLG	MPFI, DOHC, Supercharged Turbo, 16v	05/07	09/09	IK20TT	1.0	IK20	-	IK20TT
	1.6L-I4	BGU/BSE	MPFI, SOHC, 8v	08/04	02/09	K20PBR-S10	1.0	IK20	K20TT	IK20TT
	2.0L-I4	BLR/BLX/BVY	MPFI, DOHC, 16v	08/04	02/09	VKA16	1.1	-	-	VKA16*

MODEL	ENGINE SIZE	ENGINE CODE	SPECIFICATION	FROM	TO	DENSO PRIMARY	GAP (mm)	IRIDIUM POWER	NICKEL TT	IRIDIUM TT (*INDICATES IRIIDIUM TOUGH)
VOLKSWAGEN (CONT)										
GOLF Mk5	2.0L-14	BWA/BYD	Direct Inj, DOHC, Turbo, 16v, 147KW	05/05	09/09	IK22	0.8	IK22	-	VK22*
GOLF Mk5 GTI	2.0L-14	AXX	MPFI, DOHC, Turbo, 16v, 147KW	05/05	11/06	IK22	0.8	IK22	-	VK22*
GOLF Mk5 R32	3.2L-V6	BUB	MPFI, DOHC, 24v, 184KW	07/06	03/10	DEALER SALES	-	-	-	-
GOLF Mk6	1.2L-14	CBZB	MPFI, SOHC, Turbo, 8v	10/10	ON	DEALER SALES	-	-	-	-
	1.4L-14	CAXA	MPFI, DOHC, 16v	03/09	ON	IK20TT	1.0	IK20	-	IK20TT
GOLF Mk6 GTI	2.0L-14	CCZB	MPFI, V-DOHC, Turbo, 16v, 155KW	10/09	ON	IK22	0.8	IK22	-	VK22*
GOLF Mk6 GTI EDITION 35	2.0L-14	CDLG	Direct Inj, DOHC VVT, Turbo, 16v, 173KW	09/11	07/12	IK22	0.8	IK22	-	VK22*
GOLF Mk6 R	2.0L-14	CDLC	MPFI, V-DOHC, Turbo, 16v, 188KW	06/10	ON	IK22	0.8	IK22	-	VK22*
GOLF Mk6 TSI	1.4L-14	CAVD	Direct Inj, DOHC, I/C Turbo Supercharged, 16v, 118KW	03/09	08/12	DEALER SALES	-	-	-	-
	1.4L-14	CTHD	Direct Inj, DOHC, I/C Turbo Supercharged, 16v, 118KW	09/12	ON	DEALER SALES	-	-	-	-
GOLF Mk7 GTI	2.0L-14	CHHB/CHHA	Direct Inj, DOHC VVT, I/C Turbo, 16v, 162KW	10/13	ON	DEALER SALES	-	-	-	-
GOLF Mk7 R	2.0L-14	CJXB	Direct Inj, DOHC VVT, I/C Turbo, 16v, 206KW	04/14	ON	DEALER SALES	-	-	-	-
GOLF Mk7 TSI	1.4L-14	CHPA	Direct Inj, DOHC, I/C Turbo, 16v, 103KW	04/13	ON	DEALER SALES	-	-	-	-
	1.4L-14	CMBA	Direct Inj, DOHC, I/C Turbo, 16v, 90KW	04/13	06/15	DEALER SALES	-	-	-	-
	1.4L-14	CXSA	Direct Inj, DOHC, I/C Turbo, 16v, 90KW	04/13	06/15	DEALER SALES	-	-	-	-
JETTA Mk2	1.8L-14	GU	EFI, DOHC, 16v	86	97	W20EPBR-S	0.85	IW20	W20TT	IW20TT
	1.8L-14	RV	EFI, SOHC, 8v	87	92	W20EPB	0.85	IW20	W20TT	IW20TT
JETTA Mk5	2.0L-14	BLR	Direct Inj, DOHC VVT, 16v, 110KW	05	06	VKA16	1.1	-	-	VKA16*
JETTA Mk5 FSI	2.0L-14	BVY	MPFI, DOHC, 16v	02/06	01/09	VKA16	1.1	-	-	VKA16*
JETTA Mk5 FSI, TSI	2.0L-14	BWA/CAWB/CCZA	Direct Inj, DOHC, Turbo, 16v, 147KW	02/06	ON	IK22	0.8	IK22	-	VK22*
JETTA Mk5 TSI	1.4L-14	CAVD/CTHD	MPFI, DOHC, Supercharged Turbo, 16v	02/09	ON	DEALER SALES	-	-	-	-
KARMANN GHIA	1.2L-14	1.2	CARB, OHV, 8v	59	65	W20FS-U	0.7	IWF22	-	-
	1.3L-14	1.3	CARB, OHV, 8v	66	67	W20FS-U	0.7	IWF22	-	-
	1.5L-14	1.5	CARB, OHV, 8v	64	70	W20FS-U	0.7	IWF22	-	-
	1.6L-14	1.6	CARB, OHV, 8v	67	70	W20FS-U	0.7	IWF22	-	-
KOMBI	1.6L-F4		CARB, OHV, 8v	08/68	12/72	W16FS-U	0.7	-	-	-
	1.7L-F4		CARB, OHV, 8v	01/73	12/73	W16ES-U	0.8	-	-	-
	1.8L-F4		CARB, OHV, 8v	01/74	12/75	W16ES-U	0.8	-	-	-

MODEL	ENGINE SIZE	ENGINE CODE	SPECIFICATION	FROM	TO	DENSO PRIMARY	GAP (mm)	IRIDIUM POWER	NICKEL TT	IRIDIUM TT (*INDICATES IRIIDIUM TOUGH)
VOLKSWAGEN (CONT)										
KOMBIT 2	1.5L-I4	1.5	CARB, OHV, 8v	65	67	W16FS-U	0.7	-	-	-
	2.0L-I4	CJ	CARB, OHV, 8v, 51KW	76	80	W16ES-U	0.8	-	-	-
LUPO	1.4L-I4	AUA	EFI, DOHC, 16v, 55KW	01	02	K20PBR-S10	1.0	IK20	K20TT	IK20TT
MICROBUS	2.0L-I4	CV	CARB, OHV, 8v, 51KW	75	83	W20ES-U	0.8	-	-	-
MULTIVAN T5	3.2L-V6	BKK	MPFI, DOHC, 24v, 173KW	06/05	02/10	DEALER SALES	-	-	-	-
PASSAT	1.3L-I4	ZF	CARB, SOHC, 8v, 44KW	02/74	11/75	W20EP-U	0.8	IW20	W20TT	IW20TT
	1.5L-I4	ZC	CARB, SOHC, 8v, 55KW	02/74	10/75	W20EP-U	0.8	IW20	W20TT	IW20TT
	1.6L-I4	FS/YP	CARB, SOHC, 8v	11/75	12/81	W20EP-U	0.8	IW20	W20TT	IW20TT
	2.0L-I4	9A	EFI, DOHC, 16v	90	93	IK22	0.8	IK22	-	VK22*
PASSAT 3A	2.0L-I4	2E/AGG	MPFI, SOHC, 8v	94	02/97	W20EPBR-S	0.85	IW20	W20TT	IW20TT
PASSAT 3A VR6	2.0L-I4	ADY	MPFI, SOHC, 8v	08/95	02/97	W20EPBR-S	0.85	IW20	W20TT	IW20TT
	2.8L-V6	AAA	MPFI, SOHC, 12v	08/95	02/97	K20TXR	1.0	IK20	K20TT	IK20TT
PASSAT 3B	1.8L-I4	AEB/APU/AWT	MPFI, DOHC, Turbo, 20v	03/98	10/02	IK20TT	1.0	-	-	IK20TT
	1.8L-I4	APT/ADR	MPFI, DOHC, 20v, 92KW	03/98	06/00	K20PBR-S10	1.0	IK20	K20TT	IK20TT
	2.3L-V5	AZX	MPFI, V-DOHC, 20v	11/02	11/05	VKA16	1.1	-	-	VKA16*
	2.8L-V6	ACK/AMX/APR	MPFI, V-DOHC, 30v	03/98	02/06	K20TXR	1.0	IK20	K20TT	IK20TT
	2.8L-V6	BBG	MPFI, DOHC, 30v, 142KW	05/01	02/06	K20TXR	1.0	IK20	K20TT	IK20TT
	4.0L-W8	BDN	MPFI, V-DOHC, 32v	05/03	07/04	K20TXR	1.0	IK20	K20TT	IK20TT
PASSAT 3C	1.8L-I4	CDA	Direct Inj, DOHC, Turbo, 16v, 118KW	02/10	ON	IK22	0.8	IK22	-	VK22*
	2.0L-I4	BWA/CAWB	Direct Inj, DOHC, Turbo, 16v, 147KW	03/06	01/10	IK22	0.8	IK22	-	VK22*
	3.2L-V6	AXZ	Direct Inj, DOHC, 24v, 184KW	03/06	03/11	DEALER SALES	-	-	-	-
	3.6L-V6	BWS	MPFI, DOHC VVT, 24v, 220KW	02/09	06/12	DEALER SALES	-	-	-	-
POLO 6C	1.2L-I4	CJZC/CJZD	Direct Inj, DOHC VVT, I/C Turbo, 16v	09/14	ON	DEALER SALES	-	-	-	-
POLO 6N	1.4L-I4	AHW	MPFI, DOHC, 16v	09/00	12/01	K20PBR-S10	1.0	IK20	K20TT	IK20TT
	1.6L-I4	AEE	SPFI/MPFI, SOHC, 8v	10/96	10/00	W20EPBR-S	0.85	IW20	W20TT	IW20TT
POLO 6R	1.2L-I4	CBZB	MPFI, SOHC, Turbo, 8v	05/10	ON	DEALER SALES	-	-	-	-
	1.4L-I4	CGGB	MPFI, DOHC, 16v	05/10	ON	KJ16CR-L11	1.1	IK16	K16TT	IK16TT
POLO 6R GTI	1.4L-I4	CAVE/CTHE	Direct Inj, DOHC VVT, I/C Turbo Supercharged, 16v, 132KW	11/10	11/14	DEALER SALES	-	-	-	-

MODEL	ENGINE SIZE	ENGINE CODE	SPECIFICATION	FROM	TO	DENSO PRIMARY	GAP (mm)	IRIDIUM POWER	NICKEL TT	IRIDIUM TT (*INDICATES IRIIDIUM TOUGH)
VOLKSWAGEN (CONT)										
POLO 9N	1.4L-14	BBY	MPFI, DOHC, 16v, 55KW (Manual Trans.)	07/02	07/06	K20PBR-S10	1.0	IK20	K20TT	IK20TT
	1.4L-14	BBY	MPFI, DOHC, 16v, 55KW (Auto Trans.)	07/02	07/06	VKA16	1.1	-	-	VKA16*
	1.4L-14	BBZ	MPFI, DOHC, 16v, 75KW	11/05	07/07	K20PBR-S10	1.0	IK20	K20TT	IK20TT
	1.4L-14	BKY	MPFI, DOHC, 16v, 55KW	09/03	09/08	KJ16CR-L11	1.1	IK16	K16TT	IK16TT
	1.4L-14	BUD	MPFI, DOHC, 16v, 59KW	07/06	04/10	VKA20	1.1	-	-	VKA20*
	1.6L-14	BCD	MPFI, SOHC, 8v, 74KW	04/04	10/05	VKA20	1.1	-	-	VKA20*
	1.6L-14	BTS	MPFI, DOHC, 16v, 77KW	07/06	04/10	VKA20	1.1	-	-	VKA20*
POLO 9N GTI	1.8L-14	BJX	MPFI, DOHC, Turbo, 20v	11/05	08/10	IK20TT	1.0	-	-	IK20TT
SCIROCCO	2.0L-14	CDLC	Direct Inj, DOHC, Turbo, 16v, 195KW	10	ON	IK22	0.8	IK22	-	VK22*
SHARAN	2.8L-V6	AMY	EFI, SOHC, 12v	98	00	K20TXR	1.0	IK20	K20TT	IK20TT
	2.8L-V6	AYL	EFI, DOHC, 24v	01	04	VKA16	1.1	-	-	VKA16*
TIGUAN	1.4L-14	CAVD/CTHD	Direct Inj, DOHC, I/C Turbo Supercharged, 16v, 118KW	10/11	ON	DEALER SALES	-	-	-	-
	2.0L-14	CAWA/CAWB	MPFI, DOHC, Turbo, 16v	08/08	08/10	IK22	0.8	IK22	-	VK22*
	2.0L-14	CCZA/CCZB/CCZD	Direct Inj, DOHC, Turbo, 16v	09/10	ON	IK22	0.8	IK22	-	VK22*
TOUAREG	3.2L-V6	BKJ/BMV	MPFI, DOHC, 24v, 162KW	09/03	10/06	DEALER SALES	-	-	-	-
	3.6L-V6	BHK/CGRA	MPFI, DOHC VVT, 24v, 206KW	11/06	08/12	DEALER SALES	-	-	-	-
	4.2L-V8	AXQ	MPFI, DOHC, 40v	09/03	10/06	K20TXR	1.0	IK20	K20TT	IK20TT
TOURAN	2.0L-14	BLX	EFI, DOHC, 16v	04	05	VKA16	1.1	-	-	VKA16*
Trans.PORTER T3	2.0L-F4	CV	CARB, OHV, 8v (Air Cooled)	01/82	12/83	W20ES-U	0.8	-	-	-
	2.1L-F4	MV	MPFI, OHV, 8v (Water Cooled)	11/86	12/92	W20ES-U	0.8	-	-	-
Trans.PORTER T4	2.0L-14	AAC	MPFI, SOHC, 8v	01/93	07/04	W20EPBR-S	0.85	IW20	W20TT	IW20TT
	2.5L-15	ACU/AET	MPFI, SOHC, 10v	09/94	07/04	W20EPBR-S	0.85	IW20	W20TT	IW20TT
Trans.PORTER T5	2.0L-14	AXA	MPFI, SOHC, 8v	08/04	02/10	K20PBR-S10	1.0	IK20	K20TT	IK20TT
	3.2L-V6	BKK	MPFI, DOHC, 24v, 173KW	03/05	08/08	DEALER SALES	-	-	-	-
TYPE 3	1.5L-F4	1.5	CARB, OHV, 8v	68	71	W20FS-U	0.7	IWF22	-	-
	1.6L-F4	1.6	CARB, OHV, 8v	69	76	W16FS-U	0.7	-	-	-
UP!	1.0L-13	CHYB	MPFI, DOHC, 12v, 55KW	10/12	ON	DEALER SALES	-	-	-	-
VENTO TYPE 3	2.0L-14	2E/AGG	EFI, SOHC, 8v	92	99	W20EPBR-S	0.85	IW20	W20TT	IW20TT

MODEL	ENGINE SIZE	ENGINE CODE	SPECIFICATION	FROM	TO	DENSO PRIMARY	GAP (mm)	IRIDIUM POWER	NICKEL TT	IRIDIUM TT (*INDICATES IRIIDIUM TOUGH)
VOLKSWAGEN (CONT)										
VENTO TYPE 3	2.0L-I4	ADY	MPFI, SOHC, 8v	06/95	02/97	W20EPB	0.85	IW20	W20TT	IW20TT
VENTO TYPE 3 VR6	2.8L-V6	AAA	EFI, SOHC, 12v	92	98	K20TXR	1.0	IK20	K20TT	IK20TT
VOLVO										
122S	1.8L-I4	B18A	CARB, OHV, 8v	08/61	12/68	W20FP-U	0.7	IWF20	WF20TT	-
	2.0L-I4	B20A	CARB, OHV, 8v	03/69	07/70	W22FP-U	0.7	IWF22	-	-
142	1.8L-I4	B18A	CARB, OHV, 8v	04/67	09/69	W20FP-U	0.7	IWF20	WF20TT	-
	2.0L-I4	B20A	CARB, OHV, 8v	10/68	03/75	W22FP-U	0.7	IWF22	-	-
	2.0L-I4	B20E	MPFI, OHV, 8v	03/71	02/73	W20FP-U	0.7	IWF20	WF20TT	-
144	1.8L-I4	B18A	CARB, OHV, 8v	04/67	09/69	W20FP-U	0.7	IWF20	WF20TT	-
	2.0L-I4	B20A	CARB, OHV, 8v	10/68	03/75	W22FP-U	0.7	IWF22	-	-
	2.0L-I4	B20B	TWIN CARB, OHV, 8v	03/71	03/75	W22FP-U	0.7	IWF22	-	-
	2.0L-I4	B20E	MPFI, OHV, 8v	03/71	03/75	W22FP-U	0.7	IWF22	-	-
145	1.8L-I4	B18A	CARB, OHV, 8v	03/68	09/68	W22FP-U	0.7	IWF22	-	-
	2.0L-I4	B20A	CARB, OHV, 8v	10/68	03/75	W22FP-U	0.7	IWF22	-	-
164	3.0L-I6	B30A	TWIN CARB, OHV, 12v	03/69	12/72	W22FP-U	0.7	IWF22	-	-
	3.0L-I6	B30E	MPFI, OHV, 12v	08/72	12/75	W22FP-U	0.7	IWF22	-	-
240	2.1L-I4	B21A	CARB, SOHC, 8v	02/83	12/84	W20EP-U	0.8	IW20	W20TT	IW20TT
	2.3L-I4	B23E	MPFI, SOHC, 8v	02/83	12/91	W20EP-U	0.8	IW20	W20TT	IW20TT
	2.3L-I4	B230F/E	MPFI, SOHC, 8v	11/88	10/93	W20EPR-U	0.8	IW20	W20TT	IW20TT
242	2.1L-I4	B21A	CARB, SOHC, 8v	03/75	12/76	W16EP-U	0.8	IW16	W16TT	IW16TT
	2.3L-I4	B23E	MPFI, SOHC, 8v	03/79	12/81	W20EP-U	0.8	IW20	W20TT	IW20TT
244	2.1L-I4	B21E	MPFI, SOHC, 8v	01/75	12/80	W22EP-U	0.8	IW22	W22TT	VW22*
	2.1L-I4	B21A	CARB, SOHC, 8v	01/78	12/82	W20EP-U	0.8	IW20	W20TT	IW20TT
	2.3L-I4	B230E	MPFI, SOHC, 8v, 102KW	01/81	12/82	W20EP-U	0.8	IW20	W20TT	IW20TT
	2.3L-I4	B23E	MPFI, SOHC, 8v, 104KW	01/81	12/82	W22EP-U	0.8	IW22	W22TT	VW22*
245	2.1L-I4	B21E	MPFI, SOHC, 8v	03/75	12/80	W16EP-U	0.8	IW16	W16TT	IW16TT
	2.3L-I4	B23E	MPFI, SOHC, 8v	01/81	12/82	W20EP-U	0.8	IW20	W20TT	IW20TT
	2.3L-I4	B230F	EFI, SOHC, 8v, 100KW	86	92	W20EPR-U	0.8	IW20	W20TT	IW20TT

MODEL	ENGINE SIZE	ENGINE CODE	SPECIFICATION	FROM	TO	DENSO PRIMARY	GAP (mm)	IRIDIUM POWER	NICKEL TT	IRIDIUM TT (*INDICATES IRIIDIUM TOUGH)
VOLVO (CONT)										
260	2.8L-V6	B28E	MPFI, SOHC, 12v	01/83	03/86	T20EPR-U	0.8	IT20	T20TT	IT20TT
262	2.7L-V6	B27E	MPFI, SOHC, 12v	03/80	12/80	T20EPR-U	0.8	IT20	T20TT	IT20TT
264	2.7L-V6	B27E	MPFI, SOHC, 12v	01/75	12/80	T20EPR-U	0.8	IT20	T20TT	IT20TT
	2.8L-V6	B28E	MPFI, SOHC, 12v	02/81	03/83	T20EPR-U	0.8	IT20	T20TT	IT20TT
265	2.7L-V6	B27E	MPFI, SOHC, 12v	01/75	12/80	T20EPR-U	0.8	IT20	T20TT	IT20TT
	2.8L-V6	B28E	MPFI, SOHC, 12v	02/81	03/83	T20EPR-U	0.8	IT20	T20TT	IT20TT
360	2.0L-I4	B19E	MPFI, SOHC, 8v	03/84	12/87	W20EPR-U	0.8	IW20	W20TT	IW20TT
360 GLT	2.0L-I4	B200E	EFI, SOHC, 8v, 86KW	03/84	90	W20EPR-U	0.8	IW20	W20TT	IW20TT
440	2.0L-I4	B20F	MPFI, SOHC, 8v	10/93	09/96	W16EXR-U	0.8	IW16	W16TT	IW16TT
480 ES	1.7L-I4	B18FP	EFI, SOHC, 8v	87	93	W16EXR-U	0.8	IW16	W16TT	IW16TT
740	2.3L-I4	B230E	MPFI, SOHC, 8v, 96KW	06/85	12/91	W20EPR-U	0.8	IW20	W20TT	IW20TT
	2.3L-I4	B230FT	MPFI, SOHC, Turbo, 8v	03/86	12/90	W20EPR-U	0.8	IW20	W20TT	IW20TT
	2.3L-I4	B230F	MPFI, SOHC, 8v, 85KW	01/88	12/91	W20EP-U	0.8	IW20	W20TT	IW20TT
	2.3L-I4	B234F	MPFI, DOHC, 16v, 115KW	05/89	12/90	W20EPR-U	0.8	IW20	W20TT	IW20TT
760	2.3L-I4	B23ET	MPFI, SOHC, Turbo, 8v	01/84	03/86	W16EPR-U	0.8	IW16	W16TT	IW16TT
	2.3L-I4	B230E	EFI, SOHC, 8v	84	88	W20EP-U	0.8	IW20	W20TT	IW20TT
	2.3L-I4	B230ET	EFI, SOHC, Turbo, 8v	84	86	W20EPR-U	0.8	IW20	W20TT	IW20TT
	2.8L-V6	B28E/B280F	MPFI, SOHC, 12v, 115KW	02/83	12/90	T20EPR-U	0.8	IT20	T20TT	IT20TT
	2.8L-V6	B280E	EFI, SOHC, 12v	85	91	T20EPR-U	0.8	IT20	T20TT	IT20TT
850	2.3L-I5	B5234T/T4/T5	MPFI, DOHC, Turbo, 20v	11/94	01/97	IK22	0.8	IK22	-	VK22*
	2.4L-I5	B5252S	MPFI, SOHC, 10v, 103KW	10/92	12/96	K20PBR-S10	1.0	IK20	K20TT	IK20TT
	2.4L-I5	B5254S	MPFI, DOHC, 20v, 125KW	10/92	09/96	K20PBR-S10	1.0	IK20	K20TT	IK20TT
	2.4L-I5	B5254T	MPFI, DOHC, Turbo, 20v	10/96	01/97	IK20TT	1.0	IK20	-	IK20TT
940	2.0L-I4	B200FT	EFI, SOHC, Turbo, 8v	90	97	W20EPR-U	0.8	IW20	W20TT	IW20TT
	2.3L-I4	B230FB	MPFI, SOHC, 8v	11/90	10/95	W16EPR-U	0.8	IW16	W16TT	IW16TT
	2.3L-I4	B230FT	MPFI, SOHC, Turbo, 8v	11/90	09/93	W20EPR-U	0.8	IW20	W20TT	IW20TT
	2.3L-I4	B230FK/B234F	MPFI, SOHC, 8v	05/95	09/96	W20EPR-U	0.8	IW20	W20TT	IW20TT
960	2.5L-I6	B6254S	EFI, DOHC, 24v	94	97	Q20PR-U	0.8	IQ20	Q20TT	IQ20TT

MODEL	ENGINE SIZE	ENGINE CODE	SPECIFICATION	FROM	TO	DENSO PRIMARY	GAP (mm)	IRIDIUM POWER	NICKEL TT	IRIDIUM TT (*INDICATES IRIIDIUM TOUGH)
VOLVO (CONT)										
960	2.8L-V6	B280F	MPFI, SOHC, 12v	11/90	10/91	T20EPR-U	0.8	IT20	T20TT	IT20TT
	2.9L-I6	B6304	MPFI, DOHC, 24v	11/91	07/94	Q20PR-U	0.8	IQ20	Q20TT	IQ20TT
C30	2.4L-I5	B5244S4	MPFI, V-DOHC, 20v	03/07	08/10	K20HR-U11	1.1	IKH20	KH20TT	IKH20TT
	2.5L-I5	B5254T3/T7	MPFI, V-DOHC, Turbo, 20v	03/07	ON	IKH20TT	1.0	-	-	IKH20TT
C70	2.3L-I5	B5234T	MPFI, DOHC, Turbo, 20v	01/98	09/04	IK20TT	1.0	IK20	-	IK20TT
	2.4L-I5	B5244T	MPFI, DOHC, Turbo, 20v	09/99	12/02	IK20TT	1.0	IK20	-	IK20TT
	2.4L-I5	B5244S4	MPFI, V-DOHC, 20v	12/06	08/10	K20HR-U11	1.1	IKH20	KH20TT	IKH20TT
	2.5L-I5	B5254T3	MPFI, V-DOHC, Turbo, 20v	12/06	ON	IKH20TT	1.0	-	-	IKH20TT
	2.5L-I5	B5254T7	MPFI, DOHC VVT, Turbo, 20v, 169KW	11/08	ON	IKH20TT	1.0	IKH20	-	IKH20TT
CROSS COUNTRY	2.4L-I5	B5244T3	MPFI, DOHC, Turbo, 20v	09/00	03/03	IK20TT	1.0	IK20	-	IK20TT
P1800	1.8L-I4	B18B	TWIN CARB, OHV, 8v	06/62	02/69	W22FP-U	0.7	IWF22	-	-
	2.0L-I4	B20B	TWIN CARB, OHV, 8v	03/69	02/70	W22FP-U	0.7	IWF22	-	-
	2.0L-I4	B20F	MPFI, OHV, 8v	03/70	12/73	W22FP-U	0.7	IWF22	-	-
S40	1.8L-I4	B4184S	MPFI, DOHC, 16v	96	00	K20PBR-S10	1.0	IK20	K20TT	IK20TT
	1.8L-I4	B4184S2	MPFI, DOHC VVT, 16v, 90KW	07/99	03/01	K20PBR-S10	1.0	IK20	K20TT	IK20TT
	1.9L-I4	B4194T/T2	MPFI, DOHC, Turbo, 16v	09/97	09/00	IK20TT	1.0	IK20	-	IK20TT
	1.9L-I4	B4204S	MPFI, DOHC, 16v, 103KW	02/97	09/00	K20PBR-S10	1.0	IK20	K20TT	IK20TT
	1.9L-I4	B4204S2	MPFI, DOHC VVT, 16v, 100KW	08/00	05/04	K20PBR-S10	1.0	IK20	K20TT	IK20TT
	1.9L-I4	B4204T/T2/T3	MPFI, DOHC, Turbo, 16v	02/98	05/04	IK20TT	1.0	IK20	-	IK20TT
	1.9L-I4	B4204T5	MPFI, V-DOHC, Turbo, 16v	08/00	05/03	IK20TT	1.0	IK20	-	IK20TT
	2.4L-I5	B5244S4	MPFI, V-DOHC, 20v	06/04	08/10	K20HR-U11	1.1	IKH20	KH20TT	IKH20TT
	2.5L-I5	B5254T3	MPFI, V-DOHC, Turbo, 20v	06/04	ON	IKH20TT	1.0	-	-	IKH20TT
	2.5L-I5	B5254T7	MPFI, DOHC VVT, Turbo, 20v, 169KW	03/07	ON	IKH20TT	1.0	IKH20	-	IKH20TT
S60	2.0L-I5	B5204T5	EFI, DOHC, Turbo, 20v	00	02	IKH20TT	1.0	IKH20	-	IKH20TT
	2.3L-I5	B5234T3	MPFI, V-DOHC, Turbo, 20v	01/01	05/03	IK20TT	1.0	IK20	-	IK20TT
	2.4L-I5	B5244T3	MPFI, V-DOHC, Turbo, 20v	01/01	05/03	IK20TT	1.0	IK20	-	IK20TT
	2.4L-I5	B5244S	MPFI, DOHC VVT, 20v, 125KW	01/01	09/09	K20PBR-S10	1.0	IK20	K20TT	IK20TT
	2.5L-I5	B5254T2	MPFI, V-DOHC, Turbo, 20v, 154KW	03/03	09/09	IK20TT	1.0	IK20	-	IK20TT

MODEL	ENGINE SIZE	ENGINE CODE	SPECIFICATION	FROM	TO	DENSO PRIMARY	GAP (mm)	IRIDIUM POWER	NICKEL TT	IRIDIUM TT (*INDICATES IRIIDIUM TOUGH)
VOLVO (CONT)										
S60	2.5L-I5	B5254T4	MPFI, V-DOHC, Turbo, 20v, 220KW	11/03	10/05	IKH20TT	1.0	-	-	IKH20TT
	3.0L-I6	B6304T4	MPFI, DOHC VVT, Turbo, 24v, 257KW	06/13	08/15	DEALER SALES	-	-	-	-
S60 T4	1.6L-I4	B4164T	Direct Inj, DOHC VVT, I/C Turbo, 16v, 132KW	10/11	ON	DEALER SALES	-	-	-	-
S60 T5	2.0L-I4	B4204T7	Direct Inj, DOHC VVT, I/C Turbo, 16v, 177KW	02/11	05/14	DEALER SALES	-	-	-	-
	2.0L-I4	B4204T	Direct Inj, DOHC VVT, I/C Turbo, 16v, 180KW	06/14	ON	DEALER SALES	-	-	-	-
S60 T6	3.0L-I6	B6304T4	MPFI, DOHC VVT, Turbo, 24v, 224KW	12/10	09/15	DEALER SALES	-	-	-	-
	3.0L-I6	B6304T4	MPFI, DOHC VVT, Turbo, 24v, 242KW	11/11	02/13	DEALER SALES	-	-	-	-
S70	2.0L-I5	B5204T4	EFI, DOHC, Turbo, 20v	97	00	IK20TT	1.0	IK20	-	IK20TT
	2.3L-I5	B5234T3	MPFI, V-DOHC, Turbo, 20v	02/97	10/98	IK22	0.8	IK22	-	VK22*
	2.4L-I5	B5252S	MPFI, DOHC, 10v, 106KW	97	98	K20PBR-S10	1.0	IK20	K20TT	IK20TT
	2.4L-I5	B5254S	MPFI, DOHC VVT, 20v, 125KW	97	99	K20PBR-S10	1.0	IK20	K20TT	IK20TT
	2.4L-I5	GB5252S	MPFI, DOHC, 10v, 106KW	97	99	K20PBR-S10	1.0	IK20	K20TT	IK20TT
	2.4L-I5	B5244T/B5254T	MPFI, DOHC, Turbo, 20v	02/97	08/00	IK22	0.8	IK22	-	VK22*
	2.4L-I5	B5244S	MPFI, DOHC VVT, 20v, 125KW	99	01	K20PBR-S10	1.0	IK20	K20TT	IK20TT
S80	2.0L-I5	B5204T4	EFI, DOHC, Turbo, 20v	99	00	IK20TT	1.0	IK20	-	IK20TT
	2.0L-I5	B5204T5	EFI, DOHC, Turbo, 20v	99	00	IK20TT	1.0	IK20	-	IK20TT
	2.5L-I5	B5254T2	MPFI, V-DOHC, Turbo, 20v	10/04	07/05	IK20TT	1.0	IK20	-	IK20TT
	2.8L-I6	B6284T	MPFI, V-DOHC, Turbo, 24v	05/98	07/05	IK22	0.8	IK22	-	VK22*
	2.9L-I6	B6294S	MPFI, DOHC VVT, 24v, 150KW	05/98	07/01	K20PBR-S10	1.0	IK20	K20TT	IK20TT
	2.9L-I6	B6304S3	MPFI, DOHC VVT, 24v, 150KW	07/99	10/00	K20PBR-S10	1.0	IK20	K20TT	IK20TT
	2.9L-I6	B6294T	MPFI, DOHC VVT, Twin Turbo, 24v, 200KW	04/01	07/05	IK20TT	1.0	IK20	-	IK20TT
	2.9L-I6	B6294S2	MPFI, DOHC VVT, 24v, 150KW	08/01	05/03	K20PBR-S10	1.0	IK20	K20TT	IK20TT
	3.0L-I6	B6304T2	MPFI, DOHC VVT, Turbo, 24v, 210KW	11/08	08/10	IKH20TT	1.0	IKH20	-	IKH20TT
	3.0L-I6	B6304T4	MPFI, DOHC VVT, Turbo, 24v, 224KW	09/10	ON	DEALER SALES	-	-	-	-
	3.2L-I6	B6324S	MPFI, V-DOHC, 24v	01/07	10/08	IKH20TT	1.0	-	-	IKH20TT
	4.4L-V8	B8444S	MPFI, DOHC VVT, 40v, 232KW	01/07	01/11	IK20TT	1.0	IK20	-	IK20TT
V40	1.8L-I4	B4184S	EFI, DOHC, 16v	96	99	K20PBR-S10	1.0	IK20	K20TT	IK20TT
	1.8L-I4	B4184S2	MPFI, DOHC VVT, 16v, 90KW	07/99	03/01	K20PBR-S10	1.0	IK20	K20TT	IK20TT

MODEL	ENGINE SIZE	ENGINE CODE	SPECIFICATION	FROM	TO	DENSO PRIMARY	GAP (mm)	IRIDIUM POWER	NICKEL TT	IRIDIUM TT (*INDICATES IRIIDIUM TOUGH)
VOLVO (CONT)										
V40	1.9L-I4	B4204S	MPFI, DOHC, 16v, 103KW	02/97	07/99	K20PBR-S10	1.0	IK20	K20TT	IK20TT
	1.9L-I4	B4204T/B4194T/ B4194T2	MPFI, DOHC, Turbo, 16v	09/97	03/01	IK20TT	1.0	IK20	-	IK20TT
	1.9L-I4	B4204S2	MPFI, DOHC VVT, 16v, 100KW	07/99	05/04	K20PBR-S10	1.0	IK20	K20TT	IK20TT
	1.9L-I4	B4204T2	MPFI, DOHC VVT, Turbo, 16v, 121KW	07/99	09/00	IK20TT	1.0	IK20	-	IK20TT
	1.9L-I4	B4204T3/T5	MPFI, V-DOHC, Turbo, 16v	02/00	05/04	IK20TT	1.0	IK20	-	IK20TT
V50	2.4L-I5	B5244S4/S5	MPFI, V-DOHC, 20v	06/04	08/10	K20HR-U11	1.1	IKH20	KH20TT	IKH20TT
	2.5L-I5	B5254T3/T7	MPFI, V-DOHC, Turbo, 20v	06/04	ON	IKH20TT	1.0	-	-	IKH20TT
V60	1.6L-I4	B4164T	Direct Inj, DOHC VVT, I/C Turbo, 16v, 132KW	10/11	ON	DEALER SALES	-	-	-	-
	2.0L-I4	B4204T7	Direct Inj, DOHC VVT, I/C Turbo, 16v, 177KW	03/11	05/14	DEALER SALES	-	-	-	-
	2.0L-I4	B4204T7	Direct Inj, DOHC VVT, I/C Turbo, 16v, 180KW	06/14	ON	DEALER SALES	-	-	-	-
	3.0L-I6	B6304T4	MPFI, DOHC VVT, Turbo, 24v, 224KW	03/11	ON	DEALER SALES	-	-	-	-
V70	2.0L-I5	B5204T2	EFI, DOHC, Turbo, 20v	97	00	IK22	0.8	IK22	-	VK22*
	2.4L-I5	B5252S	MPFI, SOHC, 10v, 106KW	02/97	10/98	K20PBR-S10	1.0	IK20	K20TT	IK20TT
	2.4L-I5	B5254S	MPFI, DOHC, 20v, 125KW	02/97	07/99	K20PBR-S10	1.0	IK20	K20TT	IK20TT
	2.4L-I5	B5254T	MPFI, DOHC, Turbo, 20v	02/97	08/00	IK22	0.8	IK22	-	VK22*
	2.4L-I5	B5254T/B5244T3	MPFI, DOHC, Turbo, 20v	07/99	05/03	IK20TT	1.0	IK20	-	IK20TT
	2.4L-I5	B5244S	MPFI, DOHC VVT, 20v, 125KW	07/99	01/08	K20PBR-S10	1.0	IK20	K20TT	IK20TT
	2.4L-I5	B5244T	MPFI, DOHC, Turbo, 20v, 142KW	07/99	08/00	IK20TT	1.0	IK20	-	IK20TT
	2.4L-I5	B5244S2	EFI, DOHC, 20v, 103KW	00	03	K20PBR-S10	1.0	IK20	K20TT	IK20TT
	2.4L-I5	B5254T2	MPFI, V-DOHC, Turbo, 20v	06/04	09/04	IK20TT	1.0	IK20	-	IK20TT
	3.0L-I6	B6304T	MPFI, V-DOHC, Turbo, 24v	03/08	ON	IKH20TT	1.0	-	-	IKH20TT
V70 T5, R	2.3L-I5	B5234T3	MPFI, DOHC, Turbo, 20v	02/97	05/03	IK20TT	1.0	IK20	-	IK20TT
	2.5L-I5	B5254T4	MPFI, V-DOHC, Turbo, 20v	11/03	07/05	IKH20TT	1.0	IKH20	-	IKH20TT
V70R	2.3L-I5	B5234T4	MPFI, DOHC, Turbo, 20v, 176KW	11/97	10/98	IK22	0.8	IK22	-	VK22*
	2.3L-I5	B5234T6	MPFI, DOHC, Turbo, 20v, 176KW	11/97	10/98	IK22	0.8	IK22	-	VK22*
	2.3L-I5	B5234T9	MPFI, DOHC, Turbo, 20v, 184KW	12/98	07/99	IK22	0.8	IK22	-	VK22*
	2.4L-I5	B5244T2	MPFI, DOHC, Turbo, 20v, 147KW	07/99	08/00	IK20TT	1.0	IK20	-	IK20TT
V90	2.9L-I6	B6304S	MPFI, DOHC, 24v, 150KW	91	97	Q20PR-U	0.8	IQ20	Q20TT	IQ20TT

MODEL	ENGINE SIZE	ENGINE CODE	SPECIFICATION	FROM	TO	DENSO PRIMARY	GAP (mm)	IRIDIUM POWER	NICKEL TT	IRIDIUM TT (*INDICATES IRIIDIUM TOUGH)
VOLVO (CONT)										
XC60	2.0L-14	B4204T7	Direct Inj, DOHC VVT, I/C Turbo, 16v, 177KW	02/11	05/14	DEALER SALES	-	-	-	-
	2.0L-14	B4204T	Direct Inj, DOHC VVT, I/C Turbo, 16v, 180KW	06/14	ON	DEALER SALES	-	-	-	-
	3.0L-16	B6304T4	MPFI, DOHC VVT, I/C Turbo, 24v, 224KW	09/10	ON	IKH20TT	1.0	-	-	IKH20TT
	3.0L-16	B6304T	MPFI, V-DOHC, Turbo, 24v	03/09	08/10	IKH20TT	1.0	-	-	IKH20TT
	3.2L-16	B6324S5	MPFI, DOHC VVT, 24v, 179KW	09/10	ON	DEALER SALES	-	-	-	-
XC70	2.4L-15	B5244T3	EFI, DOHC, Turbo, 20v, 147KW	00	04	IK20TT	1.0	IK20	-	IK20TT
	2.5L-15	B5254T2	MPFI, V-DOHC, Turbo, 20v	04/03	11/07	IK20TT	1.0	IK20	-	IK20TT
	3.0L-16	B6304T4	MPFI, DOHC VVT, I/C Turbo, 24v, 224KW	11/12	08/15	DEALER SALES	-	-	-	-
	3.2L-16	B6324S	MPFI, V-DOHC, 24v	02/08	09/10	IKH20TT	1.0	-	-	IKH20TT
	3.2L-16	B6324S5	MPFI, DOHC VVT, 24v, 179KW	09/10	01/14	DEALER SALES	-	-	-	-
XC90	2.5L-15	B5254T2	MPFI, V-DOHC, Turbo, 20v	07/03	02/07	IK20TT	1.0	IK20	-	IK20TT
	2.9L-16	B6294T	MPFI, V-DOHC, Turbo, 24v	07/03	09/06	IK20TT	1.0	IK20	-	IK20TT
	3.2L-16	B6324S	MPFI, V-DOHC, 24v	04/07	08/10	IKH20TT	1.0	-	-	IKH20TT
	3.2L-16	B6324S5	MPFI, DOHC VVT, 24v, 179KW	09/10	ON	IKH20TT	1.0	-	-	IKH20TT
	4.4L-V8	B8444S	MPFI, DOHC VVT, 32v, 232KW	10/06	07/11	IK20TT	1.0	IK20	-	IK20TT

CROSS REFERENCE



M^cKENZIE RACING

2015 BUNDABERG OPEN OUTBOARD CLUB WINNER
2015 QLD CUP LOCKYER POWERFEST WINNER
2015 UNLIMITED OUTBOARD LOCKYER POWERFEST WINNER

POWERED BY DENSO IWF24 IRIIDIUM POWER PLUGS



NGK	DENSO STANDARD	DENSO IRIIDIUM POWER	DENSO NICKEL TT	DENSO IRIIDIUM TT (*INDICATES IRIIDIUM TOUGH)	DENSO IRIIDIUM RACING
A6	M17	-	-	-	
A6FS	MA20PR-U	-	-	-	
A7	M22	-	-	-	
AB2	-	-	-	-	
AB7	-	-	-	-	
AP5FS	MA16PR-U	-	-	-	
AP6FS	MA20P-U	-	-	-	
AP7FS	-	-	-	-	
AP9FS	-	-	-	-	
APR5FS	MA16PR-U	-	-	-	
APR6FS	MA20PR-U	-	-	-	
AR6FS	MA20PR-U	-	-	-	
AR6FS11	MA20PR-U	-	-	-	
B10SEGP	IW01-32	-	-	-	IW01-32
B10ECS	W31ES-U	IW31	-	-	IW01-31/ IW06-31
B10EG	IW31	IW31	-	-	IW01-31/ IW06-31
B10EGP	IW01-31/ IW06-31	-	-	-	IW01-31/ IW06-31
B10EGV	IW31	IW31	-	-	IW01-31/ IW06-31
B10ES	W31ES-U	IW31	-	-	IW01-31/ IW06-31
B10EV	IW31	IW31	-	-	IW01-31/ IW06-31
B10EVX	IW31	IW31	-	-	IW01-31/ IW06-31
B10HS	W31FS	-	-	-	
B10HVX	W31FS	-	-	-	
B11EG	IW34	IW34	-	-	IW01-34/ IW06-34
B11EGP	IW01-34/ IW06-34	-	-	-	IW01-34/ IW06-34
B11EGV	IW34	IW34	-	-	IW01-34/ IW06-34
B2	W 9-U	-	-	-	
B4	W14-U	-	-	-	
B4-10	W14-U	-	-	-	

NGK	DENSO STANDARD	DENSO IRIIDIUM POWER	DENSO NICKEL TT	DENSO IRIIDIUM TT (*INDICATES IRIIDIUM TOUGH)	DENSO IRIIDIUM RACING
B4ES	W14E	-	-	-	
B4H	W14F-U	-	-	-	
B4H-10	W14F-U	-	-	-	
B4HS	W14F-U	-	-	-	
B4L	W14L	-	-	-	
B4LM	W14LM-U	-	-	-	
B4LMY	W14LM-U	-	-	-	
B5EB	W16ES-U	-	-	-	
B5EB11	W16EKR-S11	IW16	W16TT	IW16TT	
B5ES	W16ES-U	-	-	-	
B5HS	W16FS-U	-	-	-	
B5S	W16S-U	-	-	-	
B6EB	W20EKR-S11	IW20	W20TT	IW20TT	
B6EB11	W20EKR-S11	IW20	W20TT	IW20TT	
B6EB-L11	W20EKR-S11	IW20	W20TT	IW20TT	
B6EFS	T20EP-U	IT20	T20TT	IT20TT	
B6ES	W20ES-U	-	-	-	
B6ES-11	W20ES-U	-	-	-	
B6HS	W20FS-U	IWF22	-	-	
B6HS10	W20FS-U	IWF22	-	-	
B6HSA	W20FS-U	IWF22	-	-	
B6L	W16LS	-	-	-	
B6LY	W16LS	-	-	-	
B6S	W20S-U	-	-	-	
B6Y	W20S-U	-	-	-	
B77HC	W24FS-U	IWF24	-	-	
B7EB	W22EKR-S11	IW22	W22TT	VW22*	
B7EB11	W22EKR-S11	IW22	W22TT	VW22*	
B7ECS	W22ES-U	-	-	-	

NGK	DENSO STANDARD	DENSO IRIIDIUM POWER	DENSO NICKEL TT	DENSO IRIIDIUM TT (*INDICATES IRIIDIUM TOUGH)	DENSO IRIIDIUM RACING
B7EM	W22EBR	-	-	-	
B7ES	W22ES-U	-	-	-	
B7ES11	W22ES-U	-	-	-	
B7ET	W22EBR	-	-	-	
B7EV	W22ES-U	-	-	-	
B7EVX	W22ES-U	-	-	-	
B7HCS	W22FS-U	IWF22	-	-	
B7HS	W22FS-U	IWF22	-	-	
B7HS10	W22FS-U10	IWF22	-	-	
B7HV	IWF22	IWF22	-	-	
B7HVX	IWF22	IWF22	-	-	
B7S	W22S-U	-	-	-	
B8SEGP	IW01-24	-	-	-	IW01-24
B8SEGV	IW27	IW27	-	-	IW01-27/ IW06-27
B8E	-	-	-	-	
B8ECS	W24ES-U	IW24	-	-	IW01-24
B8EFS	IT24	IT24	-	-	
B8EG	W24ES-V	IW24	-	-	IW01-24
B8EGP	IW01-24	IW24	-	-	IW01-24
B8EGV	IW24	IW24	-	-	IW01-24
B8EM	IRE01-27	-	-	-	IRE01-27
B8ES	W24ES-U	IW24	-	-	IW01-24
B8ES11	W24ES-U	IW24	-	-	IW01-24
B8ET	IRE01-27	-	-	-	IRE01-27
B8EV	IW24	IW24	-	-	IW01-24
B8EVX	IW24	IW24	-	-	IW01-24
B8HCS	W24FS-U	IWF24	-	-	
B8HS	W24FS-U	IWF24	-	-	
B8HS10	W24FS-U10	IWF24	-	-	

NGK	DENSO STANDARD	DENSO IRIIDIUM POWER	DENSO NICKEL TT	DENSO IRIIDIUM TT (*INDICATES IRIIDIUM TOUGH)	DENSO IRIIDIUM RACING
B8HV	IWF24	IWF24	-	-	
B8HVX	IWF24	IWF24	-	-	
B8S	W24S-U	-	-	-	
B9SEGP	IW01-29	-	-	-	IW01-29
B9SEGV	IW29	IW29	-	-	IW01-29
B9ECS	IW27	IW27	-	-	IW01-27/ IW06-27
B9EFS	IT27	IT27	-	-	
B9EG	W27ES-V	IW27	-	-	IW01-27/ IW06-27
B9EGV	IW27	IW27	-	-	IW01-27/ IW06-27
B9EM	IRE01-27	-	-	-	IRE01-27
B9ES	W27ES-U	IW27	-	-	IW01-27/ IW06-27
B9ESR	-	-	-	-	
B9EV	IW27	IW27	-	-	IW01-27/ IW06-27
B9EVX	IW27	IW27	-	-	IW01-27/ IW06-27
B9HCS	IWF27	IWF27	-	-	
B9HS	W27FS-U	IWF27	-	-	
B9HS10	W27FS-U10	IWF27	-	-	
B9HV	IWF27	IWF27	-	-	
B9HVX	IWF27	IWF27	-	-	
B9S	W27S-U	-	-	-	
BC6E	W14E	-	-	-	
BCP4ES	Q14R-U11	IQ16	Q16TT	IQ16TT	
BCP4ES11	Q14R-U11	IQ16	Q16TT	IQ16TT	
BCP5E	Q16P-U11	IQ16	Q16TT	IQ16TT	
BCP5E11	Q16P-U11	IQ16	Q16TT	IQ16TT	
BCP5ES	Q16-U	IQ16	Q16TT	IQ16TT	
BCP5ES11	Q16-U11	IQ16	Q16TT	IQ16TT	
BCP5ET	K20PBR	IK20	K20TT	IK20TT	
BCP5EV	IQ16	IQ16	-	IQ16TT	

NGK	DENSO STANDARD	DENSO IRIIDIUM POWER	DENSO NICKEL TT	DENSO IRIIDIUM TT (*INDICATES IRIIDIUM TOUGH)	DENSO IRIIDIUM RACING
BCP5EV11	IQ16	IQ16	-	IQ16TT	
BCP5EVX	IQ16	IQ16	-	IQ16TT	
BCP5EVX11	IQ16	IQ16	-	IQ16TT	
BCP5EY11	Q16-U11	IQ16	Q16TT	IQ16TT	
BCP6E	Q20P-U	IQ20	Q20TT	IQ20TT	
BCP6E11	Q20P-U11	IQ20	Q20TT	IQ20TT	
BCP6ES	Q20-U	IQ20	Q20TT	IQ20TT	
BCP6ES11	Q20-U11	IQ20	Q20TT	IQ20TT	
BCP6ET	K20PBR	IK20	K20TT	IK20TT	
BCP6EV	IQ20	IQ20	-	IQ20TT	
BCP6EV11	IQ20	IQ20	-	IQ20TT	
BCP6EVX	IQ20	IQ20	-	IQ20TT	
BCP6EVX11	IQ20	IQ20	-	IQ20TT	
BCP6EY11	Q20-U11	IQ20	Q20TT	IQ20TT	
BCP7E	Q22P-U	IQ22	-	VQ22*	
BCP7E11	Q22PR-U11	IQ22	-	VQ22*	
BCP7ES	Q22P-U	IQ22	-	VQ22*	
BCP7ES11	Q22PR-U11	IQ22	-	VQ22*	
BCP7ET	K22PB	IK22	-	VK22*	
BCP7EV	IQ22	IQ22	-	VQ22*	
BCP7EV11	IQ22	IQ22	-	VQ22*	
BCP7EVX	IQ22	IQ22	-	VQ22*	
BCP7EVX11	IQ22	IQ22	-	VQ22*	
BCP8EVX11	IQ24	IQ24	-	-	IQ01-24/ IQ02-24
BCPR4ES11	Q14R-U11	IQ16	Q16TT	IQ16TT	
BCPR4EY11	Q14R-U11	IQ16	Q16TT	IQ16TT	
BCPR5E	Q16PR-U	IQ16	Q16TT	IQ16TT	
BCPR5E11	Q16PR-U11	IQ16	Q16TT	IQ16TT	
BCPR5EIX11	IQ16	IQ16	-	IQ16TT	

NGK	DENSO STANDARD	DENSO IRIIDIUM POWER	DENSO NICKEL TT	DENSO IRIIDIUM TT (*INDICATES IRIIDIUM TOUGH)	DENSO IRIIDIUM RACING
BCPR5EIX11P	VQ16	IQ16	-	IQ16TT	
BCPR5EP11	PQ16R	IQ16	-	IQ16TT	
BCPR5EP13	PQ16R13	IQ16	-	IQ16TT	
BCPR5EP8	PQ16R8	IQ16	-	IQ16TT	
BCPR5EP-N11	PQ16R-P11	IQ16	-	IQ16TT	
BCPR5ES	Q16PR-U	IQ16	Q16TT	IQ16TT	
BCPR5ES11	Q16PR-U11	IQ16	Q16TT	IQ16TT	
BCPR5ET	K20PBR	IK20	K20TT	IK20TT	
BCPR5EV	IQ16	IQ16	-	IQ16TT	
BCPR5EV11	IQ16	IQ16	-	IQ16TT	
BCPR5EVX	IQ16	IQ16	-	IQ16TT	
BCPR5EVX11	IQ16	IQ16	-	IQ16TT	
BCPR5EY	Q16R-U	IQ16	Q16TT	IQ16TT	
BCPR5EY11	Q16R-U11	IQ16	Q16TT	IQ16TT	
BCPR5EY-N11	Q16R-U11	IQ16	Q16TT	IQ16TT	
BCPR5EY-N11	Q16PR-U11	IQ16	Q16TT	IQ16TT	
BCPR6E	Q20PR-U	IQ20	Q20TT	IQ20TT	
BCPR6E11	Q20PR-U11	IQ20	Q20TT	IQ20TT	
BCPR6ED	QL20PR-U	-	-	-	
BCPR6EIX11	IQ20	IQ20	-	IQ20TT	
BCPR6EIX11P	VQ20	IQ20	-	IQ20TT	
BCPR6EKD	QL20TR-S	-	-	-	
BCPR6EP11	PQ20R	IQ20	-	IQ20TT	
BCPR6EP13	PQ20R13	IQ20	-	IQ20TT	
BCPR6EP8	PQ20R8	IQ20	-	IQ20TT	
BCPR6EP-N11	PQ20R-P11	IQ20	-	IQ20TT	
BCPR6EP-N8	PQ20R-P8	IQ20	-	IQ20TT	
BCPR6ES	Q20PR-U	IQ20	Q20TT	IQ20TT	
BCPR6ES11	Q20PR-U11	IQ20	Q20TT	IQ20TT	

NGK	DENSO STANDARD	DENSO IRIIDIUM POWER	DENSO NICKEL TT	DENSO IRIIDIUM TT (*INDICATES IRIIDIUM TOUGH)	DENSO IRIIDIUM RACING
BCPR6ET	K20PBR	IK20	K20TT	IK20TT	
BCPR6EV	IQ20	IQ20	-	IQ20TT	
BCPR6EV11	IQ20	IQ20	-	IQ20TT	
BCPR6EVX	IQ20	IQ20	-	IQ20TT	
BCPR6EVX11	IQ20	IQ20	-	IQ20TT	
BCPR6EY	Q20R-U	IQ20	Q20TT	IQ20TT	
BCPR6EY11	Q20R-U11	IQ20	Q20TT	IQ20TT	
BCPR6EY-N11	Q20R-U11	IQ20	Q20TT	IQ20TT	
BCPR6EY-N11	Q20PR-U11	IQ20	Q20TT	IQ20TT	
BCPR7E	Q22PR-U	IQ22	-	VQ22*	
BCPR7E11	Q22PR-U11	IQ22	-	VQ22*	
BCPR7EDIX	-	-	-	-	
BCPR7EKD	QL22TR-S	-	-	-	
BCPR7ES	Q22PR-U	IQ22	-	VQ22*	
BCPR7ES11	Q22PR-U11	IQ22	-	VQ22*	
BCPR7ET	K22PBR-S	IK22	-	VK22*	
BCPR7EV	IQ22	IQ22	-	VQ22*	
BCPR7EV11	IQ22	IQ22	-	VQ22*	
BCPR7EVX	IQ22	IQ22	-	VQ22*	
BCPR7EVX11	IQ22	IQ22	-	VQ22*	
BCPR7EY	Q22PR-U	IQ22	-	VQ22*	
BCPR7EY-11	Q22PR-U11	IQ22	-	VQ22*	
BCPR7EY-N11	Q22PR-U11	IQ22	-	VQ22*	
BCPR8EVX11	IQ24	IQ24	-	-	IQ01-24/ IQ02-24
BCR8ES	IQ24	IQ24	-	-	IQ01-24/ IQ02-24
BCRE527Y	QJ16AR-U	-	-	-	
BCRE527Y11	QJ16AR-U11	-	-	-	
BE527Y11	J16A-U11	-	-	-	
BE529Y11	J16B-U11	-	-	-	

NGK	DENSO STANDARD	DENSO IRIIDIUM POWER	DENSO NICKEL TT	DENSO IRIIDIUM TT (*INDICATES IRIIDIUM TOUGH)	DENSO IRIIDIUM RACING
BK5E	K16P-U	IK16	K16TT	IK16TT	
BK5E11	K16P-U11	IK16	K16TT	IK16TT	
BK6E	K20P-U	IK20	K20TT	IK20TT	
BK6E11	K20PR-U11	IK20	K20TT	IK20TT	
BK7E11	K22PR-U11	IK22	-	VK22*	
BK7EK-N11	K22TM11	IK22	-	VK22*	
BKR4EIX	IK16	IK16	-	IK16TT	
BKR4ESA11	IK16	IK16	K16TT	IK16TT	
BKR5E	K16PR-U	IK16	K16TT	IK16TT	
BKR5E11	K16PR-U11	IK16	K16TT	IK16TT	
BKR5E11 (LPG)	K16PR-U11	-	K16TT	IK16TT	
BKR5E-E	K16PR-UR	IK16	K16TT	IK16TT	
BKR5EGP	IK16	IK16	-	IK16TT	
BKR5EIX	IK16	IK16	-	IK16TT	
BKR5EIX11	IK16	IK16	-	IK16TT	
BKR5EIX11P	VK16	IK16	-	IK16TT	
BKR5EIXP	VK16	IK16	-	IK16TT	
BKR5EK	K20TXR	IK20	K20TT	IK20TT	
BKR5EKB11	K16TR11	IK16	K16TT	IK16TT	
BKR5EKC	K16TNR-S9	IK16	K16TT	IK16TT	
BKR5EKP11	PK16TR11	IK16	-	IK16TT	
BKR5EKP13	PK16TR13	IK16	-	IK16TT	
BKR5EKE	K20TXR	IK20	K20TT	IK20TT	
BKR5EKUC	VKA16	-	-	VKA16*	
BKR5EKUD	VKA16	-	-	VKA16*	
BKR5EKUP	K20TXR	IK20	K20TT	IK20TT	
BKR5EN	K16PR-U	IK16	K16TT	IK16TT	
BKR5EN11	K16PR-L11	IK16	K16TT	IK16TT	
BKR5EP11	PK16R11	IK16	-	IK16TT	

NGK	DENSO STANDARD	DENSO IRIIDIUM POWER	DENSO NICKEL TT	DENSO IRIIDIUM TT (*INDICATES IRIIDIUM TOUGH)	DENSO IRIIDIUM RACING
BKR5EP8	PK16R8	IK16	-	IK16TT	
BKR5EQUPA	IK16	IK16	-	IK16TT	
BKR5ERX-11P	VFK16	IK16	-	IK16TT	
BKR5ERX-P	VFK16	IK16	-	IK16TT	
BKR5ES	K16PR-U	IK16	K16TT	IK16TT	
BKR5ES11	K16PR-U11	IK16	K16TT	IK16TT	
BKR5ESA-11	K16PR-U11	IK16	K16TT	IK16TT	
BKR5ETUA	VKA16	-	-	VKA16*	
BKR5EVX	IK16	IK16	-	IK16TT	
BKR5EVX11	IK16	IK16	-	IK16TT	
BKR5EVXA	IK16	IK16	-	IK16TT	
BKR5EVXA11	IK16	IK16	-	IK16TT	
BKR5EVXA13	IK16	IK16	-	IK16TT	
BKR5EY	K16R-U	IK16	K16TT	IK16TT	
BKR5EY11	K16R-U11	IK16	K16TT	IK16TT	
BKR5EYA	K16R-U	IK16	K16TT	IK16TT	
BKR5EYA (LPG)	VK20T	-	-	IK16TT	
BKR5EYA11	K16R-U11	IK16	K16TT	IK16TT	
BKR5EZ	K16PR-U	IK16	K16TT	IK16TT	
BKR6E	K20PR-U	IK20	K20TT	IK20TT	
BKR6E (LPG)	K20PR-U	-	K20TT	IK20TT	
BKR6E11	K20PR-U11	IK20	K20TT	IK20TT	
BKR6E8S	K20PR-U8S	IK20G	K20TT	IK20TT	
BKR6E9S	K20PR-U9S	IK20G	K20TT	IK20TT	
BKR6E-E	K20PR-UR	IK20	K20TT	IK20TT	
BKR6EGP	IK20	IK20	-	IK20TT	
BKR6E-H	-	-	-	-	
BKR6EIX	IK20	IK20	-	IK20TT	
BKR6EIX (LPG)	VK20T	-	-	IK20TT	

NGK	DENSO STANDARD	DENSO IRIIDIUM POWER	DENSO NICKEL TT	DENSO IRIIDIUM TT (*INDICATES IRIIDIUM TOUGH)	DENSO IRIIDIUM RACING
BKR6EIX11	IK20	IK20	-	IK20TT	
BKR6EIX11P	VK20	IK20	-	IK20TT	
BKR6EIX5 (LPG)	SK20R5	-	-	IK20TT	
BKR6EIXP	VK20Y	-	-	IK20TT	
BKR6EK	K20TXR	IK20	K20TT	IK20TT	
BKR6EKB11	K20TR11	IK20	K20TT	IK20TT	
BKR6EKC	K20TNR	IK20	K20TT	IK20TT	
BKR6EKC-N11	K20TNR	IK20	K20TT	IK20TT	
BKR6EKE	K20TXR	IK20	K20TT	IK20TT	
BKR6EKPA	PK20TR11	IK20	-	IK20TT	
BKR6EKPA	SK20PR-A8	IK20	-	IK20TT	
BKR6EKP11	PK20TR11	IK20	-	IK20TT	
BKR6EKEU	K20TXR	IK20	K20TT	IK20TT	
BKR6EKUB	K20TXR	IK20	K20TT	IK20TT	
BKR6EKUC	VKA20	-	-	VKA20*	
BKR6EKUD	VKA20	-	-	VKA20*	
BKR6EKUE	K20TXR	IK20	K20TT	IK20TT	
BKR6EN	K20PR-U	IK20	K20TT	IK20TT	
BKR6EN11	K20PR-L11	IK20	K20TT	IK20TT	
BKR6EP11	PK20R11	IK20	-	IK20TT	
BKR6EP13	PK20R13	IK20	-	IK20TT	
BKR6EP8	PK20R8	IK20	-	IK20TT	
BKR6EP8 (LPG)	VK20T	-	-	IK20TT	
BKR6EPA8	PK20GR8	-	-	VKA20*	
BKR6EP-N8	PK20R-P8	IK20	-	IK20TT	
BKR6EQU	K20TXR	IK20	K20TT	IK20TT	
BKR6EQUA	K20TXR	IK20	K20TT	IK20TT	
BKR6EQUB	K20TXR	IK20	K20TT	IK20TT	
BKR6EQUPE	K20TXR	IK20	K20TT	IK20TT	

NGK	DENSO STANDARD	DENSO IRIIDIUM POWER	DENSO NICKEL TT	DENSO IRIIDIUM TT (*INDICATES IRIIDIUM TOUGH)	DENSO IRIIDIUM RACING	NGK	DENSO STANDARD	DENSO IRIIDIUM POWER	DENSO NICKEL TT	DENSO IRIIDIUM TT (*INDICATES IRIIDIUM TOUGH)	DENSO IRIIDIUM RACING
BKR6EQUA	K20TXR	IK20	K20TT	IK20TT		BKR7EQU	K22TNR-S	IK22	-	VK22*	
BKR6ERX-11P	VFK20F	-	-	IK20TT		BKR7E-N11	K22PR-L11	IK22	-	VK22*	
BKR6ERX-P	VFK20F	-	-	IK20TT		BKR7EQU	IK22	IK22	-	VK22*	
BKR6ERX-PS	VFK20F	-	-	IK20TT		BKR7E511	K22PR-U11	IK22	-	VK22*	
BKR6E5	K20PR-U	IK20	K20TT	IK20TT		BKR7EVX	IK22	IK22	-	VK22*	
BKR6E511	K20PR-U11	IK20	K20TT	IK20TT		BKR7EVX11	IK22	IK22	-	VK22*	
BKR6ESZ-10	K20PR-U11	IK20	K20TT	IK20TT		BKR7EY	K22PR-U	IK22	-	VK22*	
BKR6ETA10	K20PBR	IK20	K20TT	IK20TT		BKR8E11	K24PR-U11	IK24	-	-	IK01-24/ IK02-24
BKR6ETP	SK20PR-A8	-	-	IK20TT		BKR8EIX	IK24	IK24	-	-	IK01-24/ IK02-24
BKR6ETUB	K20PBR-S10	IK20	K20TT	IK20TT		BKR9EIX	IK27	IK27	-	-	IK01-27/ IK02-27
BKR6ETUC	K20PBR-S10	IK20	K20TT	IK20TT		BKR-GAS (LPG)	VK20T	-	-	IK20TT	
BKR6EVX11	IK20	IK20	-	IK20TT		BKUR5EK9	K16TNR-S9	IK16	K16TT	IK16TT	
BKR6EVXA11	IK20	IK20	-	IK20TT		BKUR5ET	K16TNR-S9	IK16	K16TT	IK16TT	
BKR6EY	K20R-U	IK20	K20TT	IK20TT		BKUR5ET10	K16TNR-S9	IK16	K16TT	IK16TT	
BKR6EY11	K20R-U11	IK20	K20TT	IK20TT		BKUR5ETC10	K16TNR-S9	IK16	K16TT	IK16TT	
BKR6EYA	K20R-U	IK20	K20TT	IK20TT		BKUR5ETZ10	K16TNR-S9	IK16	K16TT	IK16TT	
BKR6EYA11	K20R-U11	IK20	K20TT	IK20TT		BKUR6E	K20PR-SU9	IK20	K20TT	IK20TT	
BKR6EZ	K20PR-U	IK20	K20TT	IK20TT		BKUR6EK	K20TNR-S	IK20	K20TT	IK20TT	
BKR6EZB	K20PR-U	IK20	K20TT	IK20TT		BKUR6EK9	K20TNR-S9	IK20	K20TT	IK20TT	
BKR7E	K22PR-U	IK22	-	VK22*		BKUR6ET	K20PBR-S10	IK20	K20TT	IK20TT	
BKR7E11	K22PR-U11	IK22	-	VK22*		BKUR6ET10	K20PBR-S10	IK20	K20TT	IK20TT	
BKR7E-E	K22PR-UR	IK22	-	VK22*		BKUR6ETB	K20PBR-S10	IK20	K20TT	IK20TT	
BKR7EIX	IK22	IK22	-	VK22*		BKUR7EK	K22TNR-S	IK22	-	VK22*	
BKR7EIX11	IK22	IK22	-	VK22*		BKUR7ET	K22PBR-S	IK22	-	VK22*	
BKR7EIX11PS	VK22G	IK22G	-	VK22G*		BL6H	-	-	-	-	
BKR7EIXP	VK22	IK22	-	VK22*		BM4A	W14M-U	-	-	-	
BKR7EKC	K22TNR-S	IK22	-	VK22*		BM6	W20M-U	-	-	-	
BKR7EKC-N	K22TMR11	IK22	-	VK22*		BM6A	W20M-U	-	-	-	
BKR7EK-N11	K22TMR11	IK22	-	VK22*		BM6F	T20M-U	-	-	-	

NGK	DENSO STANDARD	DENSO IRIIDIUM POWER	DENSO NICKEL TT	DENSO IRIIDIUM TT (*INDICATES IRIIDIUM TOUGH)	DENSO IRIIDIUM RACING
BM6FY	T20M-U	-	-	-	
BM7	W22M-U	-	-	-	
BM7A	W22M-U	-	-	-	
BM7F	T22M-U	-	-	-	
BMR2A	W9LMR-US	-	-	-	
BMR2A-10	W9LMR-US	-	-	-	
BMR4A	W14MR-U	-	-	-	
BMR6A	W20MR-U	-	-	-	
BMR6F	T20M-U	-	-	-	
BMR7A	W22M-U	-	-	-	
BP10EV	IW31	IW31	-	-	IW01-31/ IW06-31
BP10EVX	IW31	IW31	-	-	IW01-31/ IW06-31
BP2E	W9EP	-	-	-	
BP2E	W9EX-U	-	-	-	
BP2ES	W9EP	-	-	-	
BP2ES	W9EX-U	-	-	-	
BP2H	W9FP	-	-	-	
BP2HA	W9FP-UL	-	-	-	
BP2HS	W9FP-UL	-	-	-	
BP-4	W14PR-U	-	-	-	
BP4E	W14EX-U	IW16	W16TT	IW16TT	
BP4EA11	W14EX-U11	IW16	W16TT	IW16TT	
BP4EFS	T16EPR-U	IT16	T16TT	IT16TT	
BP4ES	W14EP-U	IW16	W16TT	IW16TT	
BP4ES11	W14EX-U11	IW16	W16TT	IW16TT	
BP4ES-L11	W14EX-U11	IW16	W16TT	IW16TT	
BP4EY	W14EX-U	IW16	W16TT	IW16TT	
BP4EY11	W14EX-U11	IW16	W16TT	IW16TT	
BP4FS	T14PR-U	ITF16	-	ITF16TT	

NGK	DENSO STANDARD	DENSO IRIIDIUM POWER	DENSO NICKEL TT	DENSO IRIIDIUM TT (*INDICATES IRIIDIUM TOUGH)	DENSO IRIIDIUM RACING
BP4H	W14FP-U	IWF16	-	-	
BP4HA	W14FP-UL	IWF16	-	-	
BP4HS	W14FP-UL	IWF16	-	-	
BP4HS10	W14FP-UL10	IWF16	-	-	
BP4HSA	W14FP-UL	IWF16	-	-	
BP5E	W16EP-U	IW16	W16TT	IW16TT	
BP5EA	W14EX-U	IW16	W16TT	IW16TT	
BP5EA11	W14EX-U11	IW16	W16TT	IW16TT	
BP5EA-L	W16EX-U	IW16	W16TT	IW16TT	
BP5EA-L11	W16EX-U11	IW16	W16TT	IW16TT	
BP5EFS	T16EPR-U	IT16	T16TT	IT16TT	
BP5EFS-13	T16EPR-U15	IT16	T16TT	IT16TT	
BP5EJ	J16AY	-	-	-	
BP5EK-A	W16ET-S	IW16	W16TT	IW16TT	
BP5EKN	W16ET-S	IW16	W16TT	IW16TT	
BP5ES	W16EX-U	IW16	W16TT	IW16TT	
BP5ES	W16EP-U	IW16	W16TT	IW16TT	
BP5ES11	W16EX-U11	IW16	W16TT	IW16TT	
BP5ES11	W16EP-U11	IW16	W16TT	IW16TT	
BP5ES11	W16EP11	IW16	W16TT	IW16TT	
BP5ES13	W16EX-U13	IW16	W16TT	IW16TT	
BP5ES-A	W16EX-U	IW16	W16TT	IW16TT	
BP5ES-A	W16EP-U	IW16	W16TT	IW16TT	
BP5ESZ	W16EP-U	IW16	W16TT	IW16TT	
BP5ET	W16EPB10	IW16	W16TT	IW16TT	
BP5ET10	W16EPB10	IW16	W16TT	IW16TT	
BP5EV	IW16	IW16	-	IW16TT	
BP5EVX	IW16	IW16	-	IW16TT	
BP5EVX11	IW16	IW16	-	IW16TT	

NGK	DENSO STANDARD	DENSO IRIIDIUM POWER	DENSO NICKEL TT	DENSO IRIIDIUM TT (*INDICATES IRIIDIUM TOUGH)	DENSO IRIIDIUM RACING
BP5EY	W16EX-U	IW16	W16TT	IW16TT	
BP5EY11	W16EX-U11	IW16	W16TT	IW16TT	
BP5FS	T16P-U	ITF16	-	ITF16TT	
BP5HA	W16FP-U	IWF16	-	-	
BP5HS	W16FP-U	IWF16	-	-	
BP5S	W16PR-U	-	-	-	
BP6E	W20EP-U	IW20	W20TT	IW20TT	
BP6EA	W20EX-U	IW20	W20TT	IW20TT	
BP6EA11	W20EX-U11	IW20	W20TT	IW20TT	
BP6EFS	T20EP-U	IT20	T20TT	IT20TT	
BP6EFS-13	T20EP-U15	IT20	T20TT	IT20TT	
BP6EK	W20ETR-L	IW20	W20TT	IW20TT	
BP6EK	W20ET-S	IW20	W20TT	IW20TT	
BP6EK-A	W20ET-S	IW20	W20TT	IW20TT	
BP6EKN	W20ETR-L	IW20	W20TT	IW20TT	
BP6EK-N	W20ET-S	IW20	W20TT	IW20TT	
BP6ES	W20EX-U	IW20	W20TT	IW20TT	
BP6ES	W20EP-U	IW20	W20TT	IW20TT	
BP6ES	W20EP	IW20	W20TT	IW20TT	
BP6ES11	W20EX-U11	IW20	W20TT	IW20TT	
BP6ES11	W20EP11	IW20	W20TT	IW20TT	
BP6ES13	W20EX-U13	IW20	W20TT	IW20TT	
BP6ESZ	W20EP-U	IW20	W20TT	IW20TT	
BP6ET	W20EPB	IW20	W20TT	IW20TT	
BP6EV	IW20	IW20	-	IW20TT	
BP6EVX	IW20	IW20	-	IW20TT	
BP6EVX11	IW20	IW20	-	IW20TT	
BP6EY	W20EX-U	IW20	W20TT	IW20TT	
BP6EY11	W20EX-U11	IW20	W20TT	IW20TT	

NGK	DENSO STANDARD	DENSO IRIIDIUM POWER	DENSO NICKEL TT	DENSO IRIIDIUM TT (*INDICATES IRIIDIUM TOUGH)	DENSO IRIIDIUM RACING
BP6FS	T20P-U	ITF20	-	ITF20TT	
BP6HS	W20FP-U	IWF20	WF20TT	-	
BP6HS10	W20FP-U10	IWF20	WF20TT	-	
BP6HSA	W20FR-L	IWF20	WF20TT	-	
BP6HV	IWF20	IWF20	WF20TT	-	
BP6HVX	IWF20	IWF20	WF20TT	-	
BP6S	W20PR-U	-	-	-	
BP7E	W22EP-U	IW22	W22TT	VW22*	
BP7EFS	T22EP-U	IT22	-	-	
BP7EFVX	IT22	IT22	-	-	
BP7EK-N	W22ETR-L	IW22	W22TT	VW22*	
BP7ES	W22EP-U	IW22	W22TT	VW22*	
BP7ES11	W22EP-U11	IW22	W22TT	VW22*	
BP7ES11	W22EP11	IW22	W22TT	VW22*	
BP7ET	W22EPB	IW22	W22TT	VW22*	
BP7EV	IW22	IW22	-	VW22*	
BP7EVX	IW22	IW22	-	VW22*	
BP7EVX11	IW22	IW22	-	VW22*	
BP7EY	W22EP-U	IW22	W22TT	VW22*	
BP7HS	W22FP-U	IWF22	-	-	
BP7HS10	W22FP-U10	IWF22	-	-	
BP7HV	IWF22	IWF22	-	-	
BP7HVX	IWF22	IWF22	-	-	
BP8ES	W24EP-U	IW24	-	-	IW01-24
BP8EV	IW24	IW24	-	-	IW01-24
BP8EVX	IW24	IW24	-	-	IW01-24
BP8H-N10	W24FPR-U10	IWF24	-	-	
BP8HS	W24FP-U	IWF24	-	-	
BP8HS-10	W24FPR-U10	IWF24	-	-	

NGK	DENSO STANDARD	DENSO IRIIDIUM POWER	DENSO NICKEL TT	DENSO IRIIDIUM TT (*INDICATES IRIIDIUM TOUGH)	DENSO IRIIDIUM RACING
BP8HS-15	W24FPR-U10	IWF24	-	-	
BP8HSA	W24FR-L	IWF24	-	-	
BP8HS-N10	W24FP-U	IWF24	-	-	
BP9ES	W27ES-U	IW27	-	-	IW01-27/ IW06-27
BP9EV	IW27	IW27	-	-	IW01-27/ IW06-27
BP9EVX	IW27	IW27	-	-	IW01-27/ IW06-27
BP9HS	W27FS-U	IWF27	-	-	
BP9HVX	IWF27	IWF27	-	-	
BPM4A	W14MP-U10	-	-	-	
BPM4A10	W14MP-U10	-	-	-	
BPM6A	W20MP-U	-	-	-	
BPM6A10	W20MP-U10	-	-	-	
BPM6F	T20MP-U	-	-	-	
BPM6Y	W20MP-U	-	-	-	
BPM7A	W22MP-U	-	-	-	
BPM7F	T22MP-U	-	-	-	
BPM7Y	W22MP-U	-	-	-	
BPM8Y	-	-	-	-	
BPMR4A	W14MPR-U10	-	-	-	
BPMR4A10	W14MPR-U10	-	-	-	
BPMR6A	W20MPR-U10	-	-	-	
BPMR6A10	W20MPR-U10	-	-	-	
BPMR6F	T20MP-U	-	-	-	
BPMR7A	W22MPR-U	-	-	-	
BPMR8Y	-	-	-	-	
BPR10EV	IW31	IW31	-	-	IW01-31/ IW06-31
BPR10EVX	IW31	IW31	-	-	IW01-31/ IW06-31
BPR2E	W9EXR-U	-	-	-	
BPR2ES	W9EXR-U	-	-	-	

NGK	DENSO STANDARD	DENSO IRIIDIUM POWER	DENSO NICKEL TT	DENSO IRIIDIUM TT (*INDICATES IRIIDIUM TOUGH)	DENSO IRIIDIUM RACING
BPR2HS	W9FP-UL	-	-	-	
BPR4EFS	IT16	IT16	T16TT	IT16TT	
BPR4ES	W14EXR-U	IW16	W16TT	IW16TT	
BPR4ES	W14EPR-U	IW16	W16TT	IW16TT	
BPR4ES11	W14EXR-U11	IW16	W16TT	IW16TT	
BPR4ES13	W14EXR-U13	IW16	W16TT	IW16TT	
BPR4ES-L11	W14EXR-U11	IW16	W16TT	IW16TT	
BPR4EY	W14EXR-U	IW16	W16TT	IW16TT	
BPR4EY11	W14EXR-U11	IW16	W16TT	IW16TT	
BPR4FS	T14PR-U	ITF16	-	ITF16TT	
BPR4FS11	T14PR-U15	ITF16	-	ITF16TT	
BPR4FS15	T14PR-U15	ITF16	-	ITF16TT	
BPR4H	W14FPR-UL	IWF16	-	-	
BPR4HS	W14FPR-UL	IWF16	-	-	
BPR4HS10	W14FPR-UL10	IWF16	-	-	
BPR4HSA	W14FPR-UL	IWF16	-	-	
BPR4S	W14PR-U	-	-	-	
BPR5E	W16EPR-U	IW16	W16TT	IW16TT	
BPR5E11	W16EPR-U11	IW16	W16TT	IW16TT	
BPR5EA	W14EXR-U	IW16	W16TT	IW16TT	
BPR5EA-11	W14EXR-U11	IW16	W16TT	IW16TT	
BPR5EA-L	W16EXR-U	IW16	W16TT	IW16TT	
BPR5EA-L11	W16EXR-U11	IW16	W16TT	IW16TT	
BPR5EF	T16EPR-U	IT16	T16TT	IT16TT	
BPR5EFIX13P	VT16	IT16	-	IT16TT	
BPR5EFS	T16EPR-U	IT16	T16TT	IT16TT	
BPR5EFS13	T16EPR-U15	IT16	T16TT	IT16TT	
BPR5EFVX	IT16	IT16	-	IT16TT	
BPR5EGP	IW16	IW16	-	IW16TT	

NGK	DENSO STANDARD	DENSO IRIIDIUM POWER	DENSO NICKEL TT	DENSO IRIIDIUM TT (*INDICATES IRIIDIUM TOUGH)	DENSO IRIIDIUM RACING
BPRSEIX	IW16	IW16	-	IW16TT	
BPRSEIX11	IW16	IW16	-	IW16TT	
BPRSEIX11-P	VW16	IW16	-	IW16TT	
BPRSEIX-P	VW16	IW16	-	IW16TT	
BPRSEJ	J16AYR	-	-	-	
BPRSEK-A	W16ETR-S	IW16	W16TT	IW16TT	
BPRSEKU	W16ETR-S	IW16	W16TT	IW16TT	
BPRSEP11	P16R	IW16	-	IW16TT	
BPRSEP11 (LPG)	P16R	-	-	IW20TT	
BPRSEP13	P16R13	IW16	-	IW16TT	
BPRSES	W16EXR-U	IW16	W16TT	IW16TT	
BPRSES	W16EPR-U	IW16	W16TT	IW16TT	
BPRSES11	W16EXR-U11	IW16	W16TT	IW16TT	
BPRSES11	W16EPR-U11	IW16	W16TT	IW16TT	
BPRSES11	W16EPR11	IW16	W16TT	IW16TT	
BPRSES13	W16EXR-U13	IW16	W16TT	IW16TT	
BPRSES-A	W16EXR-U	IW16	W16TT	IW16TT	
BPRSESH	W16EPR11	IW16	W16TT	IW16TT	
BPRSEV	IW16	IW16	-	IW16TT	
BPRSEVX	IW16	IW16	-	IW16TT	
BPRSEVX11	IW16	IW16	-	IW16TT	
BPRSEY	W16EXR-U	IW16	W16TT	IW16TT	
BPRSEY11	W16EXR-U11	IW16	W16TT	IW16TT	
BPRSF5	T16PR-U	ITF16	-	ITF16TT	
BPRSF511	T16PR-U11	ITF16	-	ITF16TT	
BPRSF515	T16PR-U15	ITF16	-	ITF16TT	
BPRSH5	W16FPR-U	IWF16	-	-	
BPR6E	W20EPR-U	IW20	W20TT	IW20TT	
BPR6EF	T20EPR-U	IT20	T20TT	IT20TT	

NGK	DENSO STANDARD	DENSO IRIIDIUM POWER	DENSO NICKEL TT	DENSO IRIIDIUM TT (*INDICATES IRIIDIUM TOUGH)	DENSO IRIIDIUM RACING
BPR6EF11	T20EPR-U	IT20	T20TT	IT20TT	
BPR6EF13	T20EPR-U15	IT20	T20TT	IT20TT	
BPR6EFIX10	IT20	IT20	-	IT20TT	
BPR6EFIX13P	VT20	IT20	-	IT20TT	
BPR6EFS	T20EPR-U	IT20	T20TT	IT20TT	
BPR6EFS13	T20EPR-U15	IT20	T20TT	IT20TT	
BPR6EFS15	T20EPR-U15	IT20	T20TT	IT20TT	
BPR6EGP	IW20	IW20	-	IW20TT	
BPR6EIX	IW20	IW20	-	IW20TT	
BPR6EIX (LPG)	VW20T	-	-	IW20TT	
BPR6EIX11	IW20	IW20	-	IW20TT	
BPR6EIX11-P	VW20	IW20	-	IW20TT	
BPR6EIX-P	VW20	IW20	-	IW20TT	
BPR6EKA	W20ET-S	IW20	W20TT	IW20TT	
BPR6EK-N	W20ETR-L	IW20	W20TT	IW20TT	
BPR6EP11	VW20	IW20	-	IW20TT	
BPR6EP8	VW20	IW20	-	IW20TT	
BPR6EP8 (LPG)	VW20T	-	-	IW20TT	
BPR6ES	W20EXR-U	IW20	W20TT	IW20TT	
BPR6ES	W20EPR-U	IW20	W20TT	IW20TT	
BPR6ES11	W20EPR-U11	IW20	W20TT	IW20TT	
BPR6ES11	W20EPX-U11	IW20	W20TT	IW20TT	
BPR6ES11	W20EPR11	IW20	W20TT	IW20TT	
BPR6ES-13	W20EXR-U13	IW20	W20TT	IW20TT	
BPR6EV	IW20	IW20	-	IW20TT	
BPR6EVX	IW20	IW20	-	IW20TT	
BPR6EVX11	IW20	IW20	-	IW20TT	
BPR6EY	W20EXR-U	IW20	W20TT	IW20TT	
BPR6EY11	W20EXR-U11	IW20	W20TT	IW20TT	

NGK	DENSO STANDARD	DENSO IRIIDIUM POWER	DENSO NICKEL TT	DENSO IRIIDIUM TT (*INDICATES IRIIDIUM TOUGH)	DENSO IRIIDIUM RACING
BPR6EYZ	W20EXR-U	IW20	W20TT	IW20TT	
BPR6FS	T20PR-U	ITF20	-	ITF20TT	
BPR6HIX	IWF20	IWF20	-	-	
BPR6HS	W20FPR-U	IWF20	WF20TT	-	
BPR6HS10	W20FPR-U10	IWF20	WF20TT	-	
BPR6HSA	W20FR-L	IWF20	WF20TT	-	
BPR6HVX	IWF20	IWF20	WF20TT	-	
BPR7E	W22EPR-U	IW22	W22TT	VW22*	
BPR7EIX	IW22	IW22	-	VW22*	
BPR7EK-N	W22ETR-L8	IW22	W22TT	VW22*	
BPR7ES	W22EPR-U	IW22	W22TT	VW22*	
BPR7ES11	W22EPR-U11	IW22	W22TT	VW22*	
BPR7EV	IW22	IW22	-	VW22*	
BPR7EVX	IW22	IW22	-	VW22*	
BPR7EVX11	IW22	IW22	-	VW22*	
BPR7EY	W22EPR-U	IW22	W22TT	VW22*	
BPR7EY-11	W22EPR-U11	IW22	W22TT	VW22*	
BPR7HIX	IWF22	IWF22	-	-	
BPR7HS	W22FPR-U	IWF22	-	-	
BPR7HS-10	W22FPR-U	IWF22	-	-	
BPR7HVX	IWF22	IWF22	-	-	
BPR8EIX	IW24	IW24	-	-	IW01-24
BPR8ES	W24EPR-U	IW24	-	-	IW01-24
BPR8EV	IW24	IW24	-	-	IW01-24
BPR8EVX	IW24	IW24	-	-	IW01-24
BPR8HIX	IWF24	IWF24	-	-	
BPR8HS	W24FPR	IWF24	-	-	
BPR8HSA	W24FR-L	IWF24	-	-	
BPR9EIX	IW27	IW27	-	-	IW01-27/ IW06-27

NGK	DENSO STANDARD	DENSO IRIIDIUM POWER	DENSO NICKEL TT	DENSO IRIIDIUM TT (*INDICATES IRIIDIUM TOUGH)	DENSO IRIIDIUM RACING
BPR9ES	W27ESR-U	IW27	-	-	IW01-27/ IW06-27
BPR9ES	W27ESR	IW27	-	-	IW01-27/ IW06-27
BPR9EV	IW27	IW27	-	-	IW01-27/ IW06-27
BPR9EVX	IW27	IW27	-	-	IW01-27/ IW06-27
BPR-GAS (LPG)	VW20T	-	-	IW20TT	
BPZ7HS10	W22FPR-U	IWF22	-	-	
BPZ8H-N10	W24FPR-U10	IWF24	-	-	
BPZ8HS10	W24FPR-U10	IWF24	-	-	
BPZ8HS15	W24FPR-U10	IWF24	-	-	
BR10ECM	IWM31	IWM31	-	-	IWM01-31
BR10ECMIX	IWM31	IWM31	-	-	IWM01-31
BR10ECMVX	IWM31	IWM31	-	-	IWM01-31
BR10ECS	W31ESR-U	IW31	-	-	IW01-31/ IW06-31
BR10EG	IW31	IW31	-	-	IW01-31/ IW06-31
BR10EGV	IW31	IW31	-	-	IW01-31/ IW06-31
BR10EIX	IW31	IW31	-	-	IW01-31/ IW06-31
BR10ES	W31ESR-U	IW31	-	-	IW01-31/ IW06-31
BR10ET	IRE01-27	-	-	-	IRE01-27
BR10ET	W29EBR	-	-	-	IRE01-27
BR10EV	IW31	IW31	-	-	IW01-31/ IW06-31
BR10EYA	W31ESR-U	IW31	-	-	IW01-31/ IW06-31
BR10HIX	-	-	-	-	
BR2LM	W9LMR-US	-	-	-	
BR4ES	W14E	-	-	-	
BR4HS	W14FR-U	-	-	-	
BR4HSA	W14FR-L	IWF16	-	-	
BR4LM	W14LM-U	-	-	-	
BR5EF	T16EPR-U	IT16	T16TT	IT16TT	
BR5ES	W16ESR-U	-	-	-	

NGK	DENSO STANDARD	DENSO IRIIDIUM POWER	DENSO NICKEL TT	DENSO IRIIDIUM TT (*INDICATES IRIIDIUM TOUGH)	DENSO IRIIDIUM RACING
BR5ES11	W16ESR-U	-	-	-	
BR5FS	T16R-U	-	-	-	
BR5FS15	T16R-U15	-	-	-	
BR5HS	W16FSR	-	-	-	
BR6EB11	W20EKR-S11	IW20	W20TT	IW20TT	
BR6EBL	W20EKR-S11	IW20	W20TT	IW20TT	
BR6EB-L11	W20EKR-S11	IW20	W20TT	IW20TT	
BR6EM	W20EAR	-	-	-	
BR6ES	W20ESR-U	-	-	-	
BR6ES11	W20ESR-U	-	-	-	
BR6FS15	T20R-U	-	-	-	
BR6FVX	-	-	-	-	
BR6HIX	IWF22	IWF22	-	-	
BR6HS	W20FSR-U	IWF22	-	-	
BR6HS10	W20FSR-U	IWF22	-	-	
BR6HSA	W20FR-L	IWF20	WF20TT	-	
BR6S	W20SR-U	-	-	-	
BR7EF	T22EP-U	IT22	-	-	
BR7EFS	T22EP-U	IT22	-	-	
BR7EM	W22EBR	-	-	-	
BR7EQ	IRE01-27	-	-	-	IRE01-27
BR7EQ	W25EDR14	-	-	-	IRE01-27
BR7EQ14	IRE01-27	-	-	-	IRE01-27
BR7EQ14	W25EDR14	-	-	-	IRE01-27
BR7ES	W22ESR-U	-	-	-	
BR7ES11	W22ESR-U	-	-	-	
BR7HIX	IWF22	IWF22	-	-	
BR7HS	W22FSR	IWF22	-	-	
BR7HS10	W22FSR	IWF22	-	-	

NGK	DENSO STANDARD	DENSO IRIIDIUM POWER	DENSO NICKEL TT	DENSO IRIIDIUM TT (*INDICATES IRIIDIUM TOUGH)	DENSO IRIIDIUM RACING
BR8ECM	W24EMR-C	IWM24	-	-	
BR8ECMIX	IWM24	IWM24	-	-	
BR8ECS	W24ESR-U	IW24	-	-	IW01-24
BR8ECSIX	IW01-24	IW24	-	-	IW01-24
BR8EG	W24ESR-V	IW24	-	-	IW01-24
BR8EIX	IW24	IW24	-	-	IW01-24
BR8EQ	IRE01-27	-	-	-	IRE01-27
BR8EQ	W25EDR14	-	-	-	IRE01-27
BR8EQ14	IRE01-27	-	-	-	IRE01-27
BR8EQ14	W25EDR14	-	-	-	IRE01-27
BR8ES	W24ESR-U	IW24	-	-	IW01-24
BR8ES	W24ESR	IW24	-	-	IW01-24
BR8ES-11	W24ESR-U	IW24	-	-	IW01-24
BR8ET	IRE01-27	-	-	-	IRE01-27
BR8EV	IW24	IW24	-	-	IW01-24
BR8EVX	IW24	IW24	-	-	IW01-24
BR8HCS10	W24FSR-U10	IWF24	-	-	
BR8HIX	IWF24	IWF24	-	-	
BR8HS	W24FSR	IWF24	-	-	
BR8HS10	W24FSR-U10	IWF24	-	-	
BR8HSA	W24FR-L	IWF24	-	-	
BR8HV	IWF24	IWF24	-	-	
BR8HVX	IWF24	IWF24	-	-	
BR9ECM	W27EMR-C	IWM27	-	-	IWM01-29
BR9ECMIX	IWM27	IWM27	-	-	
BR9ECMVX	IWM27	IWM27	-	-	
BR9ECS	W27ESR-U	IW27	-	-	IW01-27/ IW06-27
BR9ECS	W27ESR	IW27	-	-	IW01-27/ IW06-27
BR9ECSIX	IW01-27	IW27	-	-	IW01-27/ IW06-27

NGK	DENSO STANDARD	DENSO IRIIDIUM POWER	DENSO NICKEL TT	DENSO IRIIDIUM TT (*INDICATES IRIIDIUM TOUGH)	DENSO IRIIDIUM RACING
BR9ECSIXS	IW01-27	IW27	-	-	IW01-27/ IW06-27
BR9EG	W27ESR-V	IW27	-	-	IW01-27/ IW06-27
BR9EG-N8	W27ESR-V	IW27	-	-	IW01-27/ IW06-27
BR9EGV	IW27	IW27	-	-	IW01-27/ IW06-27
BR9EIX	IW27	IW27	-	-	IW01-27/ IW06-27
BR9EQ14	IRE01-27	-	-	-	IRE01-27
BR9EQ14	W27EDR14	-	-	-	IRE01-27
BR9ER	-	-	-	-	
BR9ES	W27ESR-U	IW27	-	-	IW01-27/ IW06-27
BR9ES	W27ESR	IW27	-	-	IW01-27/ IW06-27
BR9ET	IRE01-27	-	-	-	IRE01-27
BR9ET	W27EBR	-	-	-	IRE01-27
BR9EV	IW27	IW27	-	-	IW01-27/ IW06-27
BR9EVX	IW27	IW27	-	-	IW01-27/ IW06-27
BR9EYA	W27ESR-U	IW27	-	-	IW01-27/ IW06-27
BR9EYA	W27ESR	IW27	-	-	IW01-27/ IW06-27
BR9HIX	IWF27	IWF27	-	-	
BR9HS	W27FSR	IWF27	-	-	
BR9HS10	W27FSR-U10	IWF27	-	-	
BRE527Y11	J16AR-U11	-	-	-	
BRE529Y11	J16BR-U11	-	-	-	
BU6EA11	W20EP-S11	IW20	W20TT	IW20TT	
BU6EFSZ	T20EP-U	IT20	T20TT	IT20TT	
BU7EA11	W22EP-S11	IW22	W22TT	VW22*	
BU8H	W24FS-U	IWF24	-	-	
BUE	-	-	-	-	
BUH	SF50	-	-	-	
BUHW	SF50	-	-	-	
BUHXW-1	-	-	-	-	

NGK	DENSO STANDARD	DENSO IRIIDIUM POWER	DENSO NICKEL TT	DENSO IRIIDIUM TT (*INDICATES IRIIDIUM TOUGH)	DENSO IRIIDIUM RACING
BUR5EB11	W16EKR-S11	IW16	W16TT	IW16TT	
BUR5ET	W20EPBR-S	IW20	W20TT	IW20TT	
BUR5ET10	W20EPBR-S	IW20	W20TT	IW20TT	
BUR5ETB-10	W20EPBR-S	IW20	W20TT	IW20TT	
BUR6EA11	W20EPR-S11	IW20	W20TT	IW20TT	
BUR6EB11	W20EKR-S11	IW20	W20TT	IW20TT	
BUR6EFSZ	T20EPR-U	IT20	T20TT	IT20TT	
BUR6EQP	-	-	-	-	
BUR6ET	W20EPBR-S	IW20	W20TT	IW20TT	
BUR7EA11	W22EP-S11	IW22	W22TT	VW22*	
BUR7EB11	W22EP-S11	IW22	W22TT	VW22*	
BUR7EQ	IRE01-27	-	-	-	IRE01-27
BUR7EQP	IRE01-27	-	-	-	IRE01-27
BUR8EQP	IRE01-27	-	-	-	IRE01-27
BUR9EQ	IRE01-27	-	-	-	IRE01-27
BUR9EQP	IRE01-27	-	-	-	IRE01-27
BUZ8H	W24FS-U	IWF24	-	-	
BUZHW	SF50	-	-	-	
BUZW	-	-	-	-	
BZ7HS-10	W22FSR	IWF22	-	-	
C10H	IU31A	IU31A	-	-	IU01-31/ RU01-31
C2H	-	-	-	-	
C4HSB	U14FS-UB	IUF14-UB	-	-	
C50	-	-	-	-	
C5HA	U16FS-U	-	-	-	
C5HSA	U16FS-U	-	-	-	
C5HSB	U16FS-UB	-	-	-	
C6HA	U20FS-U	IUF22	-	-	
C6HSA	U20FS-U	IUF22	-	-	

NGK	DENSO STANDARD	DENSO IRIIDIUM POWER	DENSO NICKEL TT	DENSO IRIIDIUM TT (*INDICATES IRIIDIUM TOUGH)	DENSO IRIIDIUM RACING
C7E	U22ES-N	IU22	-	-	
C7HA	U22FS-U	IUF22	-	-	
C7HSA	U22FS-U	IUF22	-	-	
C7HV	IUF22	IUF22	-	-	
C7HVX	IUF22	IUF22	-	-	
C7HW	U22FS-U	IUF22	-	-	
C8E	U24ES-N	IU24	-	-	IU01-24
C8EH9	U24FE9	IUH24	-	-	IU01-24
C8EHVX-9	IUH24	IUH24	-	-	IU01-24
C8EVX	IU24	IU24	-	-	IU01-24
C8HA	U24FS-U	IUF24	-	-	
C8HSA	U24FS-U	IUF24	-	-	
C8HV	IUF24	IUF24	-	-	
C8HVX	IUF24	IUF24	-	-	
C9E	U27ES-N	IU27	-	-	IU01-27/ RU01-27
C9EH9	U27FER9	IUH27	-	-	IU01-27/ RU01-27
C9EHVX9	IUH27	IUH27	-	-	IU01-27/ RU01-27
C9EVX	IU27	IU27	-	-	IU01-27/ RU01-27
C9H	-	-	-	-	
CM4H	-	-	-	-	
CM6	-	-	-	-	
CMR4A	-	-	-	-	
CMR4H	-	-	-	-	
CMR5H	-	-	-	-	
CMR6A	-	-	-	-	
CMR6H	-	-	-	-	
CMR7A	-	-	-	-	
CMR7H	-	-	-	-	
CPR6EA9	U20EPR9	IU20	-	-	

NGK	DENSO STANDARD	DENSO IRIIDIUM POWER	DENSO NICKEL TT	DENSO IRIIDIUM TT (*INDICATES IRIIDIUM TOUGH)	DENSO IRIIDIUM RACING
CPR6EA9S	U20EPR9	IU20	-	-	
CPR6EB9	IU20	IU20	-	-	
CPR7EA9	U22EPR9	IU22D	-	-	
CPR7EAIX9	IU22D	IU22D	-	-	
CPR8E	N24EXRB	IU24D	-	-	IU01-24
CPR8EA9	U24EPR9	IU24D	-	-	IU01-24
CPR8EB9	IU24D	IU24D	-	-	
CPR9EA9	IU27D	IU27D	-	-	IU01-27/ RU01-27
CPR9EB9	IU27D	IU27D	-	-	IU01-27/ RU01-27
CR10E	U31ESR-N	IU31	-	-	IU01-31/ RU01-31
CR10EIA9	IU31	IU31	-	-	
CR10EK	U31ETR	IU31A	-	-	IU01-31/ RU01-31
CR4HSA	-	-	-	-	
CR4HSB	U14FSR-UB	IUF14-UB	-	-	
CR5EH9	U16FER9	-	-	-	
CR5HIX	-	-	-	-	
CR5HS	U16FSR-U	-	-	-	
CR5HSA	U16FSR-U	-	-	-	
CR5HSB	U16FSR-UB	-	-	-	
CR6E	U20ESR-N	IU20	-	-	
CR6EH9	-	-	-	-	
CR6EIA9	IU20	IU20	-	-	
CR6HIX	IUF22	IUF22	-	-	
CR6HS	U20FSR-U	IUF22	-	-	
CR6HSA	U20FSR-U	IUF22	-	-	
CR7E	U22ESR-N	IU22	-	-	
CR7EB	IU22	IU22	-	-	
CR7EH9	U22FER9	-	-	-	
CR7EIA9	IU22D	IU22D	-	-	

NGK	DENSO STANDARD	DENSO IRIIDIUM POWER	DENSO NICKEL TT	DENSO IRIIDIUM TT (*INDICATES IRIIDIUM TOUGH)	DENSO IRIIDIUM RACING
CR7EIX	IU22	IU22	-	-	
CR7EK	U22ETR	IU22	-	-	
CR7EKB	IU22	IU22	-	-	IU01-24
CR7HIX	IUF22	IUF22	-	-	
CR7HS	U22FSR-U	IUF22	-	-	
CR7HSA	U22FSR-U	IUF22	-	-	
CR7HSA9	U22FSR-U	IUF22	-	-	
CR8E	U24ESR-N	IU24	-	-	IU01-24
CR8EB	U24ESR-NB	IU24	-	-	IU01-24
CR8EH9	U24FER9	IUH24	-	-	IU01-24
CR8EH9S	U24FER9S	IUH24	-	-	IU01-24
CR8EHIX9	IUH24	IUH24	-	-	IU01-24
CR8EHVX9	IUH24	IUH24	-	-	IU01-24
CR8EIA	IU24	IU24	-	-	IU01-24
CR8EIB	IU24	IU24	-	-	IU01-24
CR8EIB10	IU24	IU24	-	-	IU01-24
CR8EIX	IU24	IU24	-	-	IU01-24
CR8EK	U24ETR	IU24A	-	-	IU01-24
CR8EKB	IU24A	IU24A	-	-	IU01-24
CR8EKPA	IU24A	IU24A	-	-	IU01-24
CR8EVX	IU24	IU24	-	-	IU01-24
CR8HIX	IUF24	IUF24	-	-	
CR8HS	U24FSR-U	IUF24	-	-	
CR8HSA	U24FSR-U	IUF24	-	-	
CR8HVX	IUF24	IUF24	-	-	
CR9E	U27ESR-N	IU27	-	-	IU01-27/ RU01-27
CR9EB	U27ESR-NB	IU27	-	-	IU01-27/ RU01-27
CR9EH9	U27FER9	IUH27	-	-	IU01-27/ RU01-27
CR9EH9S	IUH27	IUH27	-	-	IU01-27/ RU01-27

NGK	DENSO STANDARD	DENSO IRIIDIUM POWER	DENSO NICKEL TT	DENSO IRIIDIUM TT (*INDICATES IRIIDIUM TOUGH)	DENSO IRIIDIUM RACING
CR9EHIX9	IUH27	IUH27	-	-	IU01-27/ RU01-27
CR9EHVX9	IUH27	IUH27	-	-	IU01-27/ RU01-27
CR9EIA9	IU27D	IU27D	-	-	IU01-27/ RU01-27
CR9EIX	IU27	IU27	-	-	IU01-27/ RU01-27
CR9EK	U27ETR	IU27A	-	-	IU01-27/ RU01-27
CR9EKB	IU27A	IU27A	-	-	IU01-27/ RU01-27
CR9EKPA	IU27A	IU27A	-	-	IU01-27/ RU01-27
CR9EVX	IU27	IU27	-	-	IU01-27/ RU01-27
CS2 (BM6A)	W20M-U	-	-	-	
CS4 (B4LM)	W14LM-U	-	-	-	
CS5 (BM4A)	W14M-U	-	-	-	
CY51	-	-	-	-	
D10EA	X31ESR-U	-	-	-	IXU01-31
D10H	-	-	-	-	
D10HS	-	-	-	-	
D5HS	X16FSR-U	-	-	-	
D6EA	X20ES-U	-	-	-	
D6HA	X20FSR-U	-	-	-	
D6HW	X20FSR-U	-	-	-	
D7EA	X22ES-U	IX22	-	-	
D7ES	-	-	-	-	
D7EV	IX22	IX22	-	-	
D7EVX	IX22	IX22	-	-	
D8EA	X24ES-U	IX24	-	-	IXU01-24
D8ESL	X24ES-U	IX24	-	-	IXU01-24
D8EV	IX24	IX24	-	-	IXU01-24
D8EVX	IX24	IX24	-	-	IXU01-24
D8HA	X24FS-U	-	-	-	
D9EA	X27ES-U	IX27	-	-	IXU01-27

NGK	DENSO STANDARD	DENSO IRIIDIUM POWER	DENSO NICKEL TT	DENSO IRIIDIUM TT (*INDICATES IRIIDIUM TOUGH)	DENSO IRIIDIUM RACING
D9EV	IX27	IX27	-	-	IXU01-27
D9EVX	IX27	IX27	-	-	IXU01-27
D9H	-	-	-	-	
DCP6E	XU20EPR-U	IXU22	XU22TT	VXU20*	
DCP7E	XU22EP-U	IXU22	XU22TT	VXU22*	
DCP7EVX	IXU22	IXU22	-	VXU22*	
DCP8E	XU24EP (R)-U	IXU24	-	VXU24*	IXU01-24
DCP8EVX	IXU24	IXU24	-	VXU24*	IXU01-24
DCPR6E	XU20EPR-U	IXU22	XU22TT	VXU20*	
DCPR6EIX	IXU22	IXU22	-	VXU20*	
DCPR7E	XU22EPR-U	IXU22	XU22TT	VXU22*	
DCPR7EA9	XU22PR9	IXU22	XU22TT	VXU22*	
DCPR7EGP	IXU22	IXU22	-	VXU22*	
DCPR7EIX	IXU22	IXU22	-	VXU22*	
DCPR7EIXP	VXU22	IXU22	-	VXU22*	
DCPR7E-N	XU22EPR-U	IXU22	XU22TT	VXU22*	
DCPR7E-N10	XU22EPR-U	IXU22	XU22TT	VXU22*	
DCPR7ERX-P	IXU22	IXU22	-	VXU22*	
DCPR7EVX	IXU22	IXU22	-	VXU22*	
DCPR8E	XU24EPR-U	IXU24	-	VXU24*	IXU01-24
DCPR8EIX	IXU24	IXU24	-	VXU24*	IXU01-24
DCPR8EKC	XU24EPR-U	IXU24	-	VXU24*	IXU01-24
DCPR8EKP	IXU24	IXU24	-	VXU24*	IXU01-24
DCPR8EN	XU24EPR-U	IXU24	-	VXU24*	IXU01-24
DCPR8EVX	IXU24	IXU24	-	VXU24*	IXU01-24
DCPR9E	XU27EPR-U	IXU27	-	-	IXU01-27
DCPR9EIX	IXU27	IXU27	-	-	IXU01-27
DCPR9EVX	IXU27	IXU27	-	-	IXU01-27
DCR7EIX	IXU22	IXU22	-	VXU22*	

NGK	DENSO STANDARD	DENSO IRIIDIUM POWER	DENSO NICKEL TT	DENSO IRIIDIUM TT (*INDICATES IRIIDIUM TOUGH)	DENSO IRIIDIUM RACING
DCR8EIX	IXU24	IXU24	-	VXU24*	IXU01-24
DCR9EIX	IXU27	IXU27	-	-	IXU01-27
DF5A11A	VFK16	-	-	IK16TT	
DF5B11A	FK16HR11	-	-	IKH16TT	
DF6H11A	FXE20HE11	-	-	IXEH20ETT	
DF6H11B	FXE20HR11	-	-	IXEH20TT	
DF7H11B	FXE22HR11	-	-	IXEH22TT	
DF8H11B	FXE24HR11	-	-	-	
DFH6B11A	FK20HBR11	-	-	IKBH20TT	
DIFR5C11	-	-	-	-	
DIFR5E11	VFK16	-	-	IK16TT	
DIFR6A13G	DK20PR-D13	-	-	IK20TT	
DIFR6C11	VFK20F	-	-	IK20TT	
DIFR6D13	VFK20F	-	-	IK20TT	
DILFR5A	VFKH16	-	-	IKH16TT	
DILFR5A11	FK16HR11	-	-	IKH16TT	
DILFR5A11D	FK16HR11	-	-	IKH16TT	
DILFR5E11	FK16HR11	-	-	IKH16TT	
DILFR6A11	VFKH20	-	-	IKH20TT	
DILFR6D11	FK20HR11	-	-	IKH20TT	
DILFR6F11G	VFKH20	-	-	IKH20TT	
DILFR6J11	VFKH20	-	-	IKH20TT	
DILFR7B10G	-	-	-	-	
DILKAR6A11	FXE20HR11	-	-	IXEH20TT	
DILKAR7B11	VFXEH22	-	-	IXEH22TT	
DILKAR7C9H	-	-	-	-	
DILKAR7D11H	-	-	-	-	
DILKAR7E9HS	-	-	-	-	
DILKAR7F8	FC20HPR8	-	-	IXEH22TT	

NGK	DENSO STANDARD	DENSO IRIIDIUM POWER	DENSO NICKEL TT	DENSO IRIIDIUM TT (*INDICATES IRIIDIUM TOUGH)	DENSO IRIIDIUM RACING
DILKAR8A8	-	-	-	-	
DILKR6D11G	IXUH20I	IXUH20I	-	VXUH20I*	
DILKR7B6	-	-	-	-	
DILKR8B6	-	-	-	-	
DILZKA6A11	FXE20HE11	-	-	IXEH20ETT	
DILZKA7A11G	-	-	-	-	
DILZKA7A11GS	-	-	-	-	
DILZKA7A11G	DXU22HCR-D11S	-	-	VFXUHC22FG*	
DILZKA7A11GS	DXU22HCR-D11S	-	-	VFXUHC22FG*	
DILZKA7B11	VFXUHC22FG	-	-	VFXUHC22FG*	
DILZKA7B11G	VFXUHC22FG	-	-	VFXUHC22FG*	
DILZKA7B11GS	DXU22HCR-D11S	-	-	VFXUHC22FG*	
DIMR8A10	IU24	IU24	-	-	IU01-24
DP6EA9	X20EPR-U9	-	-	-	
DP7EA9	X22EP-U9	IX22B	-	-	
DP7EV9	IX22B	IX22B	-	-	
DP8EA9	X24EP-U9	IX24B	-	-	IXU01-24
DP8EV9	IX24B	IX24B	-	-	IXU01-24
DP8EVX9	IX24B	IX24B	-	-	IXU01-24
DP8Z	X24GP-U	IXG24	-	-	IXU01-24
DP9EA9	X27EP-U9	IX27B	-	-	IXU01-27
DP9EV9	IX27B	IX27B	-	-	IXU01-27
DP9EVX9	IX27B	IX27B	-	-	IXU01-27
DP9Z	X27GPR-U	IXG27	-	-	IXU01-27
DPR5EA9	X16EPR-U9	-	-	-	
DPR6EA9	X20EPR-U9	-	-	-	
DPR6EB-9	IX22B	IX22B	-	-	
DPR7EA9	X22EPR-U9	IX22B	-	-	
DPR7EIX9	IX22B	IX22B	-	-	

NGK	DENSO STANDARD	DENSO IRIIDIUM POWER	DENSO NICKEL TT	DENSO IRIIDIUM TT (*INDICATES IRIIDIUM TOUGH)	DENSO IRIIDIUM RACING
DPR7EV9	IX22B	IX22B	-	-	
DPR7Z	-	-	-	-	
DPR8EA9	X24EPR-U9	IX24B	-	-	IXU01-24
DPR8EIX9	IX24B	IX24B	-	-	IXU01-24
DPR8EV9	IX24B	IX24B	-	-	IXU01-24
DPR8EVX9	IX24B	IX24B	-	-	IXU01-24
DPR8Z	X24GPR-U	IXG24	-	-	IXU01-24
DPR8ZIX	IXG24	IXG24	-	-	IXU01-24
DPR9EA9	X27EPR-U9	IX27B	-	-	IXU01-27
DPR9EIX9	IX27B	IX27B	-	-	IXU01-27
DPR9EV9	IX27B	IX27B	-	-	IXU01-27
DPR9EVX9	IX27B	IX27B	-	-	IXU01-27
DPR9Z	X27GPR-U	IXG27	-	-	IXU01-27
DR5HS	X16FSR-U	-	-	-	
DR6EA	X20ESR-U	-	-	-	
DR6HS	X20FSR-U	-	-	-	
DR7EA	X22ESR-U	IX22	-	-	
DR7EB	X22ESR-UB	IX22	-	-	
DR7ES	X22ESR-U	IX22	-	-	
DR8EA	X24ESR-U	IX24	-	-	IXU01-24
DR8EB	IX24	IX24	-	-	IXU01-24
DR8EIX	IX24	IX24	-	-	IXU01-24
DR8ES	X24ESR-U	IX24	-	-	IXU01-24
DR8ES-L	X24ESR-U	IX24	-	-	IXU01-24
DR8EVX	IX24	IX24	-	-	IXU01-24
DR8HS	X24FS-U	-	-	-	
DR9EA	X27ESR-U	IX27	-	-	IXU01-27
DR9EIX	IX27	IX27	-	-	IXU01-27
ER10EH	Y31FER-C	IY31	-	-	

NGK	DENSO STANDARD	DENSO IRIIDIUM POWER	DENSO NICKEL TT	DENSO IRIIDIUM TT (*INDICATES IRIIDIUM TOUGH)	DENSO IRIIDIUM RACING
ER8EH	Y24FER-C	IY24	-	-	
ER8EHIX	IY24	IY24	-	-	
ER8EH-N	Y24FER-C	IY24	-	-	
ER9EH	Y27FER-C	IY27	-	-	
ER9EHIX	IY27	IY27	-	-	
FR2A-D	-	-	-	-	
FR2B-D	-	-	-	-	
FR4	K16PR-U	IK16	K16TT	IK16TT	
FR45	K16PR-U11	IK16	K16TT	IK16TT	
FR4BP11	IK16	IK16	K16TT	IK16TT	
FR5	K20PR-U	IK20	K20TT	IK20TT	
FR5-1	KJ20CR-L11	IK20L	K20TT	IK20TT	
FR5BP11	IK16	IK16	K16TT	IK16TT	
FR5CP	IK16	IK16	K16TT	IK16TT	
FR5EI	K16PSR-B8	IK16	K16TT	IK16TT	
FR6BP11	IK20	IK20	-	IK20TT	
FR6EI	VK20Y	IK20	-	IK20TT	
FR7AI-D	IK22	IK22	-	VK22*	
FR7AP10	IK22	IK22	-	VK22*	
FR9BI11	IK27C11	IK27	-	-	IK01-27/ IK02-27
GR4	W14EXR-U	IW16	W16TT	IW16TT	
GR45	W14EXR-U11	IW16	W16TT	IW16TT	
GR4IX	IW16	IW16	-	IW16TT	
GR5	W16EXR-U	IW16	W16TT	IW16TT	
GR5AI10	IW16	IW16	-	IW16TT	
GR5IX	IW16	IW16	-	IW16TT	
HB6AIX11P	VKA20	-	-	VKA20*	
HB6BIX11P	VKB20	-	-	VKB20*	
IFR5A11	SK16R11	IK16	-	IK16TT	

NGK	DENSO STANDARD	DENSO IRIIDIUM POWER	DENSO NICKEL TT	DENSO IRIIDIUM TT (*INDICATES IRIIDIUM TOUGH)	DENSO IRIIDIUM RACING
IFR5A-8N (LPG)	SK16R-P8	-	-	IK20TT	
IFR5D10	VK16	IK16	-	IK16TT	
IFR5E11	SK16PR-A11	IK16	-	IK16TT	
IFR5G11	SK16PR-L11	IK16	-	IK16TT	
IFR5G11K	SK16PR-L11	IK16	-	IK16TT	
IFR5J11	VK16	IK16	-	IK16TT	
IFR5L11	VK16PRZ11	-	-	-	
IFR5N	VK16	IK16	-	IK16TT	
IFR5N10	VK16	IK16	-	IK16TT	
IFR6A11	SK20R11	IK20	-	IK20TT	
IFR6B	VK20Y	-	-	IK20TT	
IFR6B11	VK20	IK20	-	IK20TT	
IFR6B-K	VK20Y	-	-	IK20TT	
IFR6C	SK20PR-L9	IK20	-	IK20TT	
IFR6CS	IK20G	IK20G	-	IK20TT	
IFR6D10	VK20	IK20	-	IK20TT	
IFR6E11	VK20	IK20	-	IK20TT	
IFR6G11K	SK20PR-L11	IK20	-	IK20TT	
IFR6J	VK20Y	-	-	IK20TT	
IFR6J11	SVK20RZ11	IK20	-	IK20TT	
IFR6L11	VK20PRZ11	IK20	-	IK20TT	
IFR6Q-G	VK20Y	-	-	IK20TT	
IFR6Q-S	VK20G	IK20G	-	IK20TT	
IFR6S	SK20PR-A8	-	-	IK20TT	
IFR6T11	SK20R11	IK20	-	IK20TT	
IFR6W-7G	VK20Y	-	-	IK20TT	
IFR6Z-7G	VK20Y	-	-	IK20TT	
IFR7F-4D	-	-	-	-	
IFR7F-6D	IK22	IK22	-	VK22*	

NGK	DENSO STANDARD	DENSO IRIIDIUM POWER	DENSO NICKEL TT	DENSO IRIIDIUM TT (*INDICATES IRIIDIUM TOUGH)	DENSO IRIIDIUM RACING
IFR7F-8D	VK22	IK22	-	VK22*	
IFR7F-8J	VK22	IK22	-	VK22*	
IFR7F-D	VK22	IK22	-	VK22*	
IFR7G11K	SK22PR-M11	IK22	-	VK22*	
IFR7G11KS	SK22PR-M11S	IK22G	-	VK22G*	
IFR7L11	VK22PRZ11	IK22	-	VK22*	
IFR7N10	VK22	IK22	-	VK22*	
IFR7U	VK22	IK22	-	VK22*	
IFR7X-7G	VK22	IK22	-	VK22*	
IFR8H11	VK24PRZ11	IK24	-	-	IK01-24/ IK02-24
IFR8L11	VK24PRZ11	IK24	-	-	IK01-24/ IK02-24
IFR9H11	VK27PRZ11	IK27	-	-	IK01-27/ IK02-27
IFR9L11	VK27PRZ11	IK27	-	-	IK01-27/ IK02-27
IGR5B10-D	VW16	IW16	-	IW16TT	
IGR6A11	VW20	IW20	-	IW20TT	
IGR6B10-D (LPG)	VW20T	-	-	IW20TT	
IGR7A	VW22	IW22	-	VW22*	
IGR7A-G	VW22	IW22	-	VW22*	
IGR7B10-D	VW22	IW22	-	VW22*	
IJR7A9	VX22BC	IX22B	-	-	
IJR8B9	IX24B	IX24B	-	-	IXU01-24
IKR6G11	ZXU20PR11	-	-	VXU20*	
IKR7A	VXU22	IXU22	-	VXU22*	
IKR7B	VXU22	IXU22	-	VXU22*	
IKR7C	SXU22PR9	IXU22	-	VXU22*	
IKR7D	SXU22PR9	IXU22I	-	VXU22I*	
IKR7E9	VXU22	IXU22	-	VXU22*	
IKR9F8	IXU27	IXU27	-	-	IXU01-27
IKR9J8	IXU27	IXU27	-	-	IXU01-27

NGK	DENSO STANDARD	DENSO IRIIDIUM POWER	DENSO NICKEL TT	DENSO IRIIDIUM TT (*INDICATES IRIIDIUM TOUGH)	DENSO IRIIDIUM RACING
ILFR5B11	SK16HR11	IKH16	-	IKH16TT	
ILFR5C11	SK16HR11	IKH16	-	IKH16TT	
ILFR6A	VKH20	IKH20	-	IKH20TT	
ILFR6B	IKH20	IKH20	-	IKH20TT	
ILFR6C	VKH20	IKH20	-	IKH20TT	
ILFR6C11	SK20HR11	IKH20	-	IKH20TT	
ILFR6D11	FK20HR11	-	-	IKH20TT	
ILFR6G	VKH20	IKH20	-	IKH20TT	
ILFR6J11K	SK20HPR-L11	IKH20	-	IKH20TT	
ILFR6T11	SK20HR11	IKH20	-	IKH20TT	
ILFR7F-D	VKH22	IKH22	-	VKH22*	
ILFR7H	VKH22	IKH22	-	VKH22*	
ILKAR6C10	VFXEH20	-	-	IXEH20TT	
ILKAR6F11	SXU20HPR11	IXUH20I	-	VXUH20I*	
ILKAR7B11	SC20HR11	-	-	IXEH22TT	
ILKAR7C10	-	-	-	-	
ILKAR7D6G	VCH20	-	-	IXEH22TT	
ILKAR7D8	SXU22HPR8	IXUH22I	-	VXUH22I*	
ILKAR7F7G	-	-	-	-	
ILKAR7G7	-	-	-	-	
ILKAR7J7G	-	-	-	-	
ILKAR7K11S	SXE22HQR11S	-	-	-	
ILKAR7L11	ZC20HPR11	-	-	IXEH22TT	
ILKAR8H6	-	-	-	-	
ILKAR6F11	SXU20HPR11	IXUH20I	-	VXUH20I*	
ILKAR7A11T	ZXU22HBR11	-	-	-	
ILKAR7B8	SXU22HDR8	IXUH22	-	VXUH22*	
ILKAR7C9	SXU22HPR9	IXUH22I	-	VXUH22I*	
ILKAR7D11	SXU22HPR11	IXUH22I	-	VXUH22I*	

NGK	DENSO STANDARD	DENSO IRIIDIUM POWER	DENSO NICKEL TT	DENSO IRIIDIUM TT (*INDICATES IRIIDIUM TOUGH)	DENSO IRIIDIUM RACING	NGK	DENSO STANDARD	DENSO IRIIDIUM POWER	DENSO NICKEL TT	DENSO IRIIDIUM TT (*INDICATES IRIIDIUM TOUGH)	DENSO IRIIDIUM RACING
ILKR7D9	SXU22HPR9	IXUH22I	-	VXUH22I*		ILZKAR7B8S	SXU22HCR8S	-	-	VXUHC22G*	
ILKR7E6	IXUH22	IXUH22	-	VXUH22*		ILZKAR7E11S	-	-	-		
ILKR7F11	SXU22HPR11	IXUH22I	-	VXUH22I*		ILZKAR8H8S	VXEHC24G	-	-	VXEHC24G*	
ILKR7J8	ZXU22HPR8	IXUH22	-	VXUH22*		ILZKBR7A8G	-	-	-		
ILKR8E6	-	-	-	-		ILZKBR7B8DG	-	-	-		
ILKR9G8	-	-	-	-		ILZKR6F11	-	-	-		
ILKR9GB	-	-	-	-		ILZKR7A	-	-	-		
ILMAR7A8	-	-	-	-		ILZKR7B11	SXU22HCR11	IXUH22I	-	VXUH22I*	
ILTR5A13G	ITV16	ITV16	-	ITV16TT		ILZKR7B11GS	VXUHC22G	-	-	VXUHC22G*	
ILTR5B11	ITL16	ITL16	-	ITL16TT		ILZKR7B11S	SXU22HCR11S	-	-	VXUHC22G*	
ILTR5C11	ITL16	ITL16	-	ITL16TT		ILZKR8A	-	-	-		
ILTR5D	ITV16	ITV16	-	ITV16TT		ILZTR6A8G	-	-	-		
ILTR5E11	ITV16	ITV16	-	ITV16TT		IMR8B9H	VNH24Z	-	-	-	IU01-24
ILTR6A13G	ITV20	ITV20	-	ITV20TT		IMR8C9H	VUH24D	IUH24	-	-	IU01-24
ILTR6A8G	ITV20	ITV20	-	ITV20TT		IMR8C-9HES	-	-	-	-	
ILTR6B11	ITL20	ITL20	-	ITL20TT		IMR8E9HES	-	-	-	-	
ILTR6E11	ITV20	ITV20	-	ITV20TT		IMR9A9H	IUH27D	IUH27	-	-	IU01-27/ RU01-27
ILTR6G8G	-	-	-	-		IMR9B9H	VNH27Z	-	-	-	IU01-27/ RU01-27
ILTR6H8G	ITV22	ITV22	-	-		IMR9C9H	VUH27D	IUH27	-	-	IU01-27/ RU01-27
ILZFR5B	VKH16	IKH16	-	IKH16TT		IMR9C9HE	VUH27D	IUH27	-	-	IU01-27/ RU01-27
ILZFR6A11	VKH20	IKH20	-	IKH20TT		IMR9C9HES	VUH27ES	-	-	-	
ILZFR6B	VKH20Y	-	-	IKH20TT		IMR9D9H	-	-	-	-	
ILZFR6C11K	VKH20	IKH20	-	IKH20TT		IMR9E9HES	-	-	-	-	
ILZFR6CK	VKH20Y	-	-	IKH20TT		IRIMAC8	IXU24	IXU24	-	VXU24*	IXU01-24
ILZFR6D11	VKH20	IKH20	-	IKH20TT		IRIMAC9	IXU27	IXU27	-	-	IXU01-27
ILZKAR7A	VFXEH22	-	-	IXEH22TT		IRITOP 7	IQ22	IQ22	-	VQ22*	
ILZKAR7A10	FXE22HR11	-	-	IXEH22TT		IRITOP 8	IQ24	IQ24	-	-	IQ01-24/ IQ02-24
ILZKAR7B11	VFXEH22	-	-	IXEH22TT		IRITOP 9	IQ27	IQ27	-	-	IQ01-27/ IQ02-27
ILZKAR7B11GS	-	-	-	-		IRIWAY 7	IK22	IK22	-	VK22*	

NGK	DENSO STANDARD	DENSO IRIIDIUM POWER	DENSO NICKEL TT	DENSO IRIIDIUM TT (*INDICATES IRIIDIUM TOUGH)	DENSO IRIIDIUM RACING
IRIWAY 8	IK24	IK24	-	-	IK01-24/ IK02-24
IRIWAY 9	IK27	IK27	-	-	IK01-27/ IK02-27
ITR4A15	VT16	IT16	-	IT16TT	
ITR5F13	VT16	IT16	-	IT16TT	
ITR5H13	IT16	IT16	-	IT16TT	
ITR6F13	VT20	IT20	-	IT20TT	
ITZR6A8G	-	-	-	-	
IZFR5B	VKB16	-	-	VKB16*	
IZFR5C	VKA16	-	-	VKA16*	
IZFR5F11	SKJ16CR-L11	IK16L	-	IK16TT	
IZFR5G	-	-	-	-	
IZFR5J	-	-	-	-	
IZFR5K11	SKJ16DR-M11	IK16	-	IK16TT	
IZFR5L11	SKJ16CR-L11	IK16L	-	IK16TT	
IZFR6B	VKB20	-	-	VKB20*	
IZFR6D11	-	-	-	-	
IZFR6F11	VKJ20RZ-M11	IK20	-	IK20TT	
IZFR6H11	VK20	IK20	-	IK20TT	
IZFR6J	-	-	-	-	
IZFR6K11	SKJ20DR-M11	IK20	-	IK20TT	
IZFR6K11E	SKJ20DR-M11	IK20	-	IK20TT	
IZFR6K11NS	SKJ20DR-M11S	IK20G	-	IK20TT	
IZFR6K11S	SKJ20DR-M11S	IK20G	-	IK20TT	
IZFR6K13	SKJ20DR-M13	IK20	-	IK20TT	
IZFR6P7	-	-	-	-	
IZFR7E-D	-	-	-	-	
IZKR6B10E	-	-	-	-	
IZKR7A	-	-	-	-	
IZKR7B	-	-	-	-	

NGK	DENSO STANDARD	DENSO IRIIDIUM POWER	DENSO NICKEL TT	DENSO IRIIDIUM TT (*INDICATES IRIIDIUM TOUGH)	DENSO IRIIDIUM RACING
IZTR5B11	ZTJ16R10	IT16	-	IT16TT	
J10A	X31ETR	-	-	-	IXU01-31
J10B	X31ETR	-	-	-	IXU01-31
J9A	X27ETR	IX27	-	-	IXU01-27
J9B	X27ETR	IX27	-	-	IXU01-27
JR10B	X31ETR	-	-	-	IXU01-31
JR8B	IX24	IX24	-	-	IXU01-24
JR8C	IX24	IX24	-	-	IXU01-24
JR9A	X27ETR	IX27	-	-	IXU01-27
JR9B	X27ETR	IX27	-	-	IXU01-27
JR9C	X27ETR	IX27	-	-	IXU01-27
KR6A10	XU20EPR-U	IXU22	XU22TT	VXU20*	
KR7AI	IXU22	IXU22	-	VXU22*	
KR8AI	IXU24	IXU24	-	VXU24*	IXU01-24
KR8BI	IXU24	IXU24	-	VXU24*	IXU01-24
KR8DI	-	-	-	-	
KR9CI	IXU27	IXU27	-	-	IXU01-27
L4265S (Use IZFR7E-D)	-	-	-	-	
L4265T (Use IZFR7E-D)	-	-	-	-	
LFR5A11	K16HPR-U11	IKH16	KH16TT	IKH16TT	
LFR5AIX11	IKH16	IKH16	-	IKH16TT	
LFR5AIX11P	VKH16	IKH16	-	IKH16TT	
LFR5AP11	IKH16	IKH16	KH16TT	IKH16TT	
LFR5AQP	IKH16	IKH16	KH16TT	IKH16TT	
LFR5ARX-11P	VFKH16	IKH16	-	IKH16TT	
LFR5B	K16HPR-U11	IKH16	KH16TT	IKH16TT	
LFR5BP11	IKH16	IKH16	KH16TT	IKH16TT	
LFR5P11	IKH16	IKH16	KH16TT	IKH16TT	
LFR6A11	K20HR-U11	IKH20	KH20TT	IKH20TT	

NGK	DENSO STANDARD	DENSO IRIIDIUM POWER	DENSO NICKEL TT	DENSO IRIIDIUM TT (*INDICATES IRIIDIUM TOUGH)	DENSO IRIIDIUM RACING
LFR6AIX11	IKH20	IKH20	-	IKH20TT	
LFR6AIX11P	VKH20	IKH20	-	IKH20TT	
LFR6AIX-LPG	VKH20T	-	-	IKH20TT	
LFR6AIXP	VKH20Y	IKH20	-	IKH20TT	
LFR6AP11	IKH20	IKH20	KH20TT	IKH20TT	
LFR6AP9	IKH20	IKH20	KH20TT	IKH20TT	
LFR6AQP	IKH20	IKH20	KH20TT	IKH20TT	
LFR6ARX-11P	VFKH20	IKH20	-	IKH20TT	
LFR6BP11	IKH20	IKH20	KH20TT	IKH20TT	
LFR6C11	K20HR-U11	IKH20	KH20TT	IKH20TT	
LFR6D	K20HR-U11	IKH20	KH20TT	IKH20TT	
LFR7AIXP	VKH22	IKH22	-	VKH22*	
LKAR6AIX13P	ZXE20HR13	-	-	IXEH20TT	
LKAR7ARX-11P	VFXEH22	-	-	IXEH22TT	
LKAR8A9	-	-	-	-	
LKAR8AI9	-	-	-	-	
LKAR8BI9	-	-	-	-	
LKR6ARX-P	IXUH20I	IXUH20I	-	VXUH20I*	
LKR6C	XU20HR9	IXUH20I	XUH20TTI	VXUH20I*	
LKR6D10E	XU20HR9	IXUH20I	XUH20TTI	VXUH20I*	
LKR7AI	IXUH22	IXUH22	-	VXUH22*	
LKR7AIX	IXUH22I	IXUH22I	-	VXUH22I*	
LKR7AIXP	VXUH22I	IXUH22I	-	VXUH22I*	
LKR7ARX-P	IXUH22I	IXUH22I	-	VXUH22I*	
LKR7B	XU22HDR9	IXUH22	XUH22TT	VXUH22*	
LKR7B9	XU22HDR9	IXUH22	XUH22TT	VXUH22*	
LKR7BI8	IXU22HPR	IXUH22	-	VXUH22*	
LKR7BIXP	VXUH22	IXUH22	-	VXUH22*	
LKR7C	XU22HDR9	IXUH22I	XUH22TT	VXUH22I*	

NGK	DENSO STANDARD	DENSO IRIIDIUM POWER	DENSO NICKEL TT	DENSO IRIIDIUM TT (*INDICATES IRIIDIUM TOUGH)	DENSO IRIIDIUM RACING
LKR8A	-	-	-	-	
LKR8AP	-	-	-	-	
LMAR6A9	-	-	-	-	
LMAR6C9	-	-	-	-	
LMAR7A9	-	-	-	-	
LMAR8A9	-	-	-	-	
LMAR8A9S	-	-	-	-	
LMAR9E-J	-	-	-	-	
LPG1	VK20	-	-	IK20TT	
LPG2	VW20	-	-	IW20TT	
LPG3	VQ20	-	-	IQ20TT	
LPG4	ITV16	ITV16	-	ITV16TT	
LPG5	VT20	-	-	IT20TT	
LPG6	VK20	-	-	IK20TT	
LPG7	VKH20	-	-	VKH20*	
LR4CE	U14FSR-UB	IUF14-UB	-	-	
LR8A	U24FSR-U	IUF24	-	-	
LR8B	IUF24	IUF24	-	-	
LTR5ARX-13P	ITV16	ITV16	-	ITV16TT	
LTR5BI-13	ITV16	ITV16	-	ITV16TT	
LTR5IX11	ITV16	ITV16	-	ITV16TT	
LTR6AI-13	ITV20	ITV20	-	ITV20TT	
LTR6AI-9	ITV20	ITV20	-	ITV20TT	
LTR6AP11	ITV20	ITV20	-	ITV20TT	
LTR6ARX-13P	ITV20	ITV20	-	ITV20TT	
LTR6BI10T	ITV20	ITV20	-	ITV20TT	
LTR6BI-13	ITV20	ITV20	-	ITV20TT	
LTR6BI-9	ITV20	ITV20	-	ITV20TT	
LTR6BP13	ITV20	ITV20	-	ITV20TT	

NGK	DENSO STANDARD	DENSO IRIIDIUM POWER	DENSO NICKEL TT	DENSO IRIIDIUM TT (*INDICATES IRIIDIUM TOUGH)	DENSO IRIIDIUM RACING
LTR6IX11	ITV20	ITV20	-	ITV20TT	
LTR7IX11	ITV22	ITV22	-	-	
LZFR5AQP	-	-	-	-	
LZFR5C11	K16HPR-U11	IKH16	KH16TT	IKH16TT	
LZFR5C11G	K16HPR-U11	IKH16	KH16TT	IKH16TT	
LZFR6AI	IKH20	IKH20	KH20TT	IKH20TT	
LZFR6AP11GS	-	-	-	-	
LZFR6AQP	-	-	-	-	
LZFR6AT-S	-	-	-	-	
LZFR6B10E	IKH20	IKH20	KH20TT	IKH20TT	
LZKAR6AP11	FXE20HR11	-	-	IXEH20TT	
LZKAR7A	FXE22HR11	-	-	IXEH22TT	
LZKR6AI-10G	VFXEH20	-	-	IXEH20TT	
LZKR6B10E	IXUH20I	IXUH20I	XUH20TTI	VXUH20I*	
LZKR6B-E	IXUH20I	IXUH20I	XUH20TTI	VXUH20I*	
LZTR4A11	ITL16	ITL16	-	ITL16TT	
LZTR4AGP	ITL16	ITL16	-	ITL16TT	
LZTR4AIX13	ITL16	ITL16	-	ITL16TT	
LZTR5A13	ITL16	ITL16	-	ITL16TT	
LZTR5AGP	ITL16	ITL16	-	ITL16TT	
LZTR5AIX13	ITL16	ITL16	-	ITL16TT	
LZTR6AIX13	ITL20	ITL20	-	ITL20TT	
LZTR6AP11EG	-	-	-	-	
LZTR7AIX13	-	-	-	-	
MAR10A-J	-	-	-	-	
MAR8B-JDS	-	-	-	-	
MAR9A-J	-	-	-	-	
MAR9B-JDS	-	-	-	-	
ME8	-	-	-	-	

NGK	DENSO STANDARD	DENSO IRIIDIUM POWER	DENSO NICKEL TT	DENSO IRIIDIUM TT (*INDICATES IRIIDIUM TOUGH)	DENSO IRIIDIUM RACING
MR8C-9N	IU24D	IU24D	-	-	
N6245E-105	-	-	-	-	
PFR4G11	-	-	-	-	
PFR5A11	PQ16R	IQ16	-	IQ16TT	
PFR5B	PK16R8	IK16	-	IK16TT	
PFR5B11	PK16PR (-L)11	IK16	-	IK16TT	
PFR5B11B	PK16R11	IK16	-	IK16TT	
PFR5B11C	PK16R11	IK16	-	IK16TT	
PFR5B9	PK16R8	IK16	-	IK16TT	
PFR5B-D (LPG)	PK16R8	-	-	IK20TT	
PFR5C11	PK16R11	IK16	-	IK16TT	
PFR5F11	PQ16R	IQ16	-	IQ16TT	
PFR5G11	PK16PR (-L)11	IK16	-	IK16TT	
PFR5G11-E	PK16PR (-L)11	IK16	-	IK16TT	
PFR5G13-E	PK16PR-L11	IK16	-	IK16TT	
PFR5J11	PK16PR-P11	IK16	-	IK16TT	
PFR5K11	PQ16R	IQ16	-	IQ16TT	
PFR5L11	PK16PR (-L)11	IK16	-	IK16TT	
PFR5L13	VK16	IK16	-	IK16TT	
PFR5N11	PK16PR (-L)11	IK16	-	IK16TT	
PFR5P	PK16R8	IK16	-	IK16TT	
PFR5P11	PK16PR (-L)11	IK16	-	IK16TT	
PFR5R11	PK16PR (-L)11	IK16	-	IK16TT	
PFR6A11	PQ20R	IQ20	-	IQ20TT	
PFR6B	PK20PR-P8	IK20	-	IK20TT	
PFR6B11	PK20PR11	IK20	-	IK20TT	
PFR6B11B	PK20R11	IK20	-	IK20TT	
PFR6B9	PK20PR-P8	IK20	-	IK20TT	
PFR6B-D (LPG)	PK20R8	-	-	IK20TT	

NGK	DENSO STANDARD	DENSO IRIIDIUM POWER	DENSO NICKEL TT	DENSO IRIIDIUM TT (*INDICATES IRIIDIUM TOUGH)	DENSO IRIIDIUM RACING
PFR6C11	PK20R11	IK20	-	IK20TT	
PFR6E	PK20PR-P8	IK20	-	IK20TT	
PFR6E10	PK20PR-L11	IK20	-	IK20TT	
PFR6G	PK20PR-P8	-	-	IK20TT	
PFR6G11	PK20PR (-L)11	IK20	-	IK20TT	
PFR6G11-E	PK20PR (-L)11	IK20	-	IK20TT	
PFR6G13	PK20PR-L13	IK20	-	IK20TT	
PFR6G13E	PK20PR-L13	IK20	-	IK20TT	
PFR6G-9	PK20PR-P8	-	-	IK20TT	
PFR6H10	PQ20R	IQ20	-	IQ20TT	
PFR6J	PK20PR-P8	IK20	-	IK20TT	
PFR6J11	PK20PR-P11	IK20	-	IK20TT	
PFR6J13	PK20PR-L13	IK20	-	IK20TT	
PFR6K11	PQ20R	IQ20	-	IQ20TT	
PFR6L13	PK20PR-L13	IK20	-	IK20TT	
PFR6M	PK20PR-P8	-	-	IK20TT	
PFR6N11	PK20PR-L11	IK20	-	IK20TT	
PFR6P	PK20R8	-	-	IK20TT	
PFR6P11	PK20PR (-L)11	IK20	-	IK20TT	
PFR6Q	PK20PR-P8	-	-	IK20TT	
PFR6R11	PK20PR-L11	IK20	-	IK20TT	
PFR6T10	PK20PR-L11	IK20	-	IK20TT	
PFR6T10G	PK20PR-L11	IK20	-	IK20TT	
PFR6T-G	PK20PR-P8	IK20	-	IK20TT	
PFR6U11G	PK20PR-L11	IK20	-	IK20TT	
PFR6V10D (LPG)	VK20T	-	-	IK20TT	
PFR6W-T	VKB20	-	-	VKB20*	
PFR6WTG	VKB20	-	-	VKB20*	
PFR6X11	PK20PR-L11	IK20	-	IK20TT	

NGK	DENSO STANDARD	DENSO IRIIDIUM POWER	DENSO NICKEL TT	DENSO IRIIDIUM TT (*INDICATES IRIIDIUM TOUGH)	DENSO IRIIDIUM RACING
PFR7A11	VQ22	IQ22	-	VQ22*	
PFR7B	PK22PR8	IK22	-	VK22*	
PFR7B11	VK22	IK22	-	VK22*	
PFR7B-4D	VK22	IK22	-	VK22*	
PFR7B9	VK22	IK22	-	VK22*	
PFR7B-D	VK22	IK22	-	VK22*	
PFR7G	PK22PR8	IK22	-	VK22*	
PFR7G11	PK22PR-L11	IK22	-	VK22*	
PFR7G11S	PK22PR-L11S	IK22G	-	VK22G*	
PFR7G9	PK22PR8	IK22	-	VK22*	
PFR7H10	VK22	IK22	-	VK22*	
PFR7M	PK22PR8	IK22	-	VK22*	
PFR7N-D	PK22PR8	IK22	-	VK22*	
PFR7Q	PK22PR8	IK22	-	VK22*	
PFR7S8EG	IK22	IK22	-	VK22*	
PFR7W-T	IK22	IK22	-	VK22*	
PFR7W-TG	IK22	IK22	-	VK22*	
PFR7Z-TG	IK22	IK22	-	VK22*	
PFR8B	IK24	IK24	-	-	IK01-24/ IK02-24
PFR8B9	IK24	IK24	-	-	IK01-24/ IK02-24
PFR8S8EG	IK24	IK24	-	-	IK01-24/ IK02-24
PGR5A	P16PR8	IW16	-	IW16TT	
PGR5A11	P16PR11	IW16	-	IW16TT	
PGR6A	P20R8	IW20	-	IW20TT	
PGR6A	P20PR8	IW20	-	IW20TT	
PGR6A11	VW20	IW20	-	IW20TT	
PGR6A-D	VW20	IW20	-	IW20TT	
PGR6B	VW20	IW20	-	IW20TT	
PGR7A	P22PR8	IW22	-	VW22*	

NGK	DENSO STANDARD	DENSO IRIIDIUM POWER	DENSO NICKEL TT	DENSO IRIIDIUM TT (*INDICATES IRIIDIUM TOUGH)	DENSO IRIIDIUM RACING
PJR7A	IX22B	IX22B	-	-	
PJR8A	IX24B	IX24B	-	-	IXU01-24
PKR7A	VXU22	IXU22	-	VXU22*	
PKR9B	IXU27	IXU27	-	-	IXU01-27
PLFER7A8EG	-	-	-	-	
PZKER7A8EGS	-	-	-	-	
PLFR4A11	VKH16	IKH16	-	IKH16TT	
PLFR5A11	VKH16	IKH16	-	IKH16TT	
PLFR5A11D	VKH16	IKH16	-	IKH16TT	
PLFR6A11	VKH20	IKH20	-	IKH20TT	
PLFR6A9	VKH20	IKH20	-	IKH20TT	
PLKR6A	IXUH20I	IXUH20I	-	VXUH20I*	
PLKR7A	SXU22HDR8	IXUH22	-	VXUH22*	
PLKR7A	SXU22HPR9	IXUH22I	-	VXUH22I*	
PLKR7B8E	VXUH22	IXUH22	-	VXUH22*	
PLTR6A10G	ITV20	ITV20	-	ITV20TT	
PLZFR5B-13G	VKH16	IKH16	-	IKH16TT	
PLZFR6A-11S	VKH20	IKH20	-	IKH20TT	
PLZKAR6A11	FXE20HR11	-	-	IXEH20TT	
PLZKBR7A-G	-	-	-	-	
PLZKBR7B8DG	-	-	-	-	
PLZTR4A13	ITL16	ITL16	-	ITL16TT	
PLZTR5A13	ITL16	ITL16	-	ITL16TT	
PMR7A	IU22	IU22	-	-	
PMR8A	IU24	IU24	-	-	IU01-24
PMR8B	IU24	IU24	-	-	IU01-24
PMR8C-H	IU24	IU24	-	-	IU01-24
PMR9B	IU27	IU27	-	-	IU01-27/ RU01-27
PTR4B15	PT16EPR-L13	IT16	-	IT16TT	

NGK	DENSO STANDARD	DENSO IRIIDIUM POWER	DENSO NICKEL TT	DENSO IRIIDIUM TT (*INDICATES IRIIDIUM TOUGH)	DENSO IRIIDIUM RACING
PTR4G15	PT16EPR-L13	IT16	-	IT16TT	
PTR5A10	PT16VR10	ITV16	-	ITV16TT	
PTR5A13	PT16VR13	ITV16	-	ITV16TT	
PTR5C13	PT16EPR-L13	IT16	-	IT16TT	
PTR5D10	IT16	IT16	-	IT16TT	
PTR5D-13	IT16	IT16	-	IT16TT	
PTR6D-13	IT20	IT20	-	IT20TT	
PTR6D13G	VT20	IT20	-	IT20TT	
PTR6E13	VT20	IT20	-	IT20TT	
PTR6F13	VT20	IT20	-	IT20TT	
PZFR5B	VKB16	-	-	VKB16*	
PZFR5C	VKA16	-	-	VKA16*	
PZFR5D11	SKJ16CR-L11	-	-	VKA16*	
PZFR5E11	SKJ16CR-L11	IK16L	-	IK16TT	
PZFR5F	PKJ16CR8	IK16	-	IK16TT	
PZFR5F11	SKJ16CR-L11	IK16L	-	IK16TT	
PZFR5F13	PKJ16CR-L13	IK16L	-	IK16TT	
PZFR5J11	SKJ16CR-L11	IK16L	-	IK16TT	
PZFR5N11T	VKA16	-	-	VKA16*	
PZFR5N11TG	VKA16	-	-	VKA16*	
PZFR6B	VKB20	-	-	VKB20*	
PZFR6E11	PKJ20CR-L11	IK20L	-	IK20TT	
PZFR6F	SKJ20CR-A8/ PKJ20CR8	IK20	-	IK20TT	
PZFR6F11	PKJ20CR-L11	IK20L	-	IK20TT	
PZFR6H	-	-	-	-	
PZFR6J11	PKJ20CR-L11	IK20L	-	IK20TT	
PZFR6Q	-	-	-	-	
PZFR6R	SKJ20CR-A8/ PKJ20CR8	IK20	-	IK20TT	
PZFR6R8EG	VKA20	-	-	VKA20*	

NGK	DENSO STANDARD	DENSO IRIIDIUM POWER	DENSO NICKEL TT	DENSO IRIIDIUM TT (*INDICATES IRIIDIUM TOUGH)	DENSO IRIIDIUM RACING
PZFR7G-G	-	-	-	-	
PZKER7A8EGS	-	-	-	-	
PZNAR6A11H	-	-	-	-	
PZTR5A15	PT16EPR-L13	IT16	-	IT16TT	
R0045G-□	-	-	-	-	
R0045J-10	RU01-31	-	-	-	IU01-31/ RU01-31
R0045J-11	RU01-34	-	-	-	IU01-34/ RU01-34
R0045J-12	-	-	-	-	
R0045J-9	RU01-27	-	-	-	IU01-27/ RU01-27
R0045Q-10	RU01-31	-	-	-	IU01-31/ RU01-31
R0045Q-11	RU01-34	-	-	-	IU01-34/ RU01-34
R016-10	IU01-31	-	-	-	IU01-31/ RU01-31
R016-11	IU01-34	-	-	-	IU01-34/ RU01-34
R0161-10	IUF31A	IUF31A	-	-	
R0161-11	-	-	-	-	
R0161-9	IUF27A	IUF27A	-	-	
R016-8	IU01-24	-	-	-	IU01-24
R016-9	IU01-27	-	-	-	IU01-27/ RU01-27
R017-10	IU31A	IU31A	-	-	IU01-31/ RU01-31
R017-11	IU01-34	-	-	-	IU01-34/ RU01-34
R017-12	-	-	-	-	
R017-8	IU24A	IU24A	-	-	IU01-24
R017-9	IU27A	IU27A	-	-	IU01-27/ RU01-27
R0256K-12	-	-	-	-	
R0373A-□ (Ir)	IU01-□	-	-	-	IU01-□
R0379A-10 (Ir)	IU01-31	-	-	-	IU01-31/ RU01-31
R0406A-8	IU01-24	-	-	-	IU01-24
R0406A-9	IU01-27	-	-	-	IU01-27/ RU01-27
R0409B-10 (Ir)	IU01-31	-	-	-	IU01-31/ RU01-31

NGK	DENSO STANDARD	DENSO IRIIDIUM POWER	DENSO NICKEL TT	DENSO IRIIDIUM TT (*INDICATES IRIIDIUM TOUGH)	DENSO IRIIDIUM RACING
R0409B-8 (Ir)	IU01-24	-	-	-	IU01-24
R0409B-9 (Ir)	IU01-27	-	-	-	IU01-27/ RU01-27
R0451B8	-	-	-	-	
R0451B-8 (M10x26.5x14)	-	-	-	-	
R0465B-10 (M10x26.5x14)	-	-	-	-	
R216-10	IXU01-31	-	-	-	IXU01-31
R216-11	IXU01-34	-	-	-	IXU01-34
R216-12	-	-	-	-	
R216-9	IXU01-27	-	-	-	IXU01-27
R217-10	IXU01-31	-	-	-	IXU01-31
R217-11	IXU01-34	-	-	-	IXU01-34
R217-12	-	-	-	-	
R217-9	IX27	IX27	-	-	IXU01-27
R2188-□	-	-	-	-	
R2270-10	-	-	-	-	
R2270-11	-	-	-	-	
R2270-9	-	-	-	-	
R2349-10	-	-	-	-	
R2349-11	-	-	-	-	
R2430-□	-	-	-	-	
R2525-10	IXU01-31	-	-	-	IXU01-31
R2525-11	IXU01-34	-	-	-	IXU01-34
R2525-9	IXU01-27	-	-	-	IXU01-27
R2556B-10 (M12x26.5x16)	-	-	-	-	
R2556B-8 (M12x26.5x16)	-	-	-	-	
R2556B-9 (M12x26.5x16)	-	-	-	-	
R2558A-10 (M12x26.5x14)	-	-	-	-	
R2558A-8 (M12x26.5x14)	-	-	-	-	
R2558A-9 (M12x26.5x14)	-	-	-	-	

NGK	DENSO STANDARD	DENSO IRIIDIUM POWER	DENSO NICKEL TT	DENSO IRIIDIUM TT (*INDICATES IRIIDIUM TOUGH)	DENSO IRIIDIUM RACING
R4118S-10	IW31	IW31	-	-	IW01-31/ IW06-31
R4118S-105	IW01-32	-	-	-	IW01-32
R4118S-11	IW34	IW34	-	-	IW01-34/ IW06-34
R4118S-7	IW22	IW22	-	VW22*	
R4118S-75	-	-	-	-	
R4118S-8	IW24	IW24	-	-	IW01-24
R4118S-85	-	-	-	-	
R4118S-9	IW27	IW27	-	-	IW01-27/ IW06-27
R4118S-95	IW29	IW29	-	-	IW01-29
R4304-A10	IW31	IW31	-	-	IW01-31/ IW06-31
R4304-A7	IW22	IW22	-	VW22*	
R4304-A8	IW24	IW24	-	-	IW01-24
R4304-A9	IW27	IW27	-	-	IW01-27/ IW06-27
R4630A-10	IW01-31/ IW06-31	-	-	-	IW01-31/ IW06-31
R4630A-105	IW01-32	-	-	-	IW01-32
R4630A-11	IW01-34/ IW06-34	-	-	-	IW01-34/ IW06-34
R4630A-8	IW01-24	-	-	-	IW01-24
R4630A-85	-	-	-	-	
R4630A-9	IW01-27/ IW06-27	-	-	-	IW01-27/ IW06-27
R4630A-95	IW01-29	-	-	-	IW01-29
R5184-10	IWM01-31	-	-	-	IWM01-31
R5184-105	IWM01-32	-	-	-	IWM01-32
R5184-11	IWM01-34	-	-	-	IWM01-34
R5184-9	-	-	-	-	
R5184-95	IWM01-29	-	-	-	IWM01-29
R5300A-10	-	-	-	-	
R5300A-105	-	-	-	-	
R5300A-11	-	-	-	-	
R5300-N□	-	-	-	-	

NGK	DENSO STANDARD	DENSO IRIIDIUM POWER	DENSO NICKEL TT	DENSO IRIIDIUM TT (*INDICATES IRIIDIUM TOUGH)	DENSO IRIIDIUM RACING
R5400 (F)-10	IQ31	IQ31	-	-	IQ01-31/ IQ02-31
R5400 (F)-7	IQ22	IQ22	-	VQ22*	
R5400 (F)-8	IQ24	IQ24	-	-	IQ01-24/ IQ02-24
R5400 (F)-9	IQ27	IQ27	-	-	IQ01-27/ IQ02-27
R5525-10	-	-	-	-	
R5525-11	-	-	-	-	
R5525-7	IWF22	IWF22	-	-	
R5525-8	IWF24	IWF24	-	-	
R5525-9	IWF27	IWF27	-	-	
R5530-10	-	-	-	-	
R5530-11	-	-	-	-	
R5530-12	-	-	-	-	
R5530-9	IWF27	IWF27	-	-	
R5540-F10	-	-	-	-	
R5540-F10.5	-	-	-	-	
R5649-10	-	-	-	-	
R5649-11	-	-	-	-	
R5649-9	-	-	-	-	
R5670-5	W16PR-U	-	-	-	
R5670-6	W20PR-U	-	-	-	
R5670-7	W22S-U	-	-	-	
R5670-8	W24S-U	-	-	-	
R5670-9	W27S-U	-	-	-	
R5671A-10	IK31	IK31	-	-	IK01-31/ IK02-31
R5671A-11	IK34	IK34	-	-	IK01-34
R5671A-7	IK22	IK22	-	VK22*	
R5671A-8	IK24	IK24	-	-	IK01-24/ IK02-24
R5671A-9	IK27	IK27	-	-	IK01-27/ IK02-27
R5672A-10	IK31	IK31	-	-	IK01-31/ IK02-31

NGK	DENSO STANDARD	DENSO IRIIDIUM POWER	DENSO NICKEL TT	DENSO IRIIDIUM TT (*INDICATES IRIIDIUM TOUGH)	DENSO IRIIDIUM RACING
R5672A-8	IK24	IK24	-	-	IK01-24/ IK02-24
R5672A-9	IK27	IK27	-	-	IK01-27/ IK02-27
R5673-10	-	-	-	-	
R5673-6	ITF20	ITF20	-	ITF20TT	
R5673-7	ITF22	ITF22	-	-	
R5673-8	ITF24	ITF24	-	-	
R5673-9	ITF27	ITF27	-	-	
R5674-10	-	-	-	-	
R5674-6	ITF20	ITF20	-	ITF20TT	
R5674-7	ITF22	ITF22	-	-	
R5674-8	ITF24	ITF24	-	-	
R5674-9	ITF27	ITF27	-	-	
R5686-10	IQ31	IQ31	-	-	IQ01-31/ IQ02-31
R5686-8	IQ24	IQ24	-	-	IQ01-24/ IQ02-24
R5686-9	IQ27	IQ27	-	-	IQ01-27/ IQ02-27
R5687-10	IQ02-31	-	-	-	IQ01-31/ IQ02-31
R5687-8	IQ02-24	-	-	-	IQ01-24/ IQ02-24
R5687-9	IQ02-27	-	-	-	IQ01-27/ IQ02-27
R5724-10	-	-	-	-	
R5724-8	IT24	IT24	-	-	
R5724-9	IT27	IT27	-	-	
R5830-10	IQ01-31	-	-	-	IQ01-31/ IQ02-31
R5883-10	-	-	-	-	
R5883-11	-	-	-	-	
R5883-9	-	-	-	-	
R6021E-10	IW31	IW31	-	-	IW01-31/ IW06-31
R6021E-105	IW01-32	-	-	-	IW01-32
R6021E-11	IW34	IW34	-	-	IW01-34/ IW06-34
R6021E-7	IW22	IW22	-	VW22*	

NGK	DENSO STANDARD	DENSO IRIIDIUM POWER	DENSO NICKEL TT	DENSO IRIIDIUM TT (*INDICATES IRIIDIUM TOUGH)	DENSO IRIIDIUM RACING
R6021E-75	-	-	-	-	
R6021E-8	IW24	IW24	-	-	IW01-24
R6021E-85	-	-	-	-	
R6021E-9	IW27	IW27	-	-	IW01-27/ IW06-27
R6021E-95	IW29	IW29	-	-	IW01-29
R6051-11	-	-	-	-	
R6061-10	IW01-31/ IW06-31	-	-	-	IW01-31/ IW06-31
R6061-11	IW01-34/ IW06-34	-	-	-	IW01-34/ IW06-34
R6061-7	-	-	-	-	
R6061-8	-	-	-	-	
R6061-9	IW01-27/ IW06-27	-	-	-	IW01-27/ IW06-27
R6120-□	IAE01-□	-	-	-	IAE01-□
R6120A-10	IA01-31	-	-	-	IA01-31
R6120A-10.5	IA01-32	-	-	-	IA01-32
R6120A-11	IA01-34	-	-	-	IA01-34
R6120C-□	-	-	-	-	
R6120M-□	-	-	-	-	
R6179A-105P	IWM01-32	-	-	-	IWM01-32
R6179A-10P	IWM01-31	-	-	-	IWM01-31
R6179A-11P	IWM01-34	-	-	-	IWM01-34
R6179C-105PA	-	-	-	-	
R6198C-9	IW01-27/ IW06-27	-	-	-	IW01-27/ IW06-27
R6252E-8	-	-	-	-	
R6252K-105	IW01-32	-	-	-	IW01-32
R6254E-105	IW01-32	-	-	-	IW01-32
R6254E-8	IW01-24	-	-	-	IW01-24
R6254E-9	IW01-27/ IW06-27	-	-	-	IW01-27/ IW06-27
R6254K-105	IW01-32	-	-	-	IW01-32
R6255 (F)-10	IK31	IK31	-	-	IK01-31/ IK02-31

NGK	DENSO STANDARD	DENSO IRIIDIUM POWER	DENSO NICKEL TT	DENSO IRIIDIUM TT (*INDICATES IRIIDIUM TOUGH)	DENSO IRIIDIUM RACING
R6255 (F)-7	IK22	IK22	-	VK22*	
R6255 (F)-8	IK24	IK24	-	-	IK01-24/ IK02-24
R6255 (F)-9	IK27	IK27	-	-	IK01-27/ IK02-27
R6326-10	IK31	IK31	-	-	IK01-31/ IK02-31
R6326-7	IK22	IK22	-	VK22*	
R6326-8	IK24	IK24	-	-	IK01-24/ IK02-24
R6326-9	IK27	IK27	-	-	IK01-27/ IK02-27
R6337-10	IQ31	IQ31	-	-	IQ01-31/ IQ02-31
R6337-7	IQ22	IQ22	-	VQ22*	
R6337-8	IQ24	IQ24	-	-	IQ01-24/ IQ02-24
R6337-9	IQ27	IQ27	-	-	IQ01-27/ IQ02-27
R6385-10SP	IW01-32	-	-	-	IW01-32
R6385-10P	IW01-31/ IW06-31	-	-	-	IW01-31/ IW06-31
R6385-11P	IW01-34/ IW06-34	-	-	-	IW01-34/ IW06-34
R6385-75P	-	-	-	-	
R6385-7P	-	-	-	-	
R6385-8P	IW01-24	-	-	-	IW01-24
R6385-9P	IW01-27/ IW06-27	-	-	-	IW01-27/ IW06-27
R6385A-105P	IW01-32	-	-	-	IW01-32
R6469-9	-	-	-	-	
R6601-10	-	-	-	-	
R6601-11	-	-	-	-	
R6601-8	-	-	-	-	
R6601-9	-	-	-	-	
R6690-□	-	-	-	-	
R6711-10	-	-	-	-	
R6711-9	-	-	-	-	
R6712-10	-	-	-	-	
R6712-9	-	-	-	-	

NGK	DENSO STANDARD	DENSO IRIIDIUM POWER	DENSO NICKEL TT	DENSO IRIIDIUM TT (*INDICATES IRIIDIUM TOUGH)	DENSO IRIIDIUM RACING
R6725-10	IRE01-31	-	-	-	IRE01-31
R6725-105	IRE01-32	-	-	-	IRE01-32
R6725-11	IRE01-34	-	-	-	IRE01-34
R6725-115	IRE01-35	-	-	-	IRE01-35
R6725-9	IRE01-27	-	-	-	IRE01-27
R6809-9	IK27	IK27	-	-	IK01-27/ IK02-27
R6850-8	IW01-24	-	-	-	IW01-24
R6850-9	IW01-27/ IW06-27	-	-	-	IW01-27/ IW06-27
R6888A-□	IK01-□	-	-	-	IK01-□
R6918 B-7	-	-	-	-	
R6918 B-8	IW01-24	-	-	-	IW01-24
R6918 B-9	IW01-27/ IW06-27	-	-	-	IW01-27/ IW06-27
R6918C-□	IW01-□	-	-	-	IW01-□
R7112-10	IK31	IK31	-	-	IK01-31/ IK02-31
R7112-7	IK22	IK22	-	VK22*	
R7112-8	IK24	IK24	-	-	IK01-24/ IK02-24
R7112-9	IK27	IK27	-	-	IK01-27/ IK02-27
R7113-10	IK31	IK31	-	-	IK01-31/ IK02-31
R7113-7	IK22	IK22	-	VK22*	
R7113-8	IK24	IK24	-	-	IK01-24/ IK02-24
R7113-9	IK27	IK27	-	-	IK01-27/ IK02-27
R7114-10	IK31	IK31	-	-	IK01-31/ IK02-31
R7114-8	IK24	IK24	-	-	IK01-24/ IK02-24
R7114-9	IK27	IK27	-	-	IK01-27/ IK02-27
R7115-10	IK31	IK31	-	-	IK01-31/ IK02-31
R7115-8	IK24	IK24	-	-	IK01-24/ IK02-24
R7115-9	IK27	IK27	-	-	IK01-27/ IK02-27
R7116-10	IK01-31	-	-	-	IK01-31/ IK02-31
R7116-8	IK01-24	-	-	-	IK01-24/ IK02-24

NGK	DENSO STANDARD	DENSO IRIIDIUM POWER	DENSO NICKEL TT	DENSO IRIIDIUM TT (*INDICATES IRIIDIUM TOUGH)	DENSO IRIIDIUM RACING
R7116-9	IK01-27	-	-	-	IK01-27/ IK02-27
R7117-10	IK01-31	-	-	-	IK01-31/ IK02-31
R7117-8	IK01-24	-	-	-	IK01-24/ IK02-24
R7117-9	IK01-27	-	-	-	IK01-27/ IK02-27
R7118-10	IK02-31	-	-	-	IK01-31/ IK02-31
R7118-8	IK02-24	-	-	-	IK01-24/ IK02-24
R7118-9	IK02-27	-	-	-	IK02-27
R7119-10	IK02-31	-	-	-	IK01-31/ IK02-31
R7119-8	IK02-24	-	-	-	IK01-24/ IK02-24
R7119-9	IK02-27	-	-	-	IK02-27
R7232-10	IQ31	IQ31	-	-	IQ01-31/ IQ02-31
R7232-11	IQ34	IQ34	-	-	IQ01-34
R7232-7	IQ22	IQ22	-	VQ22*	
R7232-8	IQ24	IQ24	-	-	IQ01-24/ IQ02-24
R7232-9	IQ27	IQ27	-	-	IQ01-27/ IQ02-27
R7233-10	IQ31	IQ31	-	-	IQ01-31/ IQ02-31
R7233-7	IQ22	IQ22	-	VQ22*	
R7233-8	IQ24	IQ24	-	-	IQ01-24/ IQ02-24
R7233-9	IQ27	IQ27	-	-	IQ01-27/ IQ02-27
R7234-10	IQ31	IQ31	-	-	IQ01-31/ IQ02-31
R7234-8	IQ24	IQ24	-	-	IQ01-24/ IQ02-24
R7234-9	IQ27	IQ27	-	-	IQ01-27/ IQ02-27
R7235-10	IQ31	IQ31	-	-	IQ01-31/ IQ02-31
R7235-8	IQ24	IQ24	-	-	IQ01-24/ IQ02-24
R7235-9	IQ27	IQ27	-	-	IQ01-27/ IQ02-27
R7236-10	IQ01-31	-	-	-	IQ01-31/ IQ02-31
R7236-8	IQ01-24	-	-	-	IQ01-24/ IQ02-24
R7236-9	IQ01-27	-	-	-	IQ01-27/ IQ02-27
R7237-10	IQ01-31	-	-	-	IQ01-31/ IQ02-31

NGK	DENSO STANDARD	DENSO IRIIDIUM POWER	DENSO NICKEL TT	DENSO IRIIDIUM TT (*INDICATES IRIIDIUM TOUGH)	DENSO IRIIDIUM RACING
R7237-8	IQ01-24	-	-	-	IQ01-24/ IQ02-24
R7237-9	IQ01-27	-	-	-	IQ01-27/ IQ02-27
R7238-10	IQ02-31	-	-	-	IQ01-31/ IQ02-31
R7238-8	IQ02-24	-	-	-	IQ01-24/ IQ02-24
R7238-9	IQ02-27	-	-	-	IQ01-27/ IQ02-27
R7239-10	IQ02-31	-	-	-	IQ01-31/ IQ02-31
R7239-8	IQ02-24	-	-	-	IQ01-24/ IQ02-24
R7239-9	IQ02-27	-	-	-	IQ01-27/ IQ02-27
R7279-□ (Ir)	IK02-□	-	-	-	IK02-□
R7282-□ (Ir)	IAE01-□	-	-	-	IAE01-□
R7282A-□ (Ir)	IA01-□	-	-	-	IA01-□
R7282C-□ (Ir) No Gasket	-	-	-	-	
R7282M-□ (Ir)	-	-	-	-	
R7345-9	IKH27	IKH27	-	-	IKH01-27
R7376-□ (Ir)	IW01-□	-	-	-	IW01-□
R7376-7	-	-	-	-	
R7376B-□ (Ir)	-	-	-	-	
R7420-□ (Ir)	IRE01-□	-	-	-	IRE01-□
R7429A-10	-	-	-	-	
R7433-10 (Ir)	IK31	IK31	-	-	IK01-31/ IK02-31
R7433-8 (Ir)	IK24	IK24	-	-	IK01-24/ IK02-24
R7433-9 (Ir)	IK27	IK27	-	-	IK01-27/ IK02-27
R7434-10 (Ir)	IK01-31	-	-	-	IK01-31/ IK02-31
R7434-8 (Ir)	IK01-24	-	-	-	IK01-24/ IK02-24
R7434-9 (Ir)	IK01-27	-	-	-	IK01-27/ IK02-27
R7435-8 (Ir)	IQ24	IQ24	-	-	IQ01-24/ IQ02-24
R7436-10 (Ir)	IQ01-31	-	-	-	IQ01-31/ IQ02-31
R7436-8 (Ir)	IQ01-24	-	-	-	IQ01-24/ IQ02-24
R7436-9 (Ir)	IQ01-27	-	-	-	IQ01-27/ IQ02-27

NGK	DENSO STANDARD	DENSO IRIIDIUM POWER	DENSO NICKEL TT	DENSO IRIIDIUM TT (*INDICATES IRIIDIUM TOUGH)	DENSO IRIIDIUM RACING
R7437-10 (Ir)	-	-	-	-	
R7437-8 (Ir)	IKH24	IKH24	-	-	IKH01-24
R7437-9 (Ir)	IKH27	IKH27	-	-	IKH01-27
R7438-10 (Ir)	IKH01-31	-	-	-	IKH01-31
R7438-8 (Ir)	IKH01-24	-	-	-	IKH01-24
R7438-9 (Ir)	IKH01-27	-	-	-	IKH01-27
R7440A-10L (Ir)	IRL01-31	-	-	-	IRL01-31
R7440A-9L (Ir)	IRL01-27	-	-	-	IRL01-27
R7440B-10T (Ir)	IRT01-31	-	-	-	IRT01-31
R7440B-11T (Ir)	IRT01-34	-	-	-	IRT01-34
R8102A-10	-	-	-	-	
R847-10	-	-	-	-	
R847-11	-	-	-	-	
RE7AL	IRL01-27	-	-	-	IRL01-27
RE7CL	IRL01-27	-	-	-	IRL01-27
RE9BT	IRT01-31	-	-	-	IRT01-31
SD10	IRE01-27	-	-	-	IRE01-27
SD10A	IRE01-27	-	-	-	IRE01-27
SD11A	IRE01-31	-	-	-	IRE01-31
SIFR6A11	VK20	IK20	-	IK20TT	
SILFR6A	VKH20Y	-	-	IKH20TT	
SILFR6A11	VKH20	IKH20	-	IKH20TT	
SILFR6A6	VKH20Y	-	-	IKH20TT	
SILFR6B8	VKH20Y	-	-	IKH20TT	
SILFR6C11	VKH20	IKH20	-	IKH20TT	
SILKR6D10G	VXUH20I	IXUH20I	-	VXUH20I*	
SILKR8AS	-	-	-	-	
SILMAR10A9S	-	-	-	-	
SILMAR7A9S	-	-	-	-	

NGK	DENSO STANDARD	DENSO IRIIDIUM POWER	DENSO NICKEL TT	DENSO IRIIDIUM TT (*INDICATES IRIIDIUM TOUGH)	DENSO IRIIDIUM RACING
SILMAR9A9S	-	-	-	-	
SILTR6A7G	ITV20	ITV20	-	ITV20TT	
SILZBR8D8S	-	-	-	-	
SILZKAR7AS	-	-	-	-	
SILZKAR7B11	VFXEH22	-	-	IXEH22TT	
SILZKBR8C8S	-	-	-	-	
SILZKFR8C7S	-	-	-	-	
SILZKFR8D7S	-	-	-	-	
SILZKFR8E7S	-	-	-	-	
SILZKGBR8B8S	-	-	-	-	
SILZKR6B10E	VXUH20I	IXUH20I	-	VXUH20I*	
SILZKR6B-11	VXUH20I	IXUH20I	-	VXUH20I*	
SILZKR6D8E	ZXU20HCR8	IXUH20I	-	VXUH20I*	
SILZKR7B11	VXUHC22G	-	-	VXUHC22G*	
SILZKR7C11S	SXU22HCR11S	-	-	VXUHC22G*	
SILZNAR8C7H	-	-	-	-	
SIMR8A9	IU24	IU24	-	-	IU01-24
SIZFR6A6D	-	-	-	-	
SIZFR6B8EG	-	-	-	-	
SR5	T20NR-U11	IT20	T20TT	IT20TT	
T813J-N13	-	-	-	-	
TR4	T16EPR-U	IT16	T16TT	IT16TT	
TR4-2	T16EPR-U	IT16	T16TT	IT16TT	
TR4IX	IT16	IT16	-	IT16TT	
TR4VX	IT16	IT16	-	IT16TT	
TR5	T20EPR-U	IT20	T20TT	IT20TT	
TR5-1	T20EPR-U	IT20	T20TT	IT20TT	
TR5-1IX	IT20	IT20	-	IT20TT	
TR5-1VX	IT20	IT20	-	IT20TT	

NGK	DENSO STANDARD	DENSO IRIIDIUM POWER	DENSO NICKEL TT	DENSO IRIIDIUM TT (*INDICATES IRIIDIUM TOUGH)	DENSO IRIIDIUM RACING
TR55	T20EPR-U15	IT20	T20TT	IT20TT	
TR55-1VX	IT20	IT20	-	IT20TT	
TR55IX	IT20	IT20	-	IT20TT	
TR55VX	IT20	IT20	-	IT20TT	
TR5A10	T16VR-U10	ITV16	TV16TT	ITV16TT	
TR5A13	T16VR-U10	ITV16	TV16TT	ITV16TT	
TR5AI13	VT16	IT16	-	IT16TT	
TR5B13	T16VR-U10	ITV16	TV16TT	ITV16TT	
TR5BP12	ITV16	ITV16	-	ITV16TT	
TR5IX	IT20	IT20	-	IT20TT	
TR5VX	IT20	IT20	-	IT20TT	
TR6	T20EPR-U	IT20	T20TT	IT20TT	
TR6AP13	IT20	IT20	-	IT20TT	
TR6AP13E	IT20	IT20	-	IT20TT	
TR6B10	ITV20	ITV20	-	ITV20TT	
TR6B13	ITV20	ITV20	-	ITV20TT	
TR6GP	IT20	IT20	-	IT20TT	
TR6IX	IT20	IT20	-	IT20TT	
TR7IX	IT22	IT22	-	-	
TR8IX	IT24	IT24	-	-	
UR4	T16PR-U	ITF16	-	ITF16TT	
UR40	T16PR-U15	ITF16	-	ITF16TT	
UR45	T16PR-U15	ITF16	-	ITF16TT	
UR45IX	ITF16	ITF16	-	ITF16TT	
UR45VX	ITF16	ITF16	-	ITF16TT	
UR4IX	ITF16	ITF16	-	ITF16TT	
UR4VX	ITF16	ITF16	-	ITF16TT	
UR5	T20PR-U	ITF20	-	ITF20TT	
UR5	T20PR-U11	ITF20	-	ITF20TT	

NGK	DENSO STANDARD	DENSO IRIIDIUM POWER	DENSO NICKEL TT	DENSO IRIIDIUM TT (*INDICATES IRIIDIUM TOUGH)	DENSO IRIIDIUM RACING
UR55	T20PR-U15	ITF20	-	ITF20TT	
UR55IX	ITF20	ITF20	-	ITF20TT	
UR55VX	ITF20	ITF20	-	ITF20TT	
UR5IX	ITF20	ITF20	-	ITF20TT	
UR5VX	ITF20	ITF20	-	ITF20TT	
UR6IX	ITF20	ITF20	-	ITF20TT	
UR6VX	ITF20	ITF20	-	ITF20TT	
WR5	MA16PR-U	-	-	-	
WR5IX	-	-	-	-	
XR4	W16PR-U	-	-	-	
XR40	W16PR-U	-	-	-	
XR45	W16PR-U	-	-	-	
XR45IX	-	-	-	-	
XR4IX	-	-	-	-	
XR5	W20PR-U	-	-	-	
XR5IX	-	-	-	-	
YR5	T20R-U	-	-	-	
YR55	T20R-U	-	-	-	
YR55IX	ITF20	ITF20	-	ITF20TT	
YR55VX	ITF20	ITF20	-	ITF20TT	
YR5IX	ITF20	ITF20	-	ITF20TT	
YR5VX	ITF20	ITF20	-	ITF20TT	
ZF6A11	QJ20CR11	IQ20	Q20TT	IQ20TT	
ZFR4F11 (HONDA)	KJ14CR-L11	IK16	K16TT	IK16TT	
ZFR4F11 (MAZDA)	KJ14CR11	IK16	K16TT	IK16TT	
ZFR5A11	QJ16CR11	IQ16	Q16TT	IQ16TT	
ZFR5AP	IK16	IK16	K16TT	IK16TT	
ZFR5C11G	KJ16CR-L11	IK16L	K16TT	IK16TT	
ZFR5D11	K16GPR-U11	-	-	VKA16*	

NGK	DENSO STANDARD	DENSO IRIIDIUM POWER	DENSO NICKEL TT	DENSO IRIIDIUM TT (*INDICATES IRIIDIUM TOUGH)	DENSO IRIIDIUM RACING
ZFR5E11	K16GPR-U11	-	-	VKA16*	
ZFR5F	KJ16CR	IK16	K16TT	IK16TT	
ZFR5F11 (HONDA)	KJ16CR-L11	IK16	K16TT	IK16TT	
ZFR5F11 (MAZDA)	KJ16CR11	IK16	K16TT	IK16TT	
ZFR5F11 (MITSUBISHI)	KJ16CR-U11	IK16L	K16TT	IK16TT	
ZFR5FGP	IK16	IK16	K16TT	IK16TT	
ZFR5FIX11	IK16	IK16	-	IK16TT	
ZFR5FIX11P	VK16	IK16	-	IK16TT	
ZFR5J11	KJ16CR-L11	IK16L	K16TT	IK16TT	
ZFR5LP13G	-	-	-	-	
ZFR5N	IK16	IK16	K16TT	IK16TT	
ZFR5N11	KJ16CR-L11	IK16L	K16TT	IK16TT	
ZFR5P-G	KJ16CR-L11	-	-	IK16TT	
ZFR6A11	QJ20CR11	IQ20	Q20TT	IQ20TT	
ZFR6BP-G	KJ20CR-L11	IK20L	K20TT	IK20TT	
ZFR6F11 (HONDA)	KJ20CR-L11	IK20	K20TT	IK20TT	
ZFR6F11 (MAZDA)	KJ20CR11	IK20	K20TT	IK20TT	
ZFR6F11 (MITSUBISHI)	KJ20CR-U11	IK20	K20TT	IK20TT	
ZFR6F11G	KJ20CR-L11	IK20L	K20TT	IK20TT	
ZFR6FIX11	IK20	IK20	-	IK20TT	
ZFR6FIX11P	VK20	IK20	-	IK20TT	
ZFR6J11	KJ20CR-L11	IK20	K20TT	IK20TT	
ZFR6K11	KJ20DR-M11	IK20	K20TT	IK20TT	
ZFR6K11E	KJ20DR-M11	IK20	K20TT	IK20TT	
ZFR6K11S	KJ20DR-M11S	IK20G	-	IK20TT	
ZFR6K9E	-	-	-	-	
ZFR6KIX11PS	VK20G	IK20G	-	IK20TT	
ZFR6MP	SKJ20CR-A8	IK20	-	IK20TT	
ZFR6S-Q	K20PBR-S10	IK20	K20TT	IK20TT	

NGK	DENSO STANDARD	DENSO IRIIDIUM POWER	DENSO NICKEL TT	DENSO IRIIDIUM TT (*INDICATES IRIIDIUM TOUGH)	DENSO IRIIDIUM RACING
ZFR6T11G	KJ20DR-M11	-	-	VKA20*	
ZFR6T11G	PK20GR8	-	-	VKA20*	
ZFR6U11	KJ20CR-L11	IK20L	K20TT	IK20TT	
ZFR6U9	KJ20CR-11	IK20	K20TT	IK20TT	
ZFR6V-G	KJ20CR-L11	IK20L	K20TT	IK20TT	
ZFR7F	KJ22CR-L8	IK22	-	VK22*	
ZFR7F11	KJ22CR-L11	IK22	-	VK22*	
ZFR7J11	KJ22CR-L11	IK22	-	VK22*	
ZG5A	J16CR-U	IW16	W16TT	IW16TT	
ZGR5A	J16CR-U	IW16	W16TT	IW16TT	
ZGR5C	J16CR-U	IW16	W16TT	IW16TT	
ZGR5E	J16CR-U	IW16	W16TT	IW16TT	
ZKBR7A-HTU	-	-	-	-	
ZKR7A	XU22EPR-U	IXU22	XU22TT	VXU22*	
ZKR7A10	XU22EPR-U	IXU22	XU22TT	VXU22*	
ZMR7AP	IU22	IU22	-	-	

BOSCH	DENSO STANDARD	DENSO IRIIDIUM POWER	DENSO NICKEL TT	DENSO IRIIDIUM TT (*INDICATES IRIIDIUM TOUGH)	DENSO IRIIDIUM RACING
D10BC	MA16PR-U	-	-	-	
D6BC	MA20P-U	-	-	-	
D7BC	MA20P-U	-	-	-	
D8BC	MA16PR-U	-	-	-	
D9BC	MA16PR-U	-	-	-	
DR10BC	MA16PR-U	-	-	-	
DR10BC+	MA16PR-U	-	-	-	
DR10GC+	MA16PR-U11	-	-	-	
DR6BC	MA20PR-U	-	-	-	
DR6BP	MA20PR-U	-	-	-	
DR7BC	MA20PR-U	-	-	-	
DR8BC	MA16PR-U	-	-	-	
DR8BC+	MA16PR-U	-	-	-	
DR8BP	MA16PR-U	-	-	-	
DR8BPX	MA16PR-U11	-	-	-	
DR8BPX+	MA16PR-U11	-	-	-	
DR9BC	MA16PR-U	-	-	-	
DR9BPX	MA16PR-U	-	-	-	
DR9BPX	MA16PR-U11	-	-	-	
DR9BPX+	MA16PR-U11	-	-	-	
F08CS	IK31	IK31	-	-	IK01-31/ IK02-31
F2CS	IK27	IK27	-	-	IK01-27/ IK02-27
F3CS	IK27	IK27	-	-	IK01-27/ IK02-27
F4CS	IK24	IK24	-	-	IK01-24/ IK02-24
F5DC	K22PR-U	IK22	-	VK22*	
F5DP	K22PR-U	IK22	-	VK22*	
F5DPOR	K22PR-U	IK22	-	VK22*	
F5DTC	K22PB	IK22	-	VK22*	
F6DC	IK20	IK20	-	IK20TT	

BOSCH	DENSO STANDARD	DENSO IRIIDIUM POWER	DENSO NICKEL TT	DENSO IRIIDIUM TT (*INDICATES IRIIDIUM TOUGH)	DENSO IRIIDIUM RACING
F6DCOR	IK20	IK20	-	IK20TT	
F6DCX	IK20	IK20	-	IK20TT	
F6DP	K20PR-U11	IK20	K20TT	IK20TT	
F6DP+	IK20	IK20	-	IK20TT	
F6DPOR	K20PR-U11	IK20	K20TT	IK20TT	
F6DPX	K20PR-U11	IK20	K20TT	IK20TT	
F6DSR	K20PR-U11	IK20	K20TT	IK20TT	
F6DTC	K20PBR	IK20	K20TT	IK20TT	
F6KPP332S	PK20PR11	IK20	-	IK20TT	
F6LTCR	K20PBR	IK20	K20TT	IK20TT	
F6MPP332	IKH20	IKH20	-	IKH20TT	
F7DC	IK20	IK20	-	IK20TT	
F7DC0	IK20	IK20	-	IK20TT	
F7DCOR	IK20	IK20	-	IK20TT	
F7DCR4	IK20	IK20	-	IK20TT	
F7DCX	IK20	IK20	-	IK20TT	
F7DP	K20PR-U11	IK20	K20TT	IK20TT	
F7DPER	PK20PR-P8	IK20	-	IK20TT	
F7DPP222T	PK20PR-P8	IK20	-	IK20TT	
F7DPP332	PK20PR11	IK20	-	IK20TT	
F7DTC	K20PBR	IK20	K20TT	IK20TT	
F7KTCR	K20PBR-S10	IK20	-	IK20TT	
F7LCOR2	K20R-U	IK20	K20TT	IK20TT	
F7LCR	KJ20CR11	IK20	K20TT	IK20TT	
F7LDCR	K20TXR	IK20	K20TT	IK20TT	
F7LTCR	K20PBR-S10	IK20	-	IK20TT	
F8DC	IK16	IK16	-	IK16TT	
F8DC0	IK16	IK16	-	IK16TT	
F8DCOR	K16PR-U11	IK16	K16TT	IK16TT	

BOSCH	DENSO STANDARD	DENSO IRIIDIUM POWER	DENSO NICKEL TT	DENSO IRIIDIUM TT (*INDICATES IRIIDIUM TOUGH)	DENSO IRIIDIUM RACING
F8DC2	K16PR-U	IK16	K16TT	IK16TT	
F8DC4	K16PR-U	IK16	K16TT	IK16TT	
F8DCX	K16PR-U11	IK16	K16TT	IK16TT	
F8DPER	PK16PR11	IK16	-	IK16TT	
F8KTCR	K20PBR-S10	IK20	-	IK20TT	
F8LCR	KJ16CR11	IK16	K16TT	IK16TT	
F8LCR2	KJ16CR11	IK16	K16TT	IK16TT	
F8LDCR	K20TXR	IK20	K20TT	IK20TT	
F9DC0	K16PR-U	IK16	K16TT	IK16TT	
F9LCR	KJ14CR11	IK16	K16TT	IK16TT	
F9LCR2	KJ14CR-L11	IK16	K16TT	IK16TT	
FGR5KQE0	IK22	IK22	-	VK22*	
FGR5NQE0	IKH22	IKH22	-	-	
FGR5NQE04	IKH22	IKH22	-	-	
FGR6KQC	K20PBR-S10	IK20	-	IK20TT	
FGR6KQE	K20PBR-S10	IK20	-	IK20TT	
FGR7DDP	PK20PR-P11	IK20	-	IK20TT	
FGR7DQE+	K20TXR	IK20	K20TT	IK20TT	
FGR7DQP	K20TXR	IK20	K20TT	IK20TT	
FGR7HQPE	IK20	IK20	-	IK20TT	
FGR7KQE	K20PBR-S10	IK20	-	IK20TT	
FGR7KQE0	K20PBR-S10	IK20	-	IK20TT	
FGR7MQPE	IKH20	IKH20	-	IKH20TT	
FGR8DDP	PK16PR-P11	IK16	-	IK16TT	
FGR8DQP	PK16PR11	IK16	-	IK16TT	
FGR8KQC	K20TXR	IK20	K20TT	IK20TT	
FGR8KQE	IK16	IK16	-	IK16TT	
FGR8KQE0	IK16	IK16	-	IK16TT	
FGR8MQPE	IKH16	IKH16	-	IKH16TT	

BOSCH	DENSO STANDARD	DENSO IRIIDIUM POWER	DENSO NICKEL TT	DENSO IRIIDIUM TT (*INDICATES IRIIDIUM TOUGH)	DENSO IRIIDIUM RACING
FL7HT+OR	K16TNR-S9	IK16	K16TT	IK16TT	
FLR7LDCU	K20TXR	IK20	K20TT	IK20TT	
FLR8LDCU	K20TXR	IK20	K20TT	IK20TT	
FLR8LDCU+	K20TXR	IK20	K20TT	IK20TT	
FLR8LDSU	K20TXR	IK20	K20TT	IK20TT	
FQR7ME	K20HR-U11	IKH20	KH20TT	IKH20TT	
FQR8LEU2	KJ16CR-L11	IK16L	K16TT	IK16TT	
FR10DC	K16PR-U	IK16	K16TT	IK16TT	
FR10DCX	K16PR-U11	IK16	K16TT	IK16TT	
FR10DCX+	K16PR-U11	IK16	K16TT	IK16TT	
FR10DX	K16PR-U11	IK16	K16TT	IK16TT	
FR5DC	K22PR-U	IK22	-	VK22*	
FR5DC+	K22PR-U	IK22	-	VK22*	
FR5DCX	K22PR-U11	IK22	-	VK22*	
FR5DP	K22PR-U	IK22	-	VK22*	
FR5DP1	K22PR-U	IK22	-	VK22*	
FR5DP1X	K22PR-U11	IK22	-	VK22*	
FR5DTC	K22PBR-S	IK22	-	VK22*	
FR5LDC	K22PBR-S	IK22	-	VK22*	
FR6D+	K20PR-U	IK20	K20TT	IK20TT	
FR6DC	K20PR-U	IK20	K20TT	IK20TT	
FR6DC+	K20PR-U	IK20	K20TT	IK20TT	
FR6DC2	K20PR-U	IK20	K20TT	IK20TT	
FR6DCC	K22TMR11	IK22	-	VK22*	
FR6DCX	K20PR-U11	IK20	K20TT	IK20TT	
FR6DCX+	K20PR-U11	IK20	K20TT	IK20TT	
FR6DDC	K22TMR11	IK22	-	VK22*	
FR6DE	K20PR-U	IK20	K20TT	IK20TT	
FR6DP	IK20	IK20	-	IK20TT	

BOSCH	DENSO STANDARD	DENSO IRIIDIUM POWER	DENSO NICKEL TT	DENSO IRIIDIUM TT (*INDICATES IRIIDIUM TOUGH)	DENSO IRIIDIUM RACING
FR6DP1	IK20	IK20	-	IK20TT	
FR6DP1X	IK20	IK20	-	IK20TT	
FR6DPP22U	PK20PR11	IK20	-	IK20TT	
FR6DPP332	PK20PR-P11	IK20	-	IK20TT	
FR6DPP332S	IK20	IK20	-	IK20TT	
FR6DPX	K20PR-U11	IK20	K20TT	IK20TT	
FR6DS	K20PR-U11	IK20	K20TT	IK20TT	
FR6DTC	K20PBR	IK20	K20TT	IK20TT	
FR6DTCW	K20PBR-S10	IK20	-	IK20TT	
FR6KDC	K20TNR-S	IK20	K20TT	IK20TT	
FR6KDE0	K20TXR	IK20	K20TT	IK20TT	
FR6KII33X	IK20	IK20	-	IK20TT	
FR6KTC	K20PBR	IK20	K20TT	IK20TT	
FR6LDC	K20TR11	IK20	K20TT	IK20TT	
FR6LI330X	IK20	IK20	-	IK20TT	
FR6LPP330X	IK20	IK20	-	IK20TT	
FR6MPP332	IKH20	IKH20	-	IKH20TT	
FR78	IK20	IK20	-	IK20TT	
FR78X	K20PBR-S10	IK20	-	IK20TT	
FR7DC	K20PR-U	IK20	K20TT	IK20TT	
FR7DC+	K20PR-U	IK20	K20TT	IK20TT	
FR7DC0	K20PR-U	IK20	K20TT	IK20TT	
FR7DC2	K20PR-U	IK20	K20TT	IK20TT	
FR7DC9	K20PR-U	IK20	K20TT	IK20TT	
FR7DCU	K20PR-U	IK20	K20TT	IK20TT	
FR7DCX	K20PR-U11	IK20	K20TT	IK20TT	
FR7DCX+	K20PR-U11	IK20	K20TT	IK20TT	
FR7DE	K20PR-U	IK20	K20TT	IK20TT	
FR7DII33X	IK20	IK20	-	IK20TT	

BOSCH	DENSO STANDARD	DENSO IRIIDIUM POWER	DENSO NICKEL TT	DENSO IRIIDIUM TT (*INDICATES IRIIDIUM TOUGH)	DENSO IRIIDIUM RACING
FR7DP	IK20	IK20	-	IK20TT	
FR7DP+	IK20	IK20	-	IK20TT	
FR7DP1X	IK20	IK20	-	IK20TT	
FR7DPP+	PK20PR-P8	IK20	-	IK20TT	
FR7DPP10	PK20PR-P8	IK20	-	IK20TT	
FR7DPP22U	PK20PR11	IK20	-	IK20TT	
FR7DPP30T	IK20	IK20	-	IK20TT	
FR7DPP30X	K20PBR-S10	IK20	-	IK20TT	
FR7DPP33	PK20PR11	IK20	-	IK20TT	
FR7DPP33X	IK20	IK20	-	IK20TT	
FR7DPX	IK20	IK20	-	IK20TT	
FR7DPX+	IK20	IK20	-	IK20TT	
FR7DTC	K20PBR	IK20	K20TT	IK20TT	
FR7DTCW	K20PBR	IK20	K20TT	IK20TT	
FR7HC0X	K16GPR-U11	-	-	VKA16*	
FR7KC	K20R-U	IK20	K20TT	IK20TT	
FR7KCU	K20R-U11	IK20	K20TT	IK20TT	
FR7KCW	K20R-U	IK20	K20TT	IK20TT	
FR7KCX	K20R-U11	IK20	K20TT	IK20TT	
FR7KII33X	IK20	IK20	-	IK20TT	
FR7KII33X	IK20	IK20	-	IK20TT	
FR7KPP30X	IK20	IK20	-	IK20TT	
FR7KPP33	SKJ20CR-A8	IK20L	-	IK20TT	
FR7KPP332	SKJ20CR-A8	IK20L	-	IK20TT	
FR7KTC	K20PBR-S10	IK20	-	IK20TT	
FR7LC2	KJ20CR11	IK20	K20TT	IK20TT	
FR7LCX	KJ20CR11	IK20	K20TT	IK20TT	
FR7LDC	K20TXR	IK20	K20TT	IK20TT	
FR7LDC+	K20TXR	IK20	K20TT	IK20TT	

BOSCH	DENSO STANDARD	DENSO IRIIDIUM POWER	DENSO NICKEL TT	DENSO IRIIDIUM TT (*INDICATES IRIIDIUM TOUGH)	DENSO IRIIDIUM RACING
FR7LDC4	K20TXR	IK20	K20TT	IK20TT	
FR7LII33X	IK20L	IK20L	-	IK20TT	
FR7LPP30X	K20PBR-S10	IK20	-	IK20TT	
FR7LPP33X	IK20	IK20	-	IK20TT	
FR7LTC	K20PBR-S10	IK20	-	IK20TT	
FR7ME	K20HR-U11	IKH20	KH20TT	IKH20TT	
FR7MPP10	IKH20	IKH20	-	IKH20TT	
FR7NII33X	IKH20	IKH20	-	IKH20TT	
FR7NII35U	IKH20	IKH20	-	IKH20TT	
FR7NPP30X	IKH20	IKH20	-	IKH20TT	
FR7NPP332	SK20HR11	IKH20	-	IKH20TT	
FR8DC	K16PR-U	IK16	K16TT	IK16TT	
FR8DC+	K16PR-U	IK16	K16TT	IK16TT	
FR8DC0	K16PR-U	IK16	K16TT	IK16TT	
FR8DCU	K16PR-U11	IK16	K16TT	IK16TT	
FR8DCX	K16PR-U11	IK16	K16TT	IK16TT	
FR8DCX+	K16PR-U11	IK16	K16TT	IK16TT	
FR8DCY	K16PR-U11	IK16	K16TT	IK16TT	
FR8DCY+	K16PR-U11	IK16	K16TT	IK16TT	
FR8DE	K16PR-U	IK16	K16TT	IK16TT	
FR8DII33X	IK16	IK16	-	IK16TT	
FR8DP1X	IK16	IK16	-	IK16TT	
FR8DPP30T	IK16	IK16	-	IK16TT	
FR8DPP30X	IK16	IK16	-	IK16TT	
FR8DPP33	PK22PR11	IK22	-	VK22*	
FR8DPP33X	IK16	IK16	-	IK16TT	
FR8DPX	IK16	IK16	-	IK16TT	
FR8DPX+	IK16	IK16	-	IK16TT	
FR8DS	K16PR-U11	IK16	K16TT	IK16TT	

BOSCH	DENSO STANDARD	DENSO IRIIDIUM POWER	DENSO NICKEL TT	DENSO IRIIDIUM TT (*INDICATES IRIIDIUM TOUGH)	DENSO IRIIDIUM RACING
FR8DX	K16PR-U11	IK16	K16TT	IK16TT	
FR8HC	QJ16HR-U	-	-	-	
FR8HCOX	QJ16HR-U	-	-	-	
FR8HCX+	QJ16HR-U	-	-	-	
FR8HDC	K16TR11	IK16	K16TT	IK16TT	
FR8HP	QJ16HR-U	-	-	-	
FR8HP0	QJ16HR-U	-	-	-	
FR8HP0+	QJ16HR-U	-	-	-	
FR8HPP30X	K20PBR-S10	IK20	-	IK20TT	
FR8KCU	K16R-U11	IK16	K16TT	IK16TT	
FR8KDC	K16TR11	IK16	K16TT	IK16TT	
FR8KII332X	IK16	IK16	-	IK16TT	
FR8KII33X	IK16	IK16	-	IK16TT	
FR8KII33X	IK16	IK16	-	IK16TT	
FR8KTC	K20PBR-S10	IK20	-	IK20TT	
FR8LC+	KJ16CR11	IK16	K16TT	IK16TT	
FR8LCX	KJ16CR11	IK16	K16TT	IK16TT	
FR8LCX+	KJ16CR11	IK16	K16TT	IK16TT	
FR8LDC	K20TXR	IK20	K20TT	IK20TT	
FR8LDC4	K20TXR	IK20	K20TT	IK20TT	
FR8LII33X	IK16L	IK16L	-	IK16TT	
FR8LPP302X	KJ16CR11	IK16	K16TT	IK16TT	
FR8LPP30X	K20TXR	IK20	K20TT	IK20TT	
FR8LPP33X	IK16	IK16	-	IK16TT	
FR8LPX	IK16	IK16	-	IK16TT	
FR8LPX+	IK16	IK16	-	IK16TT	
FR8MC9	K16HPR-U11	IKH16	KH16TT	IKH16TT	
FR8ME	K16HPR-U11	IKH16	KH16TT	IKH16TT	
FR8MII33X	IKH16	IKH16	-	IKH16TT	

BOSCH	DENSO STANDARD	DENSO IRIIDIUM POWER	DENSO NICKEL TT	DENSO IRIIDIUM TT (*INDICATES IRIIDIUM TOUGH)	DENSO IRIIDIUM RACING
FR8MPP30X	IKH16	IKH16	-	IKH16TT	
FR8MPP33X	IKH16	IKH16	-	IKH16TT	
FR8NII35U	IKH16	IKH16	-	IKH16TT	
FR8SC+	K16HPR-U11	IKH16	KH16TT	IKH16TT	
FR8SE0	K16HPR-U11	IKH16	KH16TT	IKH16TT	
FR8SI332	SK16HR11	IKH16	-	IKH16TT	
FR8SII33X	IKH16	IKH16	-	IKH16TT	
FR8SPP30X	IKH16	IKH16	-	IKH16TT	
FR8TI332	SK20HPR-L11	IKH20	-	IKH20TT	
FR8VII33U	IK16	IK16	-	IK16TT	
FR8VPP30U	K20TXR	IK20	K20TT	IK20TT	
FR8VPP30W	IK16	IK16	-	IK16TT	
FR8VPP33U	IK16	IK16	-	IK16TT	
FR9DC	Q14R-U11	IQ16	Q16TT	IQ16TT	
FR9DCX	Q14R-U11	IQ16	Q16TT	IQ16TT	
FR9HC	QJ16HR-U	-	-	-	
FR9HC+	QJ16HR-U	-	-	-	
FR9HCX	QJ16HR-U	-	-	-	
FR9HP+	QJ16HR-U	-	-	-	
FR9HX	QJ16HR-U	-	-	-	
FR9LCX	KJ14CR-L11	IK16	K16TT	IK16TT	
FR9LCX+	KJ14CR-L11	IK16	K16TT	IK16TT	
H09DC	IT27	IT27	-	-	
H10BC	T16P-U	ITF16	-	ITF16TT	
H2CS	IT27	IT27	-	-	
H3CS	IT24	IT24	-	-	
H4CS	IT24	IT24	-	-	
H5DC	T22EP-U	IT22	-	-	
H5DC0	T22EP-U	IT22	-	-	

BOSCH	DENSO STANDARD	DENSO IRIIDIUM POWER	DENSO NICKEL TT	DENSO IRIIDIUM TT (*INDICATES IRIIDIUM TOUGH)	DENSO IRIIDIUM RACING
H5DP	T22EP-U	IT22	-	-	
H6B	T20P-U	ITF20	-	ITF20TT	
H6BC	T20P-U	ITF20	-	ITF20TT	
H6DC	T20EP-U	IT20	T20TT	IT20TT	
H6DC0	T20EP-U	IT20	T20TT	IT20TT	
H6DP	T20EP-U	IT20	T20TT	IT20TT	
H7BC	T20P-U	ITF20	-	ITF20TT	
H7DC	T20EP-U	IT20	T20TT	IT20TT	
H7DC0	T20EP-U	IT20	T20TT	IT20TT	
H7DCY	IT20	IT20	-	IT20TT	
H7DP	IT20	IT20	-	IT20TT	
H7DPY	IT20	IT20	-	IT20TT	
H7LDCR	T20EPR-U	IT20	T20TT	IT20TT	
H8BC	T16P-U	ITF16	-	ITF16TT	
H8D	T16EPR-U	IT16	T16TT	IT16TT	
H8DC	T16EPR-U	IT16	T16TT	IT16TT	
H8DC0	T16EPR-U	IT16	T16TT	IT16TT	
H8DP	IT16	IT16	-	IT16TT	
H9BC	T14PR-U	ITF16	-	ITF16TT	
H9BCY	T14PR-U15	ITF16	-	ITF16TT	
H9DC	T16EPR-U	IT16	T16TT	IT16TT	
H9DC0	T16EPR-U	IT16	T16TT	IT16TT	
H9DCX	T16EPR-U	IT16	T16TT	IT16TT	
H9DCY	T16EPR-U15	IT16	T16TT	IT16TT	
HGR7DQP	IT20	IT20	-	IT20TT	
HGR7KQC	T20EPR-U	IT20	T20TT	IT20TT	
HGR7MDP0	ITV20	ITV20	-	ITV20TT	
HGR8BQP	ITF16	ITF16	-	ITF16TT	
HGR8DDP	IT16	IT16	-	IT16TT	

BOSCH	DENSO STANDARD	DENSO IRIIDIUM POWER	DENSO NICKEL TT	DENSO IRIIDIUM TT (*INDICATES IRIIDIUM TOUGH)	DENSO IRIIDIUM RACING
HGR8DQP	PT16EPR-L13	IT16	-	IT16TT	
HGR8MDP0	ITV16	ITV16	-	ITV16TT	
HGR8MQP	ITV16	ITV16	-	ITV16TT	
HGR8MQP0	ITV16	ITV16	-	ITV16TT	
HGR9BQP	ITF16	ITF16	-	ITF16TT	
HGR9DQP	PT16EPR-L13	IT16	-	IT16TT	
HGR9LDP0	TJ14R-P15	IT16	T16TT	IT16TT	
HLR8STEX	ITV16	ITV16	-	ITV16TT	
HR10AC	T14PR-U	ITF16	-	ITF16TT	
HR10AC+	T14PR-U	ITF16	-	ITF16TT	
HR10ACY	T14PR-U15	ITF16	-	ITF16TT	
HR10BC	T14PR-U	ITF16	-	ITF16TT	
HR10BC+	T14PR-U	ITF16	-	ITF16TT	
HR10BCX	T14PR-U15	ITF16	-	ITF16TT	
HR10BCX+	T14PR-U15	ITF16	-	ITF16TT	
HR10BCY	T14PR-U15	ITF16	-	ITF16TT	
HR10BCY+	T14PR-U15	ITF16	-	ITF16TT	
HR10BCZ	T14PR-U15	ITF16	-	ITF16TT	
HR10BCZ+	T14PR-U15	ITF16	-	ITF16TT	
HR10DCX	T16EPR-U	IT16	T16TT	IT16TT	
HR10DCX+	T16EPR-U	IT16	T16TT	IT16TT	
HR10HC+	T16EPR-U	IT16	T16TT	IT16TT	
HR10HC0	T16EPR-U	IT16	T16TT	IT16TT	
HR10LC0	T16NR-U11	IT16	T16TT	IT16TT	
HR5DC	T22EP-U	IT22	-	-	
HR6BC	T20PR-U	ITF20	-	ITF20TT	
HR6BC+	T20PR-U	ITF20	-	ITF20TT	
HR6DC	T20EPR-U	IT20	T20TT	IT20TT	
HR6DC+	T20EPR-U	IT20	T20TT	IT20TT	

BOSCH	DENSO STANDARD	DENSO IRIIDIUM POWER	DENSO NICKEL TT	DENSO IRIIDIUM TT (*INDICATES IRIIDIUM TOUGH)	DENSO IRIIDIUM RACING
HR6DP	IT20	IT20	-	IT20TT	
HR6DP+	IT20	IT20	-	IT20TT	
HR6DS	T20EPR-U	IT20	T20TT	IT20TT	
HR6KII33X	IT20	IT20	-	IT20TT	
HR6KII33X	IT20	IT20	-	IT20TT	
HR78	IT20	IT20	-	IT20TT	
HR78X	IT20	IT20	-	IT20TT	
HR7BC	T20PR-U	ITF20	-	ITF20TT	
HR7DC	T20EPR-U	IT20	T20TT	IT20TT	
HR7DC+	T20EP-U	IT20	T20TT	IT20TT	
HR7DC0	T20EPR-U	IT20	T20TT	IT20TT	
HR7DCX	T20EPR-U	IT20	T20TT	IT20TT	
HR7DCY	T20EPR-U15	IT20	T20TT	IT20TT	
HR7DII33V	IT20	IT20	-	IT20TT	
HR7DII33V	IT20	IT20	-	IT20TT	
HR7DPP30V	IT20	IT20	-	IT20TT	
HR7DPP30Y	IT20	IT20	-	IT20TT	
HR7DPP33V	IT20	IT20	-	IT20TT	
HR7DPP33Y	IT20	IT20	-	IT20TT	
HR7KII33V	IT20	IT20	-	IT20TT	
HR7KII33V	IT20	IT20	-	IT20TT	
HR7MPP	PT16VR13	ITV16	-	ITV16TT	
HR7MPP22U	PT16VR13	ITV16	-	ITV16TT	
HR7MPP22V	PT16VR13	ITV16	-	ITV16TT	
HR7MPP302	ITV20	ITV20	-	ITV20TT	
HR7NII33X	ITV20	ITV20	-	ITV20TT	
HR8AC	T20R-U	-	-	-	
HR8AC+	T20R-U	-	-	-	
HR8ACY	T20R-U15 (Discon.)	ITF20	-	ITF20TT	

BOSCH	DENSO STANDARD	DENSO IRIIDIUM POWER	DENSO NICKEL TT	DENSO IRIIDIUM TT (*INDICATES IRIIDIUM TOUGH)	DENSO IRIIDIUM RACING
HR8AP	T20R-U	-	-	-	
HR8APY	T20R-U15 (Discon.)	ITF20	-	ITF20TT	
HR8BC	T16PR-U	ITF16	-	ITF16TT	
HR8BC+	T16PR-U	ITF16	-	ITF16TT	
HR8BCY	T16PR-U15	ITF16	-	ITF16TT	
HR8BP	ITF16	ITF16	-	ITF16TT	
HR8BP+	ITF16	ITF16	-	ITF16TT	
HR8BPX	ITF16	ITF16	-	ITF16TT	
HR8BPX+	ITF16	ITF16	-	ITF16TT	
HR8BPY	T16PR-U15	ITF16	-	ITF16TT	
HR8BPZ	T16PR-U20 (Discon.)	ITF16	-	ITF16TT	
HR8D+	T16PR-U11	ITF16	-	ITF16TT	
HR8DC	T20EPR-U	IT20	T20TT	IT20TT	
HR8DC+	T16EPR-U	IT16	T16TT	IT16TT	
HR8DCX	T16EPR-U	IT16	T16TT	IT16TT	
HR8DCX+	T16EPR-U	IT16	T16TT	IT16TT	
HR8DCY	T16EPR-U15	IT16	T16TT	IT16TT	
HR8DI133X	IT16	IT16	-	IT16TT	
HR8DPP15V	PT16EPR-L13	IT16	-	IT16TT	
HR8DPP222U	PT16EPR-L13	IT16	-	IT16TT	
HR8DPP30V	T16EPR-U	IT16	T16TT	IT16TT	
HR8DPP30X	T16EPR-U	IT16	T16TT	IT16TT	
HR8DPP30Y	T16EPR-U	IT16	T16TT	IT16TT	
HR8DPP33V	IT16	IT16	-	IT16TT	
HR8DPP33X	IT16	IT16	-	IT16TT	
HR8DPP33Y	IT16	IT16	-	IT16TT	
HR8DPX	IT16	IT16	-	IT16TT	
HR8DPX+	IT16	IT16	-	IT16TT	
HR8JI133V	IT16	IT16	-	IT16TT	

BOSCH	DENSO STANDARD	DENSO IRIIDIUM POWER	DENSO NICKEL TT	DENSO IRIIDIUM TT (*INDICATES IRIIDIUM TOUGH)	DENSO IRIIDIUM RACING
HR8JPP302V	T16EPR-U	IT16	T16TT	IT16TT	
HR8KII33V	IT16	IT16	-	IT16TT	
HR8KII33V	IT16	IT16	-	IT16TT	
HR8KII33Y	IT16	IT16	-	IT16TT	
HR8KII33Y	IT16	IT16	-	IT16TT	
HR8LCO	T20NR-U11	IT20	T20TT	IT20TT	
HR8LI133U	IT16	IT16	-	IT16TT	
HR8LI133U	IT16	IT16	-	IT16TT	
HR8LPP30U	K16PR-U	IK16	K16TT	IK16TT	
HR8LPP33U	IT16	IT16	-	IT16TT	
HR8LPX	TJ14R-P15	IT16	T16TT	IT16TT	
HR8LPX+	TJ14R-P15	IT16	T16TT	IT16TT	
HR8MEV	PT16VR13	ITV16	-	ITV16TT	
HR8MI133X	IT16	IT16	-	IT16TT	
HR8MPP30X	IT16	IT16	-	IT16TT	
HR8MPP33X	IT16	IT16	-	IT16TT	
HR8NI1332X	ITV16	ITV16	-	ITV16TT	
HR8NPP302	PT16VR13	ITV16	-	ITV16TT	
HR8NPP302X	ITV16	ITV16	-	ITV16TT	
HR8SI1330V	ITL16	ITL16	-	ITL16TT	
HR8SPP300V	ITL16	ITL16	-	ITL16TT	
HR8TI13302V	ITL16	ITL16	-	ITL16TT	
HR8TPP3002V	ITL16	ITL16	-	ITL16TT	
HR8TPP3302V	ITL16	ITL16	-	ITL16TT	
HR9AC	T16R-U	-	-	-	
HR9AC+	T16R-U	-	-	-	
HR9ACY	T16R-U15	-	-	-	
HR9ACY+	T16R-U15	-	-	-	
HR9AP	ITF16	ITF16	-	ITF16TT	

BOSCH	DENSO STANDARD	DENSO IRIIDIUM POWER	DENSO NICKEL TT	DENSO IRIIDIUM TT (*INDICATES IRIIDIUM TOUGH)	DENSO IRIIDIUM RACING
HR9APX	ITF16	ITF16	-	ITF16TT	
HR9APX+	ITF16	ITF16	-	ITF16TT	
HR9APY	T16R-U15	-	-	-	
HR9BC	T16PR-U	ITF16	-	ITF16TT	
HR9BC+	T16PR-U	ITF16	-	ITF16TT	
HR9BCY	T16PR-U15	ITF16	-	ITF16TT	
HR9BCY+	T16PR-U15	ITF16	-	ITF16TT	
HR9BCZ	T16PR-U15	ITF16	-	ITF16TT	
HR9BII330V	ITF16	ITF16	-	ITF16TT	
HR9BP	T16PR-U	ITF16	-	ITF16TT	
HR9BP+	ITF16	ITF16	-	ITF16TT	
HR9BPX	ITF16	ITF16	-	ITF16TT	
HR9BPX+	ITF16	ITF16	-	ITF16TT	
HR9BPY	ITF16	ITF16	-	ITF16TT	
HR9BPY+	ITF16	ITF16	-	ITF16TT	
HR9BPZ	ITF16	ITF16	-	ITF16TT	
HR9BPZ+	ITF16	ITF16	-	ITF16TT	
HR9DC	T16EPR-U	IT16	T16TT	IT16TT	
HR9DC+	T16EPR-U	IT16	T16TT	IT16TT	
HR9DCX	T16EPR-U15	IT16	T16TT	IT16TT	
HR9DCX+	T16EPR-U15	IT16	T16TT	IT16TT	
HR9DCY	T16EPR-U15	IT16	T16TT	IT16TT	
HR9DCY+	T16EPR-U15	IT16	T16TT	IT16TT	
HR9DPX	IT16	IT16	-	IT16TT	
HR9DPX+	IT16	IT16	-	IT16TT	
HR9DPY	IT16	IT16	-	IT16TT	
HR9DPY+	IT16	IT16	-	IT16TT	
HR9HC+	T16EPR-U	IT16	T16TT	IT16TT	
HR9HC0	T16EPR-U	IT16	T16TT	IT16TT	

BOSCH	DENSO STANDARD	DENSO IRIIDIUM POWER	DENSO NICKEL TT	DENSO IRIIDIUM TT (*INDICATES IRIIDIUM TOUGH)	DENSO IRIIDIUM RACING
HR9HP0+	IT16	IT16	-	IT16TT	
HR9KII33Y	IT16	IT16	-	IT16TT	
HR9LC0	T16NR-U11	IT16	T16TT	IT16TT	
HR9LCX+	T16NR-U11	IT16	T16TT	IT16TT	
HR9LCY+	T16EPR-U15	IT16	T16TT	IT16TT	
HR9LII33X	IT16	IT16	-	IT16TT	
HR9LPX	TJ14R-P15	IT16	T16TT	IT16TT	
HR9LPX+	TJ14R-P15	IT16	T16TT	IT16TT	
HR9SII330X	ITL16	ITL16	-	ITL16TT	
HS5E	T22M-U	-	-	-	
HS6E	T22M-U	-	-	-	
HS7E	T20M-U	-	-	-	
HS7F	T20M-U	-	-	-	
HS8E	T20M-U	-	-	-	
M10A0	L14-U	-	-	-	
M10AC	M14	-	-	-	
M10AC0	L14-U	-	-	-	
M4A	M24S	-	-	-	
M4AC	M24S	-	-	-	
M5A	M22	-	-	-	
M5AC	M22	-	-	-	
M7A	M17	-	-	-	
M7AC	M17	-	-	-	
M8A	M14	-	-	-	
M8A0	L14-U	-	-	-	
M8AC	M14	-	-	-	
M8AC0	L14-U	-	-	-	
M95T1	M14	-	-	-	
U260T1	U22FS-U	IUF22	-	-	

BOSCH	DENSO STANDARD	DENSO IRIIDIUM POWER	DENSO NICKEL TT	DENSO IRIIDIUM TT (*INDICATES IRIIDIUM TOUGH)	DENSO IRIIDIUM RACING
U3CC	U22ES-N	IU22	-	-	
U4AC	U22FS-U	IUF22	-	-	
U5AC	U20FS-U	IUF22	-	-	
UH4CC	U24FER9	IUH24	-	-	IU01-24
UR2AS	U24FSR-U	IUF24	-	-	
UR2CC	U24ESR-N	IU24	-	-	IU01-24
UR3AC	U22FSR-U	IUF22	-	-	
UR3AS	U22FSR-U	IUF22	-	-	
UR3CC	U22ESR-N	IU22	-	-	
UR4AS	U20FSR-U	IUF22	-	-	
UR5AC	U20FSR-U	IUF22	-	-	
UR6AC	U20FSR-U	IUF22	-	-	
V6S113828	-	-	-	-	-
VR7NII33X	-	-	-	IXEH20ETT	
VR8NII35U	-	-	-	IXEH20TT	
W06AS	W31FS	-	-	-	
W06CS	IW34	IW34	-	-	IW01-34/ IW06-34
W07AS	W31FS	-	-	-	
W07CS	IW34	IW34	-	-	IW01-34/ IW06-34
W08AS	W27FS-U	IWF27	-	-	
W08CS	W31ES-U	IW31	-	-	IW01-31/ IW06-31
W10AC	W14F-U	-	-	-	
W10CC	W14E	-	-	-	
W10D	W 9EP	-	-	-	
W10DC	W 9EP	-	-	-	
W10EC	W 9-U	-	-	-	
W10FC	W14PR-U	-	-	-	
W2AC	W27FS-U	IWF27	-	-	
W2AS	W27FS-U	IWF27	-	-	

BOSCH	DENSO STANDARD	DENSO IRIIDIUM POWER	DENSO NICKEL TT	DENSO IRIIDIUM TT (*INDICATES IRIIDIUM TOUGH)	DENSO IRIIDIUM RACING
W2CC	W27ES-U	IW27	-	-	IW01-27/ IW06-27
W2CS	W31ES-U	IW31	-	-	IW01-31/ IW06-31
W3AC	W24FS-U	IWF24	-	-	
W3AP	W24FS-U	IWF24	-	-	
W3AS	W24FS-U	IWF24	-	-	
W3CC	W24ES-U	IW24	-	-	IW01-24
W3CP	W24ES-U	IW24	-	-	IW01-24
W3CS	W24ES-U	IW24	-	-	IW01-24
W3DP	W24EP-U	IW24	-	-	IW01-24
W3DP0	W24ES-U	IW24	-	-	IW01-24
W4AC	W24FS-U	IWF24	-	-	
W4AP	W24FS-U	IWF24	-	-	
W4AS	W24FS-U	IWF24	-	-	
W4CC	W24ES-U	IW24	-	-	IW01-24
W4CP	W24ES-U	IW24	-	-	IW01-24
W4CPX	W24ES-U11 (Discon.)	IW24	-	-	IW01-24
W4CS	W24ES-U	IW24	-	-	IW01-24
W4DP	W22EP-U	IW22	W22TT	VW22*	
W4DP0	IW24	IW24	-	-	IW01-24
W5AC	W22FS-U	IWF22	-	-	
W5AP	W22FS-U	IWF22	-	-	
W5AS	W22FS-U	IWF22	-	-	
W5B	W22FP-U	IWF22	-	-	
W5B+	W22FP-U	IWF22	-	-	
W5BC	W22FP-U	IWF22	-	-	
W5BP	W22FS-U	IWF22	-	-	
W5C	W22ES-U	-	-	-	
W5CC	W22ES-U	-	-	-	
W5CCX	W22ES-U11 (Discon.)	IW22	W22TT	VW22*	

BOSCH	DENSO STANDARD	DENSO IRIIDIUM POWER	DENSO NICKEL TT	DENSO IRIIDIUM TT (*INDICATES IRIIDIUM TOUGH)	DENSO IRIIDIUM RACING
W5CP	W22ES-U	-	-	-	
W5CS	W22ES-U	-	-	-	
W5D	W22EP-U	IW22	W22TT	VW22*	
W5DC	W22EP-U	IW22	W22TT	VW22*	
W5DC0	W22EP-U	IW22	W22TT	VW22*	
W5DP	W22EP-U	IW22	W22TT	VW22*	
W5DP0	W22EP-U	IW22	W22TT	VW22*	
W5DTC	W22EPB	IW22	W22TT	VW22*	
W5EC	W22S-U	-	-	-	
W6BC	W20FP-U	IWF20	WF20TT	-	
W6D	W20EP-U	IW20	W20TT	IW20TT	
W6D1	W20EP-U	IW20	W20TT	IW20TT	
W6DC	W20EP-U	IW20	W20TT	IW20TT	
W6DC0	W20EP-U	IW20	W20TT	IW20TT	
W6DP	W20EP-U	IW20	W20TT	IW20TT	
W6DP0	W20ES-U	-	-	-	
W6DTC	W20EPB	IW20	W20TT	IW20TT	
W7AC	W20FS-U	IWF22	-	-	
W7B	W20FP-U	IWF20	WF20TT	-	
W7BC	W20FP-U	IWF20	WF20TT	-	
W7BP	W20FPR-U	IWF20	WF20TT	-	
W7C0	W20ES-U	-	-	-	
W7CC	W20ES-U	-	-	-	
W7CC0	W20ES-U	-	-	-	
W7D	W20EP-U	IW20	W20TT	IW20TT	
W7DC	W20EP-U	IW20	W20TT	IW20TT	
W7DC0	W20EP-U	IW20	W20TT	IW20TT	
W7DCR	W20EPR-U	IW20	W20TT	IW20TT	
W7DCX	W20EP-U11	IW20	W20TT	IW20TT	

BOSCH	DENSO STANDARD	DENSO IRIIDIUM POWER	DENSO NICKEL TT	DENSO IRIIDIUM TT (*INDICATES IRIIDIUM TOUGH)	DENSO IRIIDIUM RACING
W7DP	W20EP-U	IW20	W20TT	IW20TT	
W7DPX	W20EPR-U11	IW20	W20TT	IW20TT	
W7DSR	W20EP-U	IW20	W20TT	IW20TT	
W7DTC	W20EPB	IW20	W20TT	IW20TT	
W7DX	W20EP-U11	IW20	W20TT	IW20TT	
W7EC	W20S-U	-	-	-	
W7FC	W20PR-U	-	-	-	
W7LTCR	W20EPBR-S	IW20	W20TT	IW20TT	
W8A	W16FS-U	-	-	-	
W8A0	W16FS-U	-	-	-	
W8AC	W16FS-U	-	-	-	
W8AP	W16FS-U	-	-	-	
W8AP+	W16FS-U	-	-	-	
W8B	W16FP-U	IWF16	-	-	
W8BC	W16FP-U	IWF16	-	-	
W8BP	W16FP-U	IWF16	-	-	
W8CC	W16ES-U	-	-	-	
W8DC	W16EP-U	IW16	W16TT	IW16TT	
W8DC0	W16EP-U	IW16	W16TT	IW16TT	
W8DCX	W16EP-U10 (Discon.)	IW16	W16TT	IW16TT	
W8DP	W16EP-U	IW16	W16TT	IW16TT	
W8DPV	W16EP-U	IW16	W16TT	IW16TT	
W8DPX	W16EP-U	IW16	W16TT	IW16TT	
W8DTC	W20EPB	IW20	W20TT	IW20TT	
W8DX	W16EP-U10 (Discon.)	IW16	W16TT	IW16TT	
W8E	W16S-U	-	-	-	
W8EC	W16S-U	-	-	-	
W8FC	W16PR-U	-	-	-	
W8LCR	J16CR-U	IW16	W16TT	IW16TT	

BOSCH	DENSO STANDARD	DENSO IRIIDIUM POWER	DENSO NICKEL TT	DENSO IRIIDIUM TT (*INDICATES IRIIDIUM TOUGH)	DENSO IRIIDIUM RACING
W8LDCR	W16ETR-S	IW16	W16TT	IW16TT	
W8LPR	J16CR-U	IW16	W16TT	IW16TT	
W8LPR+	J16CR-U	IW16	W16TT	IW16TT	
W8LTCR	W20EPBR-S	IW20	W20TT	IW20TT	
W9AC	W14F-U	-	-	-	
W9AC0	W14F-U	-	-	-	
W9CC	W14E	-	-	-	
W9DC	W14EP-U	IW16	W16TT	IW16TT	
W9DC0	W14EP-U	IW16	W16TT	IW16TT	
W9DCX	W14EX-U11	IW16	W16TT	IW16TT	
W9EC0	W14LM-US	-	-	-	
W9LDCR	W16ETR-S	IW16	W16TT	IW16TT	
WEA	SF-50	-	-	-	
WGR7DQP	P20PR11	IW20	-	IW20TT	
WGR8DDP	IW16	IW16	-	IW16TT	
WGR8DQP	P16PR11	IW16	-	IW16TT	
WGR9DDP	IW16	IW16	-	IW16TT	
WK175T1	W20M-US	-	-	-	
WR10DC	W14EPR-U	IW16	W16TT	IW16TT	
WR10F	W14PR-U	-	-	-	
WR10FC	W14PR-U	-	-	-	
WR10FC+	W14PR-U	-	-	-	
WR10LC+	J16CR-U	IW16	W16TT	IW16TT	
WR10LCV+	J16CR-U	IW16	W16TT	IW16TT	
WR11E0	W 9LMR-US	-	-	-	
WR11F	W 9PR-U	-	-	-	
WR4AC	W24FSR	IWF24	-	-	
WR4CC	W24ESR-U	IW24	-	-	IW01-24
WR4CP	W24ESR-U	IW24	-	-	IW01-24

BOSCH	DENSO STANDARD	DENSO IRIIDIUM POWER	DENSO NICKEL TT	DENSO IRIIDIUM TT (*INDICATES IRIIDIUM TOUGH)	DENSO IRIIDIUM RACING
WR4DP0	IW24	IW24	-	-	IW01-24
WR56	IW22	IW22	-	VW22*	
WR5AC	W22FSR	IWF22	-	-	
WR5AC+	W22FSR	IWF22	-	-	
WR5BC	W22FP-U	IWF22	-	-	
WR5BC+	W22FP-U	IWF22	-	-	
WR5CC	W22ESR-U	-	-	-	
WR5D+	W22EPR-U	IW22	W22TT	VW22*	
WR5DC	W22EPR-U	IW22	W22TT	VW22*	
WR5DC+	W22EPR-U	IW22	W22TT	VW22*	
WR5DP	W22EPR-U	IW22	W22TT	VW22*	
WR5DP+	W22EPR-U	IW22	W22TT	VW22*	
WR5DS	W22EPR-U	IW22	W22TT	VW22*	
WR6BC	W20FPR-U	IWF20	WF20TT	-	
WR6BC+	W20FPR-U	IWF20	WF20TT	-	
WR6DC	W20EPR-U	IW20	W20TT	IW20TT	
WR6DC+	W20EPR-U	IW20	W20TT	IW20TT	
WR6DC2	W20EPR-U	IW20	W20TT	IW20TT	
WR6DCX	W20EPR-U11	IW20	W20TT	IW20TT	
WR6DP	IW20	IW20	-	IW20TT	
WR6DP+	IW20	IW20	-	IW20TT	
WR6DP0	IW20	IW20	-	IW20TT	
WR6DP1X	IW20	IW20	-	IW20TT	
WR6DPX	IW20	IW20	-	IW20TT	
WR6DS	W20EPR-U	IW20	W20TT	IW20TT	
WR6DTC	W20EPBR-S	IW20	W20TT	IW20TT	
WR7AC	W20FSR-U	IWF22	-	-	
WR7AC+	W20FSR-U	IWF22	-	-	
WR7B	W20FPR-U	IWF20	WF20TT	-	

BOSCH	DENSO STANDARD	DENSO IRIIDIUM POWER	DENSO NICKEL TT	DENSO IRIIDIUM TT (*INDICATES IRIIDIUM TOUGH)	DENSO IRIIDIUM RACING
WR7BC	W20FPR-U	IWF20	WF20TT	-	
WR7BC+	W20FPR-U	IWF20	WF20TT	-	
WR7BP	W20FPR-U	IWF20	WF20TT	-	
WR7BP+	W20FPR-U	IWF20	WF20TT	-	
WR7CC	W20ESR-U	-	-	-	
WR7CC+	W20ESR-U	-	-	-	
WR7CCX+	W20ESR-U	-	-	-	
WR7CP	W20ESR-U	-	-	-	
WR7CP+	W20ESR-U	-	-	-	
WR7CPX	W20ESR-U	-	-	-	
WR7CPX+	W20ESR-U	-	-	-	
WR7DC	W20EPR-U	IW20	W20TT	IW20TT	
WR7DC+	W20EPR-U	IW20	W20TT	IW20TT	
WR7DCX	W20EPR-U11	IW20	W20TT	IW20TT	
WR7DP	IW20	IW20	-	IW20TT	
WR7DP+	IW20	IW20	-	IW20TT	
WR7DP1	IW20	IW20	-	IW20TT	
WR7DP1X	IW20	IW20	-	IW20TT	
WR7DPX	IW20	IW20	-	IW20TT	
WR7DPX+	IW20	IW20	-	IW20TT	
WR7DS	W20EPR-U	IW20	W20TT	IW20TT	
WR7DTC	W20EPBR-S	IW20	W20TT	IW20TT	
WR7EC	W20SR-U	-	-	-	
WR7LC	J16CR-U	IW16	W16TT	IW16TT	
WR8AC	W16FSR	-	-	-	
WR8AC+	W16FSR	-	-	-	
WR8BC	W16FPR-U	IWF16	-	-	
WR8BC+	W16FPR-U	IWF16	-	-	
WR8CC	W16ESR-U	-	-	-	

BOSCH	DENSO STANDARD	DENSO IRIIDIUM POWER	DENSO NICKEL TT	DENSO IRIIDIUM TT (*INDICATES IRIIDIUM TOUGH)	DENSO IRIIDIUM RACING
WR8CC+	W16ESR-U	-	-	-	
WR8CP	W16ESR-U	-	-	-	
WR8CP+	W16ESR-U	-	-	-	
WR8DC	W16EPR-U	IW16	W16TT	IW16TT	
WR8DC+	W16EPR-U	IW16	W16TT	IW16TT	
WR8DC4	W16EPR-U	IW16	W16TT	IW16TT	
WR8DCX	W16EPR-U11	IW16	W16TT	IW16TT	
WR8DCX+	W16EPR-U11	IW16	W16TT	IW16TT	
WR8DP	IW16	IW16	-	IW16TT	
WR8DP+	IW16	IW16	-	IW16TT	
WR8DP1	IW16	IW16	-	IW16TT	
WR8DP1X	IW16	IW16	-	IW16TT	
WR8DPX	IW16	IW16	-	IW16TT	
WR8DPX+	IW16	IW16	-	IW16TT	
WR8DS	W16EPR-U	IW16	W16TT	IW16TT	
WR8EC	J16CR-U	IW16	W16TT	IW16TT	
WR8EC+	W16S-U	-	-	-	
WR8FC	W16PR-U	-	-	-	
WR8LC	J16CR-U	IW16	W16TT	IW16TT	
WR8LC+	J16CR-U	IW16	W16TT	IW16TT	
WR91	IW16	IW16	-	IW16TT	
WR91X	IW16	IW16	-	IW16TT	
WR9DC	W14EPR-U	IW16	W16TT	IW16TT	
WR9DC+	W14EPR-U	IW16	W16TT	IW16TT	
WR9DCX	W14EXR-U11	IW16	W16TT	IW16TT	
WR9DCX+	W14EXR-U11	IW16	W16TT	IW16TT	
WR9DP	W14EPR-U	IW16	W16TT	IW16TT	
WR9DP+	W14EPR-U	IW16	W16TT	IW16TT	
WR9DPX+	W14EXR-U11	IW16	W16TT	IW16TT	

BOSCH	DENSO STANDARD	DENSO IRIIDIUM POWER	DENSO NICKEL TT	DENSO IRIIDIUM TT (*INDICATES IRIIDIUM TOUGH)	DENSO IRIIDIUM RACING
WR9DS	W14EPR-U	IW16	W16TT	IW16TT	
WR9EC3	W14L	-	-	-	
WR9FC	W14PR-U	-	-	-	
WR9FC+	W14PR-U	-	-	-	
WR9FP	W14PR-U	-	-	-	
WR9FP+	W14PR-U	-	-	-	
WR9FPY+	W14PR-U	-	-	-	
WR9LP	P16PR8	IW16	-	IW16TT	
WR9LP+	P16PR8	IW16	-	IW16TT	
WR9LS	W14EXR-U	IW16	W16TT	IW16TT	
WS12E	W14M-U	-	-	-	
WS5E	W22M-U	-	-	-	
WS5F	W22MP-U	-	-	-	
WS7E	W20M-U	-	-	-	
WS7E	W20M-US	-	-	-	
WS7F	W20MP-U	-	-	-	
WS8E	W20M-US	-	-	-	
WS8F	W20MP-U	-	-	-	
WSR5F	W22MPR-U	-	-	-	
WSR6F	W22MPR-U	-	-	-	
WSR7F	W20MPR-U10	-	-	-	
WSR8F	W20MPR-U10	-	-	-	
X3CP0	X27ES-U	IX27	-	-	IXU01-27
X4CC	X24ES-U	IX24	-	-	IXU01-24
X4CS	X24ES-U	IX24	-	-	IXU01-24
X4DC	X27EP-U9	IX27B	-	-	IXU01-27
X5DC	X22EP-U9	IX22B	-	-	
X5DTC	X22ES-U	IX22	-	-	
XR2CS	X27ESR-U	IX27	-	-	IXU01-27

BOSCH	DENSO STANDARD	DENSO IRIIDIUM POWER	DENSO NICKEL TT	DENSO IRIIDIUM TT (*INDICATES IRIIDIUM TOUGH)	DENSO IRIIDIUM RACING
XR4CS	X24ESR-U	IX24	-	-	IXU01-24
XR4DC	X27EPR-U9	IX27B	-	-	IXU01-27
XR5CC	X24ESR-U	IX24	-	-	IXU01-24
XR5DC	X22EPR-U9	IX22B	-	-	
XR7CC	X22ESR-U	IX22	-	-	
XR7DC	X22EPR-U9	IX22B	-	-	
XR8DC	X20EPR-U9	-	-	-	
Y5DDC	XU22EPR-U	IXU22	XU22TT	VXU22*	
Y6DC	XU20EPR-U	IXU22	XU22TT	VXU20*	
Y6NPP3320	SXU22HDR8	IXUH22	-	VXUH22*	
Y7MPP33	SXU22HDR8	IXUH22	-	VXUH22*	
YR5LDE	XU22EPR-U	IXU22	XU22TT	VXU22*	
YR6LDE	XU22EPR-U	IXU22	XU22TT	VXU22*	
YR7DE	XU20EPR-U	IXU22	XU22TT	VXU20*	
YR7MPP33	SXU22HDR8	IXUH22	-	VXUH22*	
ZMR5TPP33	ZXU22HCR8	IXUH22I	-	VXUH22I*	
ZMR5TPP339	ZXU22HCR8	IXUH22I	-	VXUH22I*	
ZR5S1332	-	-	-	-	
ZR5TPP33	ZXU22HCR8	IXUH22I	-	VXUH22I*	
ZR5TPP330A	ZXU22HCR8	IXUH22I	-	VXUH22I*	
ZR5TPP332	ZXU22HCR8	IXUH22I	-	VXUH22I*	
ZR5TPP339	ZXU22HCR8	IXUH22I	-	VXUH22I*	
4307	IW16	IW16	-	IW16TT	
4417	PK20PR11	IK20	-	IK20TT	
4418	PK16PR-L11	IK16	-	IK16TT	
4428	PK16CR-L11	IK16L	-	IK16TT	
4449	ITF16	ITF16	-	ITF16TT	
4469	PT16EPR-L13	IT16	-	IT16TT	
4501	IK16	IK16	-	IK16TT	

BOSCH	DENSO STANDARD	DENSO IRIIDIUM POWER	DENSO NICKEL TT	DENSO IRIIDIUM TT (*INDICATES IRIIDIUM TOUGH)	DENSO IRIIDIUM RACING
4502	ITF16	ITF16	-	ITF16TT	
4503	IK20	IK20	-	IK20TT	
4504	IT16	IT16	-	IT16TT	
4505	IT20	IT20	-	IT20TT	
4506	IW16	IW16	-	IW16TT	
4507	IW16	IW16	-	IW16TT	
4508	IK20	IK20	-	IK20TT	
4509	IT16	IT16	-	IT16TT	
4510	IW20	IW20	-	IW20TT	
4511	ITF20	ITF20	-	ITF20TT	
4512	IK16	IK16	-	IK16TT	
4513	ITL20	ITL20	-	-	
4514	ITV16	ITV16	-	ITV16TT	
4515	ITV20	ITV20	-	ITV20TT	
6701	ITF20	ITF20	-	ITF20TT	
6702	IK16	IK16	-	IK16TT	
6703	IT20	IT20	-	IT20TT	
6704	K16PR-U	IK16	K16TT	IK16TT	
6705	IK20	IK20	-	IK20TT	
6706	T16EPR-U	IT16	T16TT	IT16TT	
6707	K20TXR	IK20	K20TT	IK20TT	
6708	ITF16	ITF16	-	ITF16TT	
6709	T16EPR-U	IT16	T16TT	IT16TT	
6710	IT20	IT20	-	IT20TT	
6713	IKH16	IKH16	-	IKH16TT	
6715	T16EPR-U	IT16	T16TT	IT16TT	
6716	ITV16	ITV16	-	ITV16TT	
6717	K20TXR	IK20	K20TT	IK20TT	
6718	IT16	IT16	-	IT16TT	

BOSCH	DENSO STANDARD	DENSO IRIIDIUM POWER	DENSO NICKEL TT	DENSO IRIIDIUM TT (*INDICATES IRIIDIUM TOUGH)	DENSO IRIIDIUM RACING
6719	K20PBR-S10	IK20	-	IK20TT	
6720	ITL16	ITL16	-	ITL16TT	
6721	K20PBR-S10	IK20	-	IK20TT	
6723	T16EPR-U	IT16	T16TT	IT16TT	
6724	K20PBR-S10	IK20	-	IK20TT	
6725	KJ16CR11	IK16	K16TT	IK16TT	
6726	IK16	IK16	-	IK16TT	
6727	ITV16	ITV16	-	ITV16TT	
6730	IK20	IK20	-	IK20TT	
6731	IKH20	IKH20	-	IKH20TT	
6732	ITL16	ITL16	-	ITL16TT	
6734	IKH16	IKH16	-	IKH16TT	
7404	K20TXR	IK20	K20TT	IK20TT	
7922	J16CR-U	IW16	W16TT	IW16TT	
7923	J16CR-U	IW16	W16TT	IW16TT	
8100	IK16	IK16	-	IK16TT	
8101	IK20	IK20	-	IK20TT	
8103	IT20	IT20	-	IT20TT	
8104	IT16	IT16	-	IT16TT	
8105	IK16	IK16	-	IK16TT	
8106	IT16	IT16	-	IT16TT	
8107	IT16	IT16	-	IT16TT	
8108	IT16	IT16	-	IT16TT	
8109	IK20	IK20	-	IK20TT	
8110	IKH16	IKH16	-	IKH16TT	
8111	IT20	IT20	-	IT20TT	
8112	IK20	IK20	-	IK20TT	
8115	IK16	IK16	-	IK16TT	
8116	ITL16	ITL16	-	ITL16TT	

BOSCH	DENSO STANDARD	DENSO IRIIDIUM POWER	DENSO NICKEL TT	DENSO IRIIDIUM TT (*INDICATES IRIIDIUM TOUGH)	DENSO IRIIDIUM RACING
8117	ITL16	ITL16	-	ITL16TT	
8119	IT16	IT16	-	IT16TT	
9600	IK16	IK16	-	IK16TT	
9601	IT16	IT16	-	IT16TT	
9602	IT16	IT16	-	IT16TT	
9603	IK20	IK20	-	IK20TT	
9604	IK20	IK20	-	IK20TT	
9605	IT20	IT20	-	IT20TT	
9606	IT20	IT20	-	IT20TT	
9607	IK20	IK20	-	IK20TT	
9608	IT20	IT20	-	IT20TT	
9609	IKH16	IKH16	-	IKH16TT	
9610	IK20	IK20	-	IK20TT	
9611	IT16	IT16	-	IT16TT	
9612	IT16	IT16	-	IT16TT	
9613	IKH20	IKH20	-	IKH20TT	
9614	IK20	IK20	-	IK20TT	
9615	IKH20	IKH20	-	IKH20TT	
9616	ITV20	ITV20	-	ITV20TT	
9617	ITV16	ITV16	-	ITV16TT	
9620	IXEH20TT	-	-	IXEH20TT	
9621	IXEH20ETT	-	-	IXEH20ETT	
9622	IKH16	IKH16	-	IKH16TT	
9651	IK16	IK16	-	IK16TT	
9652	IK16	IK16	-	IK16TT	
9653	IT16	IT16	-	IT16TT	
9654	ITL16	ITL16	-	ITL16TT	
9655	IT16	IT16	-	IT16TT	
9656	IK16	IK16	-	IK16TT	

BOSCH	DENSO STANDARD	DENSO IRIIDIUM POWER	DENSO NICKEL TT	DENSO IRIIDIUM TT (*INDICATES IRIIDIUM TOUGH)	DENSO IRIIDIUM RACING
9657	IT16	IT16	-	IT16TT	
9659	ITF16	ITF16	-	ITF16TT	
9660	IT16	IT16	-	IT16TT	
9661	ITL16	ITL16	-	ITL16TT	
9664	IK16	IK16	-	IK16TT	
9667	ITL16	ITL16	-	ITL16TT	
9673	IKH16	IKH16	-	IKH16TT	
0 241 145 513	-	-	-	-	
0 241 235 769	PK20GR8	-	-	VKA20*	
0 241 245 670	VK22	IK22	-	VK22*	



A series of horizontal lines for taking notes, spanning the width of the page.

CHAMPION	DENSO STANDARD	DENSO IRIIDIUM POWER	DENSO NICKEL TT	DENSO IRIIDIUM TT (*INDICATES IRIIDIUM TOUGH)	DENSO IRIIDIUM RACING
A10	X20ES-U	-	-	-	
A52R	IXU01-34	-	-	-	IXU01-34
A53C	IXU01-34	-	-	-	IXU01-34
A53R	IXU01-34	-	-	-	IXU01-34
A54R	IXU01-31	-	-	-	IXU01-31
A55C	IXU01-34	-	-	-	IXU01-34
A55R	IXU01-34	-	-	-	IXU01-34
A57C	X31ES-U	-	-	-	IXU01-31
A57G	X31ES-U	-	-	-	IXU01-31
A57R	IXU01-31	-	-	-	IXU01-31
A59C	X27ES-U	IX27	-	-	IXU01-27
A59G	IX27	IX27	-	-	IXU01-27
A59GC	IX27	IX27	-	-	IXU01-27
A5HC	X24ES-U	IX24	-	-	IXU01-24
A5YC	X27EP-U9	IX27B	-	-	IXU01-27
A6	X24ES-U	IX24	-	-	IXU01-24
A61	X27ES-U	IX27	-	-	IXU01-27
A61G	IX27	IX27	-	-	IXU01-27
A6G	X24ES-U	IX24	-	-	IXU01-24
A6GC	X24ES-U	IX24	-	-	IXU01-24
A6GHC	X24EPR-U9	IX24B	-	-	IXU01-24
A6HC	X24EP-U9	IX24B	-	-	IXU01-24
A6Y	X24EP-U9	IX24B	-	-	IXU01-24
A6YC	X24ES-U	IX24	-	-	IXU01-24
A7HC	X22ES-U	IX22	-	-	
A8	X22ES-U	IX22	-	-	
A8HC	X22EP-U9	IX22B	-	-	
A8Y	X24ES-U	IX24	-	-	IXU01-24
A8YC	X22EP-U9	IX22B	-	-	

CHAMPION	DENSO STANDARD	DENSO IRIIDIUM POWER	DENSO NICKEL TT	DENSO IRIIDIUM TT (*INDICATES IRIIDIUM TOUGH)	DENSO IRIIDIUM RACING
B7	W14E	-	-	-	
BL11Y	T20P-U	ITF20	-	ITF20TT	
BL13Y	T16P-U	ITF16	-	ITF16TT	
BL15Y	T16P-U	ITF16	-	ITF16TT	
BL16Y	T14PR-U	ITF16	-	ITF16TT	
BL3	ITF24	ITF24	-	-	
BL4	ITF22	ITF22	-	-	
BL5	ITF22	ITF22	-	-	
BL6	T20R-U	-	-	-	
BL60	ITF27	ITF27	-	-	
BL60Y	ITF27	ITF27	-	-	
BL62Y	ITF24	ITF24	-	-	
BL64Y	ITF24	ITF24	-	-	
BL7Y	ITF22	ITF22	-	-	
BL8	T20R-U	-	-	-	
BL9Y	T20P-U	ITF20	-	ITF20TT	
BN12Y	T16EPR-U	IT16	T16TT	IT16TT	
BN14Y	T16EPR-U	IT16	T16TT	IT16TT	
BN3	IT27	IT27	-	-	
BN60Y	IT27	IT27	-	-	
BN63Y	IT24	IT24	-	-	
BN6Y	T22EP-U	IT22	-	-	
BN7Y	T22EP-U	IT22	-	-	
BN89Y	T20EP-U	IT20	T20TT	IT20TT	
BN9Y	T20EP-U	IT20	T20TT	IT20TT	
C10YCC	Q20P-U	IQ20	Q20TT	IQ20TT	
C10YCX	Q20P-U	IQ20	Q20TT	IQ20TT	
C11YCC	K16PR-U11	IK16	K16TT	IK16TT	
C12YCC	K16PR-U11	IK16	K16TT	IK16TT	

CHAMPION	DENSO STANDARD	DENSO IRIIDIUM POWER	DENSO NICKEL TT	DENSO IRIIDIUM TT (*INDICATES IRIIDIUM TOUGH)	DENSO IRIIDIUM RACING
C279YC	IQ22	IQ22	-	VQ22*	
C281YC	Q20P-U	IQ20	Q20TT	IQ20TT	
C53C	IK31	IK31	-	-	IK01-31/ IK02-31
C53CX	IK31	IK31	-	-	IK01-31/ IK02-31
C55	IK31	IK31	-	-	IK01-31/ IK02-31
C55C	IK31	IK31	-	-	IK01-31/ IK02-31
C55CX	W16S-U	-	-	-	
C55JC4	IK01-31	-	-	-	IK01-31/ IK02-31
C55R	IK02-31	-	-	-	IK01-31/ IK02-31
C57	IK31	IK31	-	-	IK01-31/ IK02-31
C57A	IK01-31	-	-	-	IK01-31/ IK02-31
C57C	IK31	IK31	-	-	IK01-31/ IK02-31
C57CX	W14-U	-	-	-	
C57JC4	IK01-31	-	-	-	IK01-31/ IK02-31
C57R	IK02-31	-	-	-	IK01-31/ IK02-31
C57Y	IK31	IK31	-	-	IK01-31/ IK02-31
C57YC	IK31	IK31	-	-	IK01-31/ IK02-31
C59	IK27	IK27	-	-	IK01-27/ IK02-27
C59A	IK01-27	-	-	-	IK01-27/ IK02-27
C59C	IK27	IK27	-	-	IK01-27/ IK02-27
C59CX	IK27	IK27	-	-	IK01-27/ IK02-27
C59JC4	IK01-27	-	-	-	IK01-27/ IK02-27
C59R	IK02-27	-	-	-	
C59Y	IK27	IK27	-	-	IK01-27/ IK02-27
C59YC	IK27	IK27	-	-	IK01-27/ IK02-27
C61C	IK27	IK27	-	-	IK01-27/ IK02-27
C61CX	W 9-U	-	-	-	
C61YC	IK27	IK27	-	-	IK01-27/ IK02-27
C63	K24PR-U11	IK24	-	-	IK01-24/ IK02-24

CHAMPION	DENSO STANDARD	DENSO IRIIDIUM POWER	DENSO NICKEL TT	DENSO IRIIDIUM TT (*INDICATES IRIIDIUM TOUGH)	DENSO IRIIDIUM RACING
C63C	K24PR-U11	IK24	-	-	IK01-24/ IK02-24
C63CX	W 9-U	-	-	-	
C63YC	K24PR-U11	IK24	-	-	IK01-24/ IK02-24
C63YCC	K24PR-U11	IK24	-	-	IK01-24/ IK02-24
C6BMC	K22PBR-S	IK22	-	VK22*	
C6BYC	K22PB	IK22	-	VK22*	
C6BYC4	K22PB	IK22	-	VK22*	
C6VPYC	K22PR-U	IK22	-	VK22*	
C6YC	IK22	IK22	-	VK22*	
C6YCC	K22PR-U	IK22	-	VK22*	
C6YCX	K22PR-U	IK22	-	VK22*	
C7BMC	K22PBR-S	IK22	-	VK22*	
C7GY	K22PR-U	IK22	-	VK22*	
C7Y	IQ22	IQ22	-	VQ22*	
C7YC	K22PR-U	IK22	-	VK22*	
C7YCC	K22PR-U	IK22	-	VK22*	
C7YCX	K22PR-U	IK22	-	VK22*	
C9BMC	K20TXR	IK20	K20TT	IK20TT	
C9BYC	K20PBR	IK20	K20TT	IK20TT	
C9GY	K20PR-U11	IK20	K20TT	IK20TT	
C9MCC	KJ16CR11	IK16	K16TT	IK16TT	
C9Y	Q20P-U	IQ20	Q20TT	IQ20TT	
C9YC	Q20P-U	IQ20	Q20TT	IQ20TT	
C9YC4	Q20PR-U11	IQ20	Q20TT	IQ20TT	
C9YCC	Q20P-U	IQ20	Q20TT	IQ20TT	
C9YCX	Q20P-U	IQ20	Q20TT	IQ20TT	
CH182	T16R-U	-	-	-	
CJ11	W14M-U	-	-	-	
CJ14	W14M-U	-	-	-	

CHAMPION	DENSO STANDARD	DENSO IRIIDIUM POWER	DENSO NICKEL TT	DENSO IRIIDIUM TT (*INDICATES IRIIDIUM TOUGH)	DENSO IRIIDIUM RACING	CHAMPION	DENSO STANDARD	DENSO IRIIDIUM POWER	DENSO NICKEL TT	DENSO IRIIDIUM TT (*INDICATES IRIIDIUM TOUGH)	DENSO IRIIDIUM RACING
CJ3	W22M-U	-	-	-		E0N4	PT16VR13	ITV16	-	ITV16TT	
CJ4	W22M-U	-	-	-		E0N5	W20EPR-U	IW20	W20TT	IW20TT	
CJ6	W22M-U	-	-	-		F10	MA20PR-U	-	-	-	
CJ6Y	W22MP-U	-	-	-		F10C	MA20PR-U	-	-	-	
CJ7Y	W22MP-U	-	-	-		F11Y	MA16PR-U	-	-	-	
CJ8	W20M-U	-	-	-		F11YC	MA16PR-U	-	-	-	
CJ86	W20M-U	-	-	-		F121503	IK24	IK24	-	-	IK01-24/ IK02-24
CJ8S	X22EPR-U9	IX22B	-	-		F62Y	MA16PR-U	-	-	-	
CJ8Y	W20MP-U	-	-	-		F7Y	MA20P-U	-	-	-	
CJ8YS	X22EPR-U9	IX22B	-	-		F7YC	MA20P-U	-	-	-	
D10	M17	-	-	-		F7YCC	MA20P-U	-	-	-	
D14	L14-U	-	-	-		F81Y	MA16PR-U	-	-	-	
D14N	L14-U	-	-	-		F83Y	MA16PR-U	-	-	-	
D15Y	L14-U	-	-	-		F9Y	MA20P-U	-	-	-	
D16	L14-U	-	-	-		F9YC	MA20P-U	-	-	-	
D16J	L14-U	-	-	-		FN14LY	QJ16HR-U	-	-	-	
D18Y	L14-U	-	-	-		G1	U27ES-N	IU27	-	-	IU01-27/ RU01-27
D21	L14-U	-	-	-		G2	U24ESR-N	IU24	-	-	IU01-24
D23	L14-U	-	-	-		G53C	IU01-34	-	-	-	IU01-34/ RU01-34
D6	M24S	-	-	-		G54R	IU01-31	-	-	-	IU01-31/ RU01-31
D78Y	M24S	-	-	-		G54V	RU01-31	-	-	-	IU01-31/ RU01-31
D9	M22	-	-	-		G55	U31ESR-N	IU31	-	-	IU01-31/ RU01-31
D9J	M22	-	-	-		G55C	U31ESR-N	IU31	-	-	IU01-31/ RU01-31
DJ6J	T22M-U	-	-	-		G55R	IU01-31	-	-	-	IU01-31/ RU01-31
DJ6Y	T22MP-U	-	-	-		G57C	U31ESR-N	IU31	-	-	IU01-31/ RU01-31
DJ7J	T20M-U	-	-	-		G57R	IU01-31	-	-	-	IU01-31/ RU01-31
DJ7Y	T20MP-U	-	-	-		G58	U27ES-N	IU27	-	-	IU01-27/ RU01-27
DJ8J	T20M-U	-	-	-		G59C	U27ES-N	IU27	-	-	IU01-27/ RU01-27
E0N3	T20EPR-U	IT20	T20TT	IT20TT		G59R	IU27	IU27	-	-	IU01-27/ RU01-27

CHAMPION	DENSO STANDARD	DENSO IRIIDIUM POWER	DENSO NICKEL TT	DENSO IRIIDIUM TT (*INDICATES IRIIDIUM TOUGH)	DENSO IRIIDIUM RACING
G61	U27ES-N	IU27	-	-	IU01-27/ RU01-27
G63	U24ESR-N	IU24	-	-	IU01-24
G7C	U22ES-N	IU22	-	-	
GI	U27ES-N	IU27	-	-	IU01-27/ RU01-27
H03	W20S-U	-	-	-	
H10	W16LS	-	-	-	
H10C	W14L	-	-	-	
H10J	W14L	-	-	-	
H11	W14L	-	-	-	
H12	W14L	-	-	-	
H14Y	W14L	-	-	-	
H8	W16LS	-	-	-	
H81	W16LS	-	-	-	
H8C	W16LS	-	-	-	
H8J	W16LS	-	-	-	
J10	W20S-U	-	-	-	
J10Y	W20PR-U	-	-	-	
J11C	W 9-U	-	-	-	
J11J	W 9-U	-	-	-	
J11Y	W16PR-U	-	-	-	
J12C	W 9-U	-	-	-	
J12J	W 9-U	-	-	-	
J12YC	W16PR-U	-	-	-	
J13Y	W14PR-U	-	-	-	
J14J	W 9-U	-	-	-	
J14Y	W14PR-U	-	-	-	
J14YC	W14PR-U	-	-	-	
J17LM	W14LM-US	-	-	-	
J18Y	W 9PR-U	-	-	-	

CHAMPION	DENSO STANDARD	DENSO IRIIDIUM POWER	DENSO NICKEL TT	DENSO IRIIDIUM TT (*INDICATES IRIIDIUM TOUGH)	DENSO IRIIDIUM RACING
J18YC	W 9P-U	-	-	-	
J19LM	W 9LM-US	-	-	-	
J2J	W27S-U	-	-	-	
J4	W24S-U	-	-	-	
J4C	W24S-U	-	-	-	
J4J	W24S-U	-	-	-	
J5	W22S-U	-	-	-	
J6	W20S-U	-	-	-	
J63Y	W22S-U	-	-	-	
J6C	W20S-U	-	-	-	
J6J	W20S-U	-	-	-	
J7	W16S-U	-	-	-	
J7J	W16S-U	-	-	-	
J8C	W14-U	-	-	-	
J8CS	W20FPR-U	IWF20	WF20TT	-	
J8J	W14-U	-	-	-	
K13	M14	-	-	-	
K15J	M14	-	-	-	
K3G	M24S	-	-	-	
K5G	M24S	-	-	-	
K7	M24S	-	-	-	
K8	M22	-	-	-	
K8G	M24S	-	-	-	
K9	M22	-	-	-	
KB75N	GI3-3	-	-	-	
KB77WPCC	GI3-3	-	-	-	
L10	W14F-U	-	-	-	
L11YC	W16FP-U	IWF16	-	-	
L12Y	W16FP-U	IWF16	-	-	

CHAMPION	DENSO STANDARD	DENSO IRIIDIUM POWER	DENSO NICKEL TT	DENSO IRIIDIUM TT (*INDICATES IRIIDIUM TOUGH)	DENSO IRIIDIUM RACING
L14	W14F-U	-	-	-	
L15Y	W 9FP	-	-	-	
L19V	SF-50	-	-	-	
L20V	SF-50	-	-	-	
L288	W16FS-U	-	-	-	
L2G	W27FS-U	IWF27	-	-	
L3G	W24FS-U	IWF24	-	-	
L4G	W22FS-U	IWF22	-	-	
L4J	W27FS-U	IWF27	-	-	
L5	W22FS-U	IWF22	-	-	
L55G	W31FS	-	-	-	
L57R	IWF27	IWF27	-	-	
L58R	IWF27	IWF27	-	-	
L60R	IWF24	IWF24	-	-	
L61Y	W24FPR-L (Discon.)	IWF24	-	-	
L62R	IWF24	IWF24	-	-	
L64Y	W22FP-U	IWF22	-	-	
L66Y	W20FP-U	IWF20	WF20TT	-	
L6G	W22FS-U	IWF22	-	-	
L6VC	SF-50	-	-	-	
L70	W20FS-U	IWF22	-	-	
L70V	SF-50	-	-	-	
L76V	SF-50	-	-	-	
L77J	W27FS-U	IWF27	-	-	
L77J4	W27FS-U10	IWF27	-	-	
L77JC	W27FS-U	IWF27	-	-	
L77JC4	W27FS-U10	IWF27	-	-	
L77V	SF-50	-	-	-	
L78	W24FS-U	IWF24	-	-	

CHAMPION	DENSO STANDARD	DENSO IRIIDIUM POWER	DENSO NICKEL TT	DENSO IRIIDIUM TT (*INDICATES IRIIDIUM TOUGH)	DENSO IRIIDIUM RACING
L78C	W24FS-U	IWF24	-	-	
L78V	SF-51 (Discon.)	-	-	-	
L78YC6	IWF24	IWF24	-	-	
L7J	W22FS-U	IWF22	-	-	
L7YC	W22FP-U	IWF22	-	-	
L7YC4	W22FP-U10	IWF22	-	-	
L81	W22FS-U	IWF22	-	-	
L81Y	W22FP-U	IWF22	-	-	
L82	W20FS-U	IWF22	-	-	
L82C	W22FS-U	IWF22	-	-	
L82Y	W22FP-U	IWF22	-	-	
L82YC	W22FP-U	IWF22	-	-	
L82YCC	W22FP-U	IWF22	-	-	
L85	W20FS-U	IWF22	-	-	
L85C	W20FS-U	IWF22	-	-	
L86	W16FS-U	-	-	-	
L86C	W16FS-U	-	-	-	
L86CC	W16FS-U	-	-	-	
L87R	IWF27	IWF27	-	-	
L87Y	W20FP-U	IWF20	WF20TT	-	
L87YC	W20FP-U	IWF20	WF20TT	-	
L87YCC	W20FP-U	IWF20	WF20TT	-	
L88A	W16FS-U	-	-	-	
L89CM	W16FS-U	-	-	-	
L90	W16FS-U	-	-	-	
L90C	W16FS-U	-	-	-	
L92Y	W16FP-U	IWF16	-	-	
L92YC	W16FP-U	IWF16	-	-	
L95Y	W 9FP	-	-	-	

CHAMPION	DENSO STANDARD	DENSO IRIIDIUM POWER	DENSO NICKEL TT	DENSO IRIIDIUM TT (*INDICATES IRIIDIUM TOUGH)	DENSO IRIIDIUM RACING
L95YC	W 9FP	-	-	-	
L9G	W20FS-U	IWF22	-	-	
L9J	W20FS-U	IWF22	-	-	
L9YC	W20FP-U	IWF20	WF20TT	-	
M82N	W14PR-U	-	-	-	
N1	W31ES-U	IW31	-	-	IW01-31/ IW06-31
N10PY	W20EP-U	IW20	W20TT	IW20TT	
N10Y	W20EP-U	IW20	W20TT	IW20TT	
N10Y4	W20EP-U11	IW20	W20TT	IW20TT	
N11Y	W16EP-U	IW16	W16TT	IW16TT	
N11YC	W16EP-U	IW16	W16TT	IW16TT	
N11YC4	W16EX-U11	IW16	W16TT	IW16TT	
N11YCC	W16EP-U	IW16	W16TT	IW16TT	
N12Y	W16EP-U	IW16	W16TT	IW16TT	
N12YC	W16EP-U	IW16	W16TT	IW16TT	
N12YCC	W16EP-U	IW16	W16TT	IW16TT	
N13L	J16BR-U	-	-	-	
N13Y	W16EP-U	IW16	W16TT	IW16TT	
N14Y	W16EP-U	IW16	W16TT	IW16TT	
N16Y	W14EP-U	IW16	W16TT	IW16TT	
N16YC	W14EP-U	IW16	W16TT	IW16TT	
N178B	IRE01-27	-	-	-	IRE01-27
N179BC	IRE01-27	-	-	-	IRE01-27
N180B	IRE01-27	-	-	-	IRE01-27
N1C	W27ES-U	IW27	-	-	IW01-27/ IW06-27
N2	W27ES-U	IW27	-	-	IW01-27/ IW06-27
N21	W14E	-	-	-	
N279Y	W22EP-U	IW22	W22TT	VW22*	
N279YC	W22EP-U	IW22	W22TT	VW22*	

CHAMPION	DENSO STANDARD	DENSO IRIIDIUM POWER	DENSO NICKEL TT	DENSO IRIIDIUM TT (*INDICATES IRIIDIUM TOUGH)	DENSO IRIIDIUM RACING
N281YC	W20EP-U	IW20	W20TT	IW20TT	
N288	W20ES-U	-	-	-	
N2C	W27ES-U	IW27	-	-	IW01-27/ IW06-27
N2G	W27ES-U	IW27	-	-	IW01-27/ IW06-27
N3	W24ES-U	IW24	-	-	IW01-24
N3C	W24ES-U	IW24	-	-	IW01-24
N3CX	W24ES-U	IW24	-	-	IW01-24
N3G	W24ES-U	IW24	-	-	IW01-24
N4	W22ES-U	-	-	-	
N4C	W22ES-U	-	-	-	
N4G	W22ES-U	-	-	-	
N4YC	W22EP-U	IW22	W22TT	VW22*	
N5	W20ES-U	-	-	-	
N52R	IW01-34	-	-	-	IW01-34/ IW06-34
N54R	IW34	IW34	-	-	IW01-34/ IW06-34
N55G	IW34	IW34	-	-	IW01-34/ IW06-34
N57	W31ES-U	IW31	-	-	IW01-31/ IW06-31
N57G	W31ES-U	IW31	-	-	IW01-31/ IW06-31
N57R	IW31	IW31	-	-	IW01-31/ IW06-31
N59G	W29ES-V (Discon.)	IW29	-	-	
N5C	W20ES-U	-	-	-	
N5G	W20ES-U	-	-	-	
N5YC	W20EP-U	IW20	W20TT	IW20TT	
N6	W16ES-U	-	-	-	
N60	W27ES-U	IW27	-	-	IW01-27/ IW06-27
N60R	IW29	IW29	-	-	IW01-29
N60Y	IW27	IW27	-	-	IW01-27/ IW06-27
N61YD	IW27	IW27	-	-	IW01-27/ IW06-27
N62R	IW27	IW27	-	-	IW01-27/ IW06-27

CHAMPION	DENSO STANDARD	DENSO IRIIDIUM POWER	DENSO NICKEL TT	DENSO IRIIDIUM TT (*INDICATES IRIIDIUM TOUGH)	DENSO IRIIDIUM RACING
N63Y	IW27	IW27	-	-	IW01-27/ IW06-27
N64Y	W24EP-U	IW24	-	-	IW01-24
N65Y	W22EP-U	IW22	W22TT	VW22*	
N66Y	W20EP-U	IW20	W20TT	IW20TT	
N68YC	W22EPB	IW22	W22TT	VW22*	
N6GY	W24EPR-U	IW24	-	-	IW01-24
N6Y	W24EP-U	IW24	-	-	IW01-24
N6YC	W24EP-U	IW24	-	-	IW01-24
N6YCC	W24EP-U	IW24	-	-	IW01-24
N6YCX	W24EP-U	IW24	-	-	IW01-24
N7	W16ES-U	-	-	-	
N74C	W22ES-U	-	-	-	
N79Y	W22EP-U	IW22	W22TT	VW22*	
N7BMC	W20ETR-L	IW20	W20TT	IW20TT	
N7BYC	W22EPB	IW22	W22TT	VW22*	
N7C	W22ES-U	-	-	-	
N7GY	W22EP-U	IW22	W22TT	VW22*	
N7Y	W22EP-U	IW22	W22TT	VW22*	
N7YC	W22EP-U	IW22	W22TT	VW22*	
N7YC4	W22EP-U11	IW22	W22TT	VW22*	
N7YCC	W22EP-U	IW22	W22TT	VW22*	
N7YCX	W22EP-U	IW22	W22TT	VW22*	
N8	W14E	-	-	-	
N80	IW34	IW34	-	-	IW01-34/ IW06-34
N80G	IW34	IW34	-	-	IW01-34/ IW06-34
N82	W29ES-V (Discon.)	IW29	-	-	
N82G	W31ES-U	IW31	-	-	IW01-31/ IW06-31
N82S	W32EPT (Discon.)	IW31	-	-	IW01-31/ IW06-31
N84	W27ES-V	IW27	-	-	IW01-27/ IW06-27

CHAMPION	DENSO STANDARD	DENSO IRIIDIUM POWER	DENSO NICKEL TT	DENSO IRIIDIUM TT (*INDICATES IRIIDIUM TOUGH)	DENSO IRIIDIUM RACING
N84G	W29ES-V (Discon.)	IW29	-	-	
N86	W24ES-V	IW24	-	-	IW01-24
N86G	W27ES-U	IW27	-	-	IW01-27/ IW06-27
N87	W24ES-U	IW24	-	-	IW01-24
N87G	W24ES-U	IW24	-	-	IW01-24
N88	W16ES-U	-	-	-	
N89Y	W16EP-U	IW16	W16TT	IW16TT	
N8GY	W20EP-U	IW20	W20TT	IW20TT	
N8L	J16BR-U	-	-	-	
N8Y	W20EP-U	IW20	W20TT	IW20TT	
N92Y	W14EP-U	IW16	W16TT	IW16TT	
N9BMC	W20ETR-L	IW20	W20TT	IW20TT	
N9BYC	W20EPB	IW20	W20TT	IW20TT	
N9BYC4	W20EPB	IW20	W20TT	IW20TT	
N9Y	W20EP-U	IW20	W20TT	IW20TT	
N9YC	W20EP-U	IW20	W20TT	IW20TT	
N9YC4	W20EP-U11	IW20	W20TT	IW20TT	
N9YCC	W20EP-U	IW20	W20TT	IW20TT	
N9YCE	W16EP-U	IW16	W16TT	IW16TT	
N9YCX	W20EP-U	IW20	W20TT	IW20TT	
OBL9Y	T20PR-U	ITF20	-	ITF20TT	
OE005	Q20PR-U	IQ20	Q20TT	IQ20TT	
OE029	PT16VR13	ITV16	-	ITV16TT	
OJ12Y	W16PR-U	-	-	-	
ON11Y	W16EPR-U	IW16	W16TT	IW16TT	
ON12Y	W16EPR-U	IW16	W16TT	IW16TT	
ON3	W24ESR-U	IW24	-	-	IW01-24
P10Y	X20FSR-U	-	-	-	
P7	X24FS-U	-	-	-	

CHAMPION	DENSO STANDARD	DENSO IRIIDIUM POWER	DENSO NICKEL TT	DENSO IRIIDIUM TT (*INDICATES IRIIDIUM TOUGH)	DENSO IRIIDIUM RACING
P7G	X24FS-U	-	-	-	
P82M	W22FS-U	IWF22	-	-	
P86M	W16FS-U	-	-	-	
P8G	X20FSR-U	-	-	-	
P8Y	X20FSR-U	-	-	-	
P-A5HC	X24ES-U	IX24	-	-	IXU01-24
P-A7HC	X22ES-U	IX22	-	-	
P-G2PHP	IU01-24	-	-	-	IU01-24
P-G4PHP	IU22	IU22	-	-	
P-G7C	U22ES-N	IU22	-	-	
P-L11YC	W16FP-U	IWF16	-	-	
P-L5YC	W24FPR-L (Discon.)	IWF24	-	-	
P-L7YC	W22FP-U	IWF22	-	-	
P-L7YC4	W22FP-U10	IWF22	-	-	
P-L9YC	W20FP-U	IWF20	WF20TT	-	
P-N5C	W24ES-U	IW24	-	-	IW01-24
P-N5YC	W24EP-U	IW24	-	-	IW01-24
P-N7C	W22ES-U	-	-	-	
P-RL5SC	IWF24	IWF24	-	-	
P-RL9SC	W20FPR-L (Discon.)	IWF20	-	-	
P-Z7HC	U22FS-U	IUF22	-	-	
P-Z9HC	U20FS-U	IUF22	-	-	
QC10PEPB	PKJ20CR8	IK20	-	IK20TT	
QC12PEPB	PKJ16CR8	IK16	-	IK16TT	
QC12YC	Q16PR-U	IQ16	Q16TT	IQ16TT	
QC57	IK31	IK31	-	-	IK01-31/ IK02-31
QC57C	IK31	IK31	-	-	IK01-31/ IK02-31
QC59	IK27	IK27	-	-	IK01-27/ IK02-27
QC59C	IK27	IK27	-	-	IK01-27/ IK02-27

CHAMPION	DENSO STANDARD	DENSO IRIIDIUM POWER	DENSO NICKEL TT	DENSO IRIIDIUM TT (*INDICATES IRIIDIUM TOUGH)	DENSO IRIIDIUM RACING
QC59YC	IK27	IK27	-	-	IK01-27/ IK02-27
QC61YC	IK27	IK27	-	-	IK01-27/ IK02-27
QC9MC4	KJ20CR-L11	IK20L	K20TT	IK20TT	
QL16V	SF-24	-	-	-	
QL55	W31FS	-	-	-	
QL57	IWF27	IWF27	-	-	
QL6VC	SF-50	-	-	-	
QL76V	SF-50	-	-	-	
QL77CC	W27FSR	IWF27	-	-	
QL77J	W27FSR	IWF27	-	-	
QL77J4	W27FSR-U10	IWF27	-	-	
QL77JC	W27FSR	IWF27	-	-	
QL77JC4	W27FSR-U10	IWF27	-	-	
QL78C	W24FSR	IWF24	-	-	
QL78YC	W24FPR	IWF24	-	-	
QL78YC6	W24FPR-U10	IWF24	-	-	
QL7J	W22FSR	IWF22	-	-	
QL7J5	W20FSR-U	IWF22	-	-	
QL81Y	W22FPR-U	IWF22	-	-	
QL82C	W22FSR	IWF22	-	-	
QL82YC	W22FPR-U	IWF22	-	-	
QL86	W20FSR-U	IWF22	-	-	
QL86C	W20FSR-U	IWF22	-	-	
QL87C	W20FSR-U	IWF22	-	-	
QL87YC	W20FPR-U	IWF20	WF20TT	-	
QN2	W27ESR-U	IW27	-	-	IW01-27/ IW06-27
QN2C	W27ESR-U	IW27	-	-	IW01-27/ IW06-27
QN2G	W27ESR-U	IW27	-	-	IW01-27/ IW06-27
QN3	W24ESR-U	IW24	-	-	IW01-24

CHAMPION	DENSO STANDARD	DENSO IRIIDIUM POWER	DENSO NICKEL TT	DENSO IRIIDIUM TT (*INDICATES IRIIDIUM TOUGH)	DENSO IRIIDIUM RACING	CHAMPION	DENSO STANDARD	DENSO IRIIDIUM POWER	DENSO NICKEL TT	DENSO IRIIDIUM TT (*INDICATES IRIIDIUM TOUGH)	DENSO IRIIDIUM RACING
QN3C	W24ESR-U	IW24	-	-	IW01-24	RA8YC	X22EPR-U9	IX22B	-	-	
QN3G	W24ESR-U	IW24	-	-	IW01-24	RAX92C	X27ESR-U	IX27	-	-	IXU01-27
QN53VS	W32EPT (Discon.)	IW31	-	-	IW01-31/ IW06-31	RAX92DC	X27ETR	IX27	-	-	IXU01-27
QN84	W27ESR-V	IW27	-	-	IW01-27/ IW06-27	RAX92YC	X27EPR-U9	IX27B	-	-	IXU01-27
QN86	W24ESR-V	IW24	-	-	IW01-24	RAX94C	X24ESR-U	IX24	-	-	IXU01-24
QN86C	W24ESR-V	IW24	-	-	IW01-24	RAX94YC	X24EPR-U9	IX24B	-	-	IXU01-24
R10	X20ES-U	-	-	-		RAX96C	X22ESR-U	IX22	-	-	
R55C	T22EP-U	IT22	-	-		RAX96YC	X22EPR-U9	IX22B	-	-	
R59YC	T20EPR-U	IT20	T20TT	IT20TT		RB75PP	W14L	-	-	-	
R59YCC	T20EPR-U	IT20	T20TT	IT20TT		RB75WPC	GL3-3	-	-	-	
R6	X24ES-U	IX24	-	-	IXU01-24	RB75WPCC	GL3-3	-	-	-	
R6G	IX24	IX24	-	-	IXU01-24	RB76PP	GI3-3	-	-	-	
R8	X22ES-U	IX22	-	-		RB77WPC	GI3-5	-	-	-	
RA2HC	X27ESR-U	IX27	-	-	IXU01-27	RB77WPC	GI3-1	-	-	-	
RA4GHC	XU27EPR-U	IXU27	-	-	IXU01-27	RB77WPCC	GI3-3	-	-	-	
RA4HC	XU27EPR-U	IXU27	-	-	IXU01-27	RBL11Y	T20PR-U	ITF20	-	ITF20TT	
RA4HCC	XU27EPR-U	IXU27	-	-	IXU01-27	RBL11Y4	T20PR-U11	ITF20	-	ITF20TT	
RA4HCX	XU27EPR-U	IXU27	-	-	IXU01-27	RBL11Y6	T20PR-U15	ITF20	-	ITF20TT	
RA4PHP	IXU01-24	-	-	-		RBL12	T16R-U	-	-	-	
RA4YC	X27ESR-U	IX27	-	-	IXU01-27	RBL12-6	T16R-U15	-	-	-	
RA59GC	X27ESR-U	IX27	-	-	IXU01-27	RBL13Y	T16PR-U	ITF16	-	ITF16TT	
RA59PP	X27ESR-U	IX27	-	-	IXU01-27	RBL13Y6	T16PR-U15	ITF16	-	ITF16TT	
RA6	X24ESR-U	IX24	-	-	IXU01-24	RBL15Y	T16PR-U	ITF16	-	ITF16TT	
RA6HC	X24EPR-U9	IX24B	-	-	IXU01-24	RBL15Y4	T16PR-U11	ITF16	-	ITF16TT	
RA6Y	XU24EPR-U	IXU24	-	VXU24*	IXU01-24	RBL15Y6	T16PR-U15	ITF16	-	ITF16TT	
RA6YC	XU24EPR-U	IXU24	-	VXU24*	IXU01-24	RBL15Y8	T16PR-U15	ITF16	-	ITF16TT	
RA8GHC	X22EPR-U9	IX22B	-	-		RBL16Y	T14PR-U	ITF16	-	ITF16TT	
RA8HC	X22EPR-U9	IX22B	-	-		RBL17Y6	T14PR-U15	ITF16	-	ITF16TT	
RA8Y	X22EPR-U9	IX22B	-	-		RBL8	T20R-U	-	-	-	

CHAMPION	DENSO STANDARD	DENSO IRIIDIUM POWER	DENSO NICKEL TT	DENSO IRIIDIUM TT (*INDICATES IRIIDIUM TOUGH)	DENSO IRIIDIUM RACING
RBL8-6	T20R-U	-	-	-	
RBL9Y	T20PR-U	ITF20	-	ITF20TT	
RBN12Y	T16EPR-U	IT16	T16TT	IT16TT	
RBN13Y	T16EPR-U	IT16	T16TT	IT16TT	
RBN9GY	IT20	IT20	-	IT20TT	
RBN9Y	T20EPR-U	IT20	T20TT	IT20TT	
RC10DMC	K20TXR	IK20	K20TT	IK20TT	
RC10ECC	KJ20CR11	IK20	K20TT	IK20TT	
RC10MC4	KJ16CR-L11	IK16L	K16TT	IK16TT	
RC10PMPA	PKJ16CR8	IK16	-	IK16TT	
RC10PYC	IK16	IK16	-	IK16TT	
RC10PYCB4	IT20	IT20	-	IT20TT	
RC10PYP4	PK16PR11	IK16	-	IK16TT	
RC10PYPB4	PK16PR11	IK16	-	IK16TT	
RC10VTYC4	K20PBR-S10	IK20	-	IK20TT	
RC10WYPB4	SK16PR-L11	IK16	-	IK16TT	
RC10YC	K16PR-U	IK16	K16TT	IK16TT	
RC10YC4	K16PR-U11	IK16	K16TT	IK16TT	
RC10YCC	K16PR-U	IK16	K16TT	IK16TT	
RC10YCC4	K16PR-U11	IK16	K16TT	IK16TT	
RC10YP4	IK20	IK20	-	IK20TT	
RC11LCC4	QJ16AR-U	-	-	-	
RC11PYP64	PK20PR11	IK20	-	IK20TT	
RC11PYPB4	PK16PR (-L)11	IK16	-	IK16TT	
RC11ZYC4	K16GPR-U11	-	-	VKA16*	
RC12ECC	QJ16HR-U	-	-	-	
RC12LC4	KJ16CR-L11	-	-	VKA16*	
RC12LYC	KJ16CR-L11	-	-	VKA16*	
RC12LYC5	KJ16CR11	IK16	K16TT	IK16TT	

CHAMPION	DENSO STANDARD	DENSO IRIIDIUM POWER	DENSO NICKEL TT	DENSO IRIIDIUM TT (*INDICATES IRIIDIUM TOUGH)	DENSO IRIIDIUM RACING
RC12MC4	KJ16CR (-L)11	IK16	K16TT	IK16TT	
RC12MC5	KJ16CR11	IK16	K16TT	IK16TT	
RC12MC6	KJ16CR11	IK16	K16TT	IK16TT	
RC12MCC	K16R-U	IK16	K16TT	IK16TT	
RC12MCC4	KJ16CR-L11	IK16L	K16TT	IK16TT	
RC12PEC5	QJ16HR-U	-	-	-	
RC12PLPC4	PK16PR11	IK16	-	IK16TT	
RC12PYP	PK16R8	IK16	-	IK16TT	
RC12PYP3	PK16R11	IK16	-	IK16TT	
RC12YC	K16PR-U	IK16	K16TT	IK16TT	
RC12YC4	K16PR-U11	IK16	K16TT	IK16TT	
RC12YC5	Q16PR-U15	IQ16	Q16TT	IQ16TT	
RC12YCC4	K16PR-U11	IK16	K16TT	IK16TT	
RC12YCE	K16PR-U	IK16	K16TT	IK16TT	
RC14E5	KJ14CR-L11	IK16	K16TT	IK16TT	
RC14YC	K16PR-U	IK16	K16TT	IK16TT	
RC10PYP4	PK16PR11	IK16	-	IK16TT	
RC279YC	Q22PR-U	IQ22	-	VQ22*	
RC281YC	Q20PR-U	IQ20	Q20TT	IQ20TT	
RC57C	IK31	IK31	-	-	IK01-31/ IK02-31
RC59C	IK27	IK27	-	-	IK01-27/ IK02-27
RC59YC	IK27	IK27	-	-	IK01-27/ IK02-27
RC61YC	IK27	IK27	-	-	IK01-27/ IK02-27
RC6BMC	K22PBR-S	IK22	-	VK22*	
RC6PYP	PK22PR8	IK22	-	VK22*	
RC6VPYC	K22PR-U	IK22	-	VK22*	
RC6YC	K22PR-U	IK22	-	VK22*	
RC6YCC	K22PR-U	IK22	-	VK22*	
RC78PYP	GK3-5	-	-	-	

CHAMPION	DENSO STANDARD	DENSO IRIUM POWER	DENSO NICKEL TT	DENSO IRIUM TT (*INDICATES IRIUM TOUGH)	DENSO IRIUM RACING	CHAMPION	DENSO STANDARD	DENSO IRIUM POWER	DENSO NICKEL TT	DENSO IRIUM TT (*INDICATES IRIUM TOUGH)	DENSO IRIUM RACING
RC7BMC	K22PBR-S	IK22	-	VK22*		RC8PYX	IK20	IK20	-	IK20TT	
RC7BYC	K22PBR-S	IK22	-	VK22*		RC8TYC	K20PBR-S10	IK20	-	IK20TT	
RC7BYC4	K22PBR-S	IK22	-	VK22*		RC8VTYC	K20PBR-S10	IK20	-	IK20TT	
RC7GYC	K22PR-U	IK22	-	VK22*		RC8VTYC4	K20PBR-S10	IK20	-	IK20TT	
RC7MCC	KJ22CR-L8	IK22	-	VK22*		RC8YC	K20PR-U	IK20	K20TT	IK20TT	
RC7PYCB4	PK22PR11	IK22	-	VK22*		RC8YC4	K20PR-U11	IK20	K20TT	IK20TT	
RC7PYCB4	PK22PR-L11S	IK22G	-	VK22G*		RC8YCC	K20PR-U	IK20	K20TT	IK20TT	
RC7PYCBX	W22FPR-U	IWF22	-	-		RC8YCC4	K20PR-U11	IK20	K20TT	IK20TT	
RC7Y	K22PR-U	IK22	-	VK22*		RC8YCL	K20PR-U	IK20	K20TT	IK20TT	
RC7YC	K22PR-U	IK22	-	VK22*		RC8YLC	K20PR-U	IK20	K20TT	IK20TT	
RC7YC3	K22PR-U	IK22	-	VK22*		RC9BMC	K20TXR	IK20	K20TT	IK20TT	
RC7YC4	K22PR-U11	IK22	-	VK22*		RC9BYC	K20PBR	IK20	K20TT	IK20TT	
RC7YCC	K22PR-U	IK22	-	VK22*		RC9MC4	KJ20CR-L11	IK20L	K20TT	IK20TT	
RC7YCC4	K22PR-U11	IK22	-	VK22*		RC9MCC	K20R-U	IK20	K20TT	IK20TT	
RC7YCX	K22PR-U	IK22	-	VK22*		RC9MCC4	KJ20CR-L11	IK20L	K20TT	IK20TT	
RC87PYC	IK20	IK20	-	IK20TT		RC9PYX	IK20	IK20	-	IK20TT	
RC87YC	K20PR-U	IK20	K20TT	IK20TT		RC9TMC	K20TXR	IK20	K20TT	IK20TT	
RC87YCC	K20PR-U	IK20	K20TT	IK20TT		RC9Y	K20PR-U	IK20	K20TT	IK20TT	
RC87YCL	K20PR-U	IK20	K20TT	IK20TT		RC9YC	K20PR-U	IK20	K20TT	IK20TT	
RC89PYC	IK16	IK16	-	IK16TT		RC9YC4	K20PR-U11	IK20	K20TT	IK20TT	
RC89TMC	K20TXR	IK20	K20TT	IK20TT		RC9YC5	K20PR-U11	IK20	K20TT	IK20TT	
RC89YCC	K16PR-U	IK16	K16TT	IK16TT		RC9YCC	K20PR-U	IK20	K20TT	IK20TT	
RC8BYC	K20TNR	IK20	K20TT	IK20TT		RC9YCC4	K20PR-U11	IK20	K20TT	IK20TT	
RC8DMC	K20TXR	IK20	K20TT	IK20TT		RC9YCE	K20PR-U	IK20	K20TT	IK20TT	
RC8MCC	KJ20CR-L11	IK20L	K20TT	IK20TT		RC9YCN4	K20PR-U11	IK20	K20TT	IK20TT	
RC8PMPA	PKJ20CR8	IK20	-	IK20TT		RCJ6Y	W22MP-U	-	-	-	
RC8PYP	PK20PR-P8	IK20	-	IK20TT		RCJ7Y	W22MPR-U	-	-	-	
RC8PYP4	PK20PR11	IK20	-	IK20TT		RCJ8	W20MR-U	-	-	-	
RC8PYPB4	PK20PR11	IK20	-	IK20TT		RCJ8Y	W20MPR-U10	-	-	-	

CHAMPION	DENSO STANDARD	DENSO IRIIDIUM POWER	DENSO NICKEL TT	DENSO IRIIDIUM TT (*INDICATES IRIIDIUM TOUGH)	DENSO IRIIDIUM RACING
RD14	L14-U	-	-	-	
RD15Y	L14-U	-	-	-	
RD16	L14-U	-	-	-	
RD16J	L14-U	-	-	-	
RD18Y	L14-U	-	-	-	
RDJ6J	T22M-U	-	-	-	
RDJ7J	T20M-U	-	-	-	
RDJ7Y	T20MP-U	-	-	-	
RDJ8J	T20M-U	-	-	-	
RDZ4H	U24FS-U	IUF24	-	-	
RE10LC	T20NR-U11	IT20	T20TT	IT20TT	
RE10PM5	ITL20	ITL20	-	-	
RE10PMC5	ITL20	ITL20	-	-	
RE12PEC5	ITL16	ITL16	-	ITL16TT	
RE14MCC4	ITL16	ITL16	-	ITL16TT	
RE14MCC5	ITL16	ITL16	-	ITL16TT	
RE14PLP5	ITL16	ITL16	-	ITL16TT	
RE14PMC	ITL16	ITL16	-	ITL16TT	
RE14PMC5	ITL16	ITL16	-	ITL16TT	
RE16MC	ITL16	ITL16	-	ITL16TT	
RE7PYP6	PT16VR13	ITV16	-	ITV16TT	
REA8WYPB4	ZC20HPR11	-	-	IXEH22TT	
REC10PYC4	K20HR-U11	IKH20	KH20TT	IKH20TT	
REC10WYP4	SK20HPR-L11	IKH20	-	IKH20TT	
REC10WYPB4	SK20HPR-L11	IKH20	-	IKH20TT	
REC10YC4	K20HR-U11	IKH20	KH20TT	IKH20TT	
REC9YCL	K16HPR-U11	IKH16	KH16TT	IKH16TT	
RER8MC	ZXU20HCR8	IXUH20I	-	VXUH20I*	
RES9PYP4	PT16VR13	ITV16	-	ITV16TT	

CHAMPION	DENSO STANDARD	DENSO IRIIDIUM POWER	DENSO NICKEL TT	DENSO IRIIDIUM TT (*INDICATES IRIIDIUM TOUGH)	DENSO IRIIDIUM RACING
RES9YCC4	PT16VR13	ITV16	-	ITV16TT	
RF10	MA20PR-U	-	-	-	
RF10C	MA20PR-U	-	-	-	
RF11LC	MA20PR-U	-	-	-	
RF11Y	MA16PR-U	-	-	-	
RF11YC	MA16PR-U	-	-	-	
RF12	MA16PR-U	-	-	-	
RF12-5	MA16PR-U11	-	-	-	
RF14LC	MA16PR-U	-	-	-	
RF14Y4	MA16PR-U11	-	-	-	
RF14YC	MA16PR-U	-	-	-	
RF7YC	MA20PR-U	-	-	-	
RF7YCC	MA20PR-U	-	-	-	
RF9Y	MA20PR-U	-	-	-	
RF9YC	MA20PR-U	-	-	-	
RG4HC	U27ESR-N	IU27	-	-	IU01-27/ RU01-27
RG4PHP	IU27	IU27	-	-	IU01-27/ RU01-27
RG6PP	IU24	IU24	-	-	IU01-24
RG6YC	U24ESR-N	IU24	-	-	IU01-24
RG6YCA	XU24EPR-U	IXU24	-	VXU24*	IXU01-24
RG92C	U27ESR-N	IU27	-	-	IU01-27/ RU01-27
RG92DC	U27ETR	IU27A	-	-	IU01-27/ RU01-27
RG94C	U24ESR-N	IU24	-	-	IU01-24
RG96C	U22ESR-N	IU22	-	-	
RGU92C	U27FER9	IUH27	-	-	IU01-27/ RU01-27
RGU94C	U24FER9	IUH24	-	-	IU01-24
RH10C	W16LS	-	-	-	
RH12	W16LS	-	-	-	
RH18Y	W14L	-	-	-	

CHAMPION	DENSO STANDARD	DENSO IRIIDIUM POWER	DENSO NICKEL TT	DENSO IRIIDIUM TT (*INDICATES IRIIDIUM TOUGH)	DENSO IRIIDIUM RACING
RH8C	W16LS	-	-	-	
RJ10Y	W20PR-U	-	-	-	
RJ11	W20SR-U	-	-	-	
RJ11Y	W16PR-U	-	-	-	
RJ12	W20SR-U	-	-	-	
RJ12C	W20SR-U	-	-	-	
RJ12Y	W16PR-U	-	-	-	
RJ12Y6	W16PR-U	-	-	-	
RJ12YC	W16PR-U	-	-	-	
RJ12YC6	W16PR-U	-	-	-	
RJ13Y	W14PR-U	-	-	-	
RJ14Y	W14PR-U	-	-	-	
RJ14YC	W14PR-U	-	-	-	
RJ17LM	W14LM-US	-	-	-	
RJ18Y	W 9PR-U	-	-	-	
RJ18Y6	W 9PR-U	-	-	-	
RJ18Y8	W 9PR-U	-	-	-	
RJ18YC	W 9PR-U	-	-	-	
RJ18YC6	W 9PR-U	-	-	-	
RJ18YC8	W 9PR-U	-	-	-	
RJ19LM	W 9LMR-US	-	-	-	
RJ6	W20SR-U	-	-	-	
RJ6C	W20SR-U	-	-	-	
RJ6J	W20SR-U	-	-	-	
RJ7	W20SR-U	-	-	-	
RJ8	W20SR-U	-	-	-	
RJ8C	W20SR-U	-	-	-	
RJ8J	W20SR-U	-	-	-	
RL12Y	W16FPR-U	IWF16	-	-	

CHAMPION	DENSO STANDARD	DENSO IRIIDIUM POWER	DENSO NICKEL TT	DENSO IRIIDIUM TT (*INDICATES IRIIDIUM TOUGH)	DENSO IRIIDIUM RACING
RL15B	GN3-1A	-	-	-	
RL19	W16FSR	-	-	-	
RL4J	W24FSR	IWF24	-	-	
RL5SC	IWF24	IWF24	-	-	
RL77J	W27FSR	IWF27	-	-	
RL77JC4	W27FSR-U10	IWF27	-	-	
RL78	W24FSR	IWF24	-	-	
RL78C	W24FSR	IWF24	-	-	
RL7J	W22FSR	IWF22	-	-	
RL82	W20FSR-U	IWF22	-	-	
RL82C	W22FSR	IWF22	-	-	
RL82Y	W22FPR-U	IWF22	-	-	
RL82YC	W22FPR-U	IWF22	-	-	
RL82YCC	W22FPR-U	IWF22	-	-	
RL85	W20FSR-U	IWF22	-	-	
RL85G	GN3-1A	-	-	-	
RL86	W20FSR-U	IWF22	-	-	
RL86C	W20FSR-U	IWF22	-	-	
RL87Y	W20FPR-U	IWF20	WF20TT	-	
RL87YC	W20FPR-U	IWF20	WF20TT	-	
RL87YCC	W20FPR-U	IWF20	WF20TT	-	
RL90	W16FSR	-	-	-	
RL92YC	W16FPR-U	IWF16	-	-	
RL95YC	W14FPR-U	-	-	-	
RL95C	W20FPR-L (Discon.)	IWF20	-	-	
RM77N	GT3-1	-	-	-	
RN10GY	W20EPR-U	IW20	W20TT	IW20TT	
RN10PYP4	P20PR11	IW20	-	IW20TT	
RN10VTC4	W20EPBR-S	IW20	W20TT	IW20TT	

CHAMPION	DENSO STANDARD	DENSO IRIIDIUM POWER	DENSO NICKEL TT	DENSO IRIIDIUM TT (*INDICATES IRIIDIUM TOUGH)	DENSO IRIIDIUM RACING
RN10Y	W20EPR-U	IW20	W20TT	IW20TT	
RN10Y4	W20EPR-U11	IW20	W20TT	IW20TT	
RN10Y4	W20EXR-U11	IW20	W20TT	IW20TT	
RN10YC	W20EPR-U	IW20	W20TT	IW20TT	
RN10YC4	W20EPR-U11	IW20	W20TT	IW20TT	
RN10YCC4	W20EPR-U11	IW20	W20TT	IW20TT	
RN11Y	W16EPR-U	IW16	W16TT	IW16TT	
RN11Y4	W16EPR-U11	IW16	W16TT	IW16TT	
RN11YC	W16EPR-U	IW16	W16TT	IW16TT	
RN11YC	W16EXR-U	IW16	W16TT	IW16TT	
RN11YC4	W16EPR-U11	IW16	W16TT	IW16TT	
RN11YC4	W16EXR-U11	IW16	W16TT	IW16TT	
RN11YCC	W16EPR-U	IW16	W16TT	IW16TT	
RN11YCC4	W16EPR-U11	IW16	W16TT	IW16TT	
RN12GY	IW16	IW16	-	IW16TT	
RN12MC4	W16EXR-U11	IW16	W16TT	IW16TT	
RN12Y	W16EPR-U	IW16	W16TT	IW16TT	
RN12Y4	W16EPR-U11	IW16	W16TT	IW16TT	
RN12YC	W16EPR-U	IW16	W16TT	IW16TT	
RN12YC	W16EXR-U	IW16	W16TT	IW16TT	
RN12YC4	W16EXR-U11	IW16	W16TT	IW16TT	
RN12YC6	W16EPR-U11	IW16	W16TT	IW16TT	
RN12YCC	W16EPR-U	IW16	W16TT	IW16TT	
RN13LYC	J16BR-U	-	-	-	
RN13LYC5	J16BR-U	-	-	-	
RN14LY	J16BR-U	-	-	-	
RN14MC5	W16EXR-U11	IW16	W16TT	IW16TT	
RN14PMP5	P16R13	IW16	-	IW16TT	
RN14Y	W14EPR-U	IW16	W16TT	IW16TT	

CHAMPION	DENSO STANDARD	DENSO IRIIDIUM POWER	DENSO NICKEL TT	DENSO IRIIDIUM TT (*INDICATES IRIIDIUM TOUGH)	DENSO IRIIDIUM RACING
RN14Y	W14EXR-U	IW16	W16TT	IW16TT	
RN14YC	W14EXR-U	IW16	W16TT	IW16TT	
RN16Y	W14EPR-U	IW16	W16TT	IW16TT	
RN16YC	W14EPR-U	IW16	W16TT	IW16TT	
RN16YC5	W14EXR-U11	IW16	W16TT	IW16TT	
RN180B	W22EBR	-	-	-	
RN1C	W27ESR-U	IW27	-	-	IW01-27/ IW06-27
RN2	W27ESR-U	IW27	-	-	IW01-27/ IW06-27
RN279YC	W22EPR-U	IW22	W22TT	VW22*	
RN281YC	W20EPR-U	IW20	W20TT	IW20TT	
RN2C	W27ESR-U	IW27	-	-	IW01-27/ IW06-27
RN2G	W27ESR-U	IW27	-	-	IW01-27/ IW06-27
RN3	W24ESR-U	IW24	-	-	IW01-24
RN3C	W24ESR-U	IW24	-	-	IW01-24
RN3G	W24ESR-U	IW24	-	-	IW01-24
RN4	W22ESR-U	-	-	-	
RN4C	W22ESR-U	-	-	-	
RN4HC	W24ESR-U	IW24	-	-	IW01-24
RN4YC	W24EPR-U	IW24	-	-	IW01-24
RN5	W20ESR-U	-	-	-	
RN57YC	IW29	IW29	-	-	IW01-29
RN57YCC	IW29	IW29	-	-	IW01-29
RN5C	W20ESR-U	-	-	-	
RN6	W20ESR-U	-	-	-	
RN6Y	W24EPR-U	IW24	-	-	IW01-24
RN6YC	W24EPR-U	IW24	-	-	IW01-24
RN6YC6	W14EXR-U11	IW16	W16TT	IW16TT	
RN6YCX	W24EPR-U	IW24	-	-	IW01-24
RN74C	W22ESR-U	-	-	-	

CHAMPION	DENSO STANDARD	DENSO IRIIDIUM POWER	DENSO NICKEL TT	DENSO IRIIDIUM TT (*INDICATES IRIIDIUM TOUGH)	DENSO IRIIDIUM RACING
RN79G	GE3-5	-	-	-	
RN79G	GE5-1	-	-	-	
RN79G	GE3-1	-	-	-	
RN79PYP17	GE3-1	-	-	-	
RN7BYC	W22EPB	IW22	W22TT	VW22*	
RN7GY	W22EPR-U	IW22	W22TT	VW22*	
RN7Y	W22EPR-U	IW22	W22TT	VW22*	
RN7YC	W22EPR-U	IW22	W22TT	VW22*	
RN7YC4	W22EPR-U11	IW22	W22TT	VW22*	
RN7YCC	W22EPR-U	IW22	W22TT	VW22*	
RN7YCC4	W22EPR-U11	IW22	W22TT	VW22*	
RN7YCX	W22EPR-U	IW22	W22TT	VW22*	
RN8	W20ESR-U	-	-	-	
RN8L	J16BR-U	-	-	-	
RN8VTYC	W20EPBR-S	IW20	W20TT	IW20TT	
RN8VTYC4	W20EPBR-S	IW20	W20TT	IW20TT	
RN8YC	W20EPR-U	IW20	W20TT	IW20TT	
RN8YC4	W20EPR-U11	IW20	W20TT	IW20TT	
RN9BMC	W16ETR-S	IW16	W16TT	IW16TT	
RN9GY	W20EPR-U	IW20	W20TT	IW20TT	
RN9LCC	J16CR-U	IW16	W16TT	IW16TT	
RN9Y	W20EPR-U	IW20	W20TT	IW20TT	
RN9YC	W20EPR-U	IW20	W20TT	IW20TT	
RN9YC	W20EXR-U	IW20	W20TT	IW20TT	
RN9YC4	W20EPR-U11	IW20	W20TT	IW20TT	
RN9YC4	W20EXR-U11	IW20	W20TT	IW20TT	
RN9YCC	W20EPR-U	IW20	W20TT	IW20TT	
RN9YCC4	W20EPR-U11	IW20	W20TT	IW20TT	
RN9YCE	W20EPR-U	IW20	W20TT	IW20TT	

CHAMPION	DENSO STANDARD	DENSO IRIIDIUM POWER	DENSO NICKEL TT	DENSO IRIIDIUM TT (*INDICATES IRIIDIUM TOUGH)	DENSO IRIIDIUM RACING
RN9YCX	W20EPR-U	IW20	W20TT	IW20TT	
RP7	X24FS-U	-	-	-	
RS10LC	T20EPR-U	IT20	T20TT	IT20TT	
RS12PLP	PTJ16R15	IT16	-	IT16TT	
RS12PYP	PT16EPR10	IT16	-	IT16TT	
RS12YC	T16EPR-U	IT16	T16TT	IT16TT	
RS12YC6	T16EPR-U15	IT16	T16TT	IT16TT	
RS13LYC	T16NR-U11	IT16	T16TT	IT16TT	
RS13LYC5	TJ14R-P15	IT16	T16TT	IT16TT	
RS14LC	T16NR-U11	IT16	T16TT	IT16TT	
RS14LYC	T16EPR-U	IT16	T16TT	IT16TT	
RS14PLP	PT16EPR10	IT16	-	IT16TT	
RS14PYP	PT16EPR10	IT16	-	IT16TT	
RS14PYP6	PT16EPR13	IT16	-	IT16TT	
RS14YC	T16EPR-U	IT16	T16TT	IT16TT	
RS14YC6	T16EPR-U15	IT16	T16TT	IT16TT	
RS15LYC	T16NR-U11	IT16	T16TT	IT16TT	
RS16YC	T16EPR-U	IT16	T16TT	IT16TT	
RS17YX	T16EPR-U	IT16	T16TT	IT16TT	
RS10LC	W22ESR-U	-	-	-	
RS279YC	T22EP-U	IT22	-	-	
RS281YC	T20EPR-U	IT20	T20TT	IT20TT	
RS5C	T22EP-U	IT22	-	-	
RS6YC	T22EP-U	IT22	-	-	
RS6YCC	T22EP-U	IT22	-	-	
RS7YC	T22EP-U	IT22	-	-	
RS9PYP4	IT20	IT20	-	IT20TT	
RS9Y	T20EPR-U	IT20	T20TT	IT20TT	
RS9YC	T20EPR-U	IT20	T20TT	IT20TT	

CHAMPION	DENSO STANDARD	DENSO IRIIDIUM POWER	DENSO NICKEL TT	DENSO IRIIDIUM TT (*INDICATES IRIIDIUM TOUGH)	DENSO IRIIDIUM RACING
RS9YCC	T20EPR-U	IT20	T20TT	IT20TT	
RS9YCX	T20EPR-U	IT20	T20TT	IT20TT	
RV12C	T16R-U	-	-	-	
RV12C6	T16R-U15	-	-	-	
RV12YC	T20PR-U	ITF20	-	ITF20TT	
RV12YC6	T16PR-U15	ITF16	-	ITF16TT	
RV15YC	T16PR-U	ITF16	-	ITF16TT	
RV15YC4	T16PR-U11	ITF16	-	ITF16TT	
RV15YC6	T16PR-U15	ITF16	-	ITF16TT	
RV15YC8	T16PR-U15	ITF16	-	ITF16TT	
RV17YC	T14PR-U	ITF16	-	ITF16TT	
RV17YC6	T14PR-U15	ITF16	-	ITF16TT	
RV19YC	T14PR-U	ITF16	-	ITF16TT	
RV19YC6	T14PR-U15	ITF16	-	ITF16TT	
RV8C	T20R-U	-	-	-	
RV8C6	T20R-U	-	-	-	
RV91MC	T16PR-U	ITF16	-	ITF16TT	
RV9YC	T20PR-U	ITF20	-	ITF20TT	
RZ7C	U24FSR-U	IUF24	-	-	
RZ8	U22FSR-U	IUF22	-	-	
RZ94C	U24FSR-U	IUF24	-	-	
RZ96C	U22FSR-U	IUF22	-	-	
RZ98C	U20FSR-U	IUF22	-	-	
RZF10	T16EPR-U	IT16	T16TT	IT16TT	
RZN12Y	IT16	IT16	-	IT16TT	
RZN12Y5	IT16	IT16	-	IT16TT	
S10YCC	T20EP-U	IT20	T20TT	IT20TT	
S12YC	T16EPR-U	IT16	T16TT	IT16TT	
S12YCC	T16EPR-U	IT16	T16TT	IT16TT	

CHAMPION	DENSO STANDARD	DENSO IRIIDIUM POWER	DENSO NICKEL TT	DENSO IRIIDIUM TT (*INDICATES IRIIDIUM TOUGH)	DENSO IRIIDIUM RACING
S14YC	T16EPR-U	IT16	T16TT	IT16TT	
S279YC	T20EP-U	IT20	T20TT	IT20TT	
S281YC	T20EP-U	IT20	T20TT	IT20TT	
S379YC	T22EP-U	IT22	-	-	
S57YC	T20R-U	-	-	-	
S59C	IT27	IT27	-	-	
S59YC	IT27	IT27	-	-	
S6YC	T22EP-U	IT22	-	-	
S6YCC	T22EP-U	IT22	-	-	
S7YC	T22EP-U	IT22	-	-	
S7YCC	T22EP-U	IT22	-	-	
S9YC	T20EP-U	IT20	T20TT	IT20TT	
S9YCC	T20EP-U	IT20	T20TT	IT20TT	
S9YCX	T20EP-U	IT20	T20TT	IT20TT	
TE10PMCS	ITL20	ITL20	-	-	
TJ8J	W20M-US	-	-	-	
UD16	L14-U	-	-	-	
UJ12	W 9-U	-	-	-	
UJ12Y	W16PR-U	-	-	-	
UJ2J	W24S-U	-	-	-	
UJ4J	W24S-U	-	-	-	
UJ6	W20S-U	-	-	-	
UJ8	W20S-U	-	-	-	
UJ811	W22S-U	-	-	-	
UJ81C	W22S-U	-	-	-	
UJ81J	W22S-U	-	-	-	
UK10	M17	-	-	-	
UL17V	SF-50	-	-	-	
UL18V	SF-50	-	-	-	

CHAMPION	DENSO STANDARD	DENSO IRIIDIUM POWER	DENSO NICKEL TT	DENSO IRIIDIUM TT (*INDICATES IRIIDIUM TOUGH)	DENSO IRIIDIUM RACING
UL19V	SF-50	-	-	-	
UL4J	W22FS-U	IWF22	-	-	
UL77V	SF-50	-	-	-	
UL77VS	X24EPR-U9	IX24B	-	-	IXU01-24
UL81C	W22FS-U	IWF22	-	-	
UL81J	W22FS-U	IWF22	-	-	
UN79Y	W22EP-U	IW22	W22TT	VW22*	
UY6	M17	-	-	-	
V12YC	T16P-U	ITF16	-	ITF16TT	
V15YC	T16P-U	ITF16	-	ITF16TT	
V4C	ITF24	ITF24	-	-	
V59C	ITF27	ITF27	-	-	
V59YC	ITF27	ITF27	-	-	
V61	ITF22	ITF22	-	-	
V63C	ITF24	ITF24	-	-	
V63Y	ITF24	ITF24	-	-	
V9YC	T20P-U	ITF20	-	ITF20TT	
W14	M17	-	-	-	
W85N	T20PR-U	ITF20	-	ITF20TT	
X	W16FSR	-	-	-	
XC10YC	K20PR-U	IK20	K20TT	IK20TT	
XC12PEPB	PKJ20CR8	IK20	-	IK20TT	
XEJ12	W 9PR-U	-	-	-	
XJ10Y	W20PR-U	-	-	-	
Z10	U20FS-U	IUF22	-	-	
Z10G	U22FS-U	IUF22	-	-	
Z12	U20FS-U	IUF22	-	-	
Z6	U24FS-U	IUF24	-	-	
Z7G	IUF22	IUF22	-	-	

CHAMPION	DENSO STANDARD	DENSO IRIIDIUM POWER	DENSO NICKEL TT	DENSO IRIIDIUM TT (*INDICATES IRIIDIUM TOUGH)	DENSO IRIIDIUM RACING
Z7HC	U22FS-U	IUF22	-	-	
Z8	U22FS-U	IUF22	-	-	
Z9HC	U20FS-U	IUF22	-	-	
Z9Y	U22FS-U	IUF22	-	-	
Z9YC	U22FS-U	IUF22	-	-	
110	MA20PR-U	-	-	-	
206	IK20	IK20	-	IK20TT	
207	IK22	IK22	-	VK22*	
208	IK24	IK24	-	-	IK01-24/ IK02-24
209	IK27	IK27	-	-	IK01-27/ IK02-27
229	GI3-3	-	-	-	
242	GL3-3	-	-	-	
307	IW22	IW22	-	VW22*	
308	IW24	IW24	-	-	IW01-24
400	T20PR-U	ITF20	-	ITF20TT	
530	GE3-1	-	-	-	
535	GN3-1A	-	-	-	
620	GN3-1A	-	-	-	
634	GI3-3	-	-	-	
860	MA20PR-U	-	-	-	
870	MA16PR-U	-	-	-	
2095	K16PR-U	IK16	K16TT	IK16TT	
2301	W16EXR-U11	IW16	W16TT	IW16TT	
2322	W14EXR-U11	IW16	W16TT	IW16TT	
2332	W20EPR-U	IW20	W20TT	IW20TT	
2338	K20PR-U	IK20	K20TT	IK20TT	
2412	QJ16HR-U	-	-	-	
2415	W16EPR-U	IW16	W16TT	IW16TT	
2430	K16PR-U11	IK16	K16TT	IK16TT	

CHAMPION	DENSO STANDARD	DENSO IRIIDIUM POWER	DENSO NICKEL TT	DENSO IRIIDIUM TT (*INDICATES IRIIDIUM TOUGH)	DENSO IRIIDIUM RACING
3013	IT16	IT16	-	IT16TT	
3015	IT16	IT16	-	IT16TT	
3018	ITF16	ITF16	-	ITF16TT	
3025	ITF16	ITF16	-	ITF16TT	
3031	IW16	IW16	-	IW16TT	
3034	IK16	IK16	-	IK16TT	
3071	IQ16	IQ16	-	IQ16TT	
3318	IK20	IK20	-	IK20TT	
3322	IW16	IW16	-	IW16TT	
3344	IK20	IK20	-	IK20TT	
3346	IK20	IK20	-	IK20TT	
3401	IT16	IT16	-	IT16TT	
3405	IW16	IW16	-	IW16TT	
3407	IT16	IT16	-	IT16TT	
3408	IT16	IT16	-	IT16TT	
3412	QJ16HR-U	-	-	-	
3415	IW20	IW20	-	IW20TT	
3436	IK20	IK20	-	IK20TT	
3570	ITV16	ITV16	-	ITV16TT	
3983	TJ14R-P15	IT16	T16TT	IT16TT	
4011	MA16PR-U11	-	-	-	
4013	T16EPR-U15	IT16	T16TT	IT16TT	
4018	T20PR-U	ITF20	-	ITF20TT	
4019	T20PR-U	ITF20	-	ITF20TT	
4025	T20PR-U11	ITF20	-	ITF20TT	
4071	K16PR-U11	IK16	K16TT	IK16TT	
4079	T20PR-U15	ITF20	-	ITF20TT	
4113	T16PR-U11	ITF16	-	ITF16TT	
4130	MA20PR-U	-	-	-	

CHAMPION	DENSO STANDARD	DENSO IRIIDIUM POWER	DENSO NICKEL TT	DENSO IRIIDIUM TT (*INDICATES IRIIDIUM TOUGH)	DENSO IRIIDIUM RACING
4318	K20R-U11	IK20	K20TT	IK20TT	
4401	T16EPR-U15	IT16	T16TT	IT16TT	
4404	W16EXR-U	IW16	W16TT	IW16TT	
4405	W16EXR-U11	IW16	W16TT	IW16TT	
4408	T16EPR-U15	IT16	T16TT	IT16TT	
4412	QJ16HR-U	-	-	-	
4430	K20PR-U	IK20	K20TT	IK20TT	
4434	KJ20CR-L11	IK20L	K20TT	IK20TT	
4436	K16PR-U11	IK16	K16TT	IK16TT	
4983	ZJ16R10	IT16	-	IT16TT	
5861	W 9LM-US	-	-	-	
5883	W22FSR	IWF22	-	-	
7013	PT16EPR-L13	IT16	-	IT16TT	
7015	PT16EPR10	IT16	-	IT16TT	
7018	ITF20	ITF20	-	ITF20TT	
7020	PTJ16R15	IT16	-	IT16TT	
7031	P16R13	IW16	-	IW16TT	
7032	ITL16	ITL16	-	ITL16TT	
7034	QJ16HR-U	-	-	-	
7071	PK16R11	IK16	-	IK16TT	
7318	PKJ16CR-L11	IK16L	-	IK16TT	
7332	P16R	IW16	-	IW16TT	
7346	PK16PR11	IK16	-	IK16TT	
7401	PT16EPR10	IT16	-	IT16TT	
7407	T16EPR-U	IT16	T16TT	IT16TT	
7408	PT16EPR10	IT16	-	IT16TT	
7436	PKJ20CR-L11	IK20L	-	IK20TT	
7437	PT16VR13	ITV16	-	ITV16TT	
7440	ITL16	ITL16	-	ITL16TT	

CHAMPION	DENSO STANDARD	DENSO IRIIDIUM POWER	DENSO NICKEL TT	DENSO IRIIDIUM TT (*INDICATES IRIIDIUM TOUGH)	DENSO IRIIDIUM RACING
7570	PT16VR13	ITV16	-	ITV16TT	
7940	PT16EPR10	IT16	-	IT16TT	
7963	PT16EPR-L13	IT16	-	IT16TT	
7975	K20HR-U11	IKH20	KH20TT	IKH20TT	
7981	PT16VR13	ITV16	-	ITV16TT	
7983	TJ14R-P15	IT16	T16TT	IT16TT	
9001	IK20	IK20	-	IK20TT	
9002	IK20L	IK20	-	IK20TT	
9201	IK16	IK16	-	IK16TT	
9202	IK16L	IK16L	-	IK16TT	
9203	QJ16AR-U	-	-	-	
9204	IT16	IT16	-	IT16TT	
9402	IT16	IT16	-	IT16TT	
9403	ITV16	ITV16	-	ITV16TT	
9404	IT16	IT16	-	IT16TT	
9405	IT16	IT16	-	IT16TT	
9701	IXU22	IXU22	-	VXU22*	
9702	IXU22	IXU22	-	VXU22*	
9802	IK20	IK20	-	IK20TT	
9804	IW16	IW16	-	IW16TT	
9805	IK16	IK16	-	IK16TT	
9806	IK20	IK20	-	IK20TT	
9808	IT16	IT16	-	IT16TT	
9901	ITV16	ITV16	-	ITV16TT	
10R12A	XU24EPR-U	IXU24	-	VXU24*	IXU01-24
5834 (EZstart)	W20M-US	-	-	-	
5847 (EZstart)	T20M-U	-	-	-	
5851 (EZstart)	T22M-U	-	-	-	

DENSO STANDARD PLUG	DENSO NICKEL TT	DENSO IRIIDIUM TT	DENSO IRIIDIUM POWER	DENSO IRIIDIUM TOUGH	DENSO IRIIDIUM RACING
DK20PR-D13	-	-	-	-	-
DXE22HQR-D11S	-	-	-	-	-
DXU22HCR-D11S	-	-	-	-	-
FC20HPR8	-	IXEH22TT	-	-	-
FC22HR9	-	-	-	-	-
FC22HR9-G	-	-	-	-	-
FK16HQR11	-	IKH16TT	-	VFKH16	-
FK16HR11	-	IKH16TT	-	VFKH16	-
FK16HR-A8	-	IKH16TT	-	VFKH16	-
FK16R11	-	IK16TT	-	VFK16	-
FK16R-A8	-	-	-	-	-
FK20HBR11	-	IKBH20TT	-	VFKBH20	-
FK20HBR11-T	-	IKBH20TT	-	VFKBH20	-
FK20HBR8	-	IKBH20TT	-	VFKBH20	-
FK20HQR10	-	IKH20TT	-	VFKH20	-
FK20HQR8	-	IKH20TT	-	VFKH20	-
FK20HR11	-	IKH20TT	-	VFKH20	-
FK20HR11-G	-	-	-	-	-
FK20HR8-G	-	-	-	-	-
FXE16HE11	-	-	-	-	-
FXE20HE11	-	IXEH20ETT	-	VFXEH20E	-
FXE20HE11C	-	-	-	-	-
FXE20HR11	-	IXEH20TT	-	VFXEH20	-
FXE22HR11	-	IXEH22TT	-	VFXEH22	-
FXE24HR11	-	-	-	-	-
FXU16HR11	-	-	-	-	-
FXU22HR11	-	-	-	-	-
FXU22HR8	-	-	-	-	-
J14CR-U	W16TT	IW16TT	IW16	VW16	-

DENSO STANDARD PLUG	DENSO NICKEL TT	DENSO IRIIDIUM TT	DENSO IRIIDIUM POWER	DENSO IRIIDIUM TOUGH	DENSO IRIIDIUM RACING
J16AR-U11	-	-	-	-	-
J16A-U11	-	-	-	-	-
J16AY	-	-	-	-	-
J16AYR	-	-	-	-	-
J16BR-U	-	-	-	-	-
J16BR-U11	-	-	-	-	-
J16B-U11	-	-	-	-	-
J16CR-U	W16TT	IW16TT	IW16	VW16	-
K16DTR-S11	-	-	-	-	-
K16GPR-U11	-	-	-	-	-
K16HPR-U11	KH16TT	IKH16TT	IKH16	VKH16	-
K16HR-U11	KH16TT	IKH16TT	IKH16	VKH16	-
K16PR-L11	K16TT	IK16TT	IK16	VK16	-
K16PR-P11	K16TT	IK16TT	IK16	VK16	-
K16PR-TP11	K16TT	IK16TT	IK16	VK16	-
K16PR-U	K16TT	IK16TT	IK16	VK16	-
K16PR-U11	K16TT	IK16TT	IK16	VK16	-
K16PR-UR	K16TT	IK16TT	IK16	VK16	-
K16PSR-B8	K16TT	IK16TT	IK16	VK16	-
K16P-U	K16TT	IK16TT	IK16	VK16	-
K16P-U11	K16TT	IK16TT	IK16	VK16	-
K16R-U	K16TT	IK16TT	IK16	VK16	-
K16R-U11	K16TT	IK16TT	IK16	VK16	-
K16TNR-S9	K16TT	IK16TT	IK16	VK16	-
K16TR11	K16TT	IK16TT	IK16	VK16	-
K16-U11	K16TT	IK16TT	IK16	VK16	-
K20BR-S10	K20TT	IK20TT	IK20	VK20	-
K20DTR-S11	-	-	-	-	-
K20HR-U11	KH20TT	IKH20TT	IKH20	VKH20	-

DENSO STANDARD PLUG	DENSO NICKEL TT	DENSO IRIIDIUM TT	DENSO IRIDIUM POWER	DENSO IRIDIUM TOUGH	DENSO IRIDIUM RACING	DENSO STANDARD PLUG	DENSO NICKEL TT	DENSO IRIIDIUM TT	DENSO IRIDIUM POWER	DENSO IRIDIUM TOUGH	DENSO IRIDIUM RACING
K20PBR	K20TT	IK20TT	IK20	VK20	-	KJ14CR11	K16TT	IK16TT	IK16	VK16	-
K20PBR-S 10	K20TT	IK20TT	IK20	VK20	-	KJ14CR-L11	K16TT	IK16TT	IK16	VK16	-
K20PR-L11	K20TT	IK20TT	IK20	VK20	-	KJ16CR	K16TT	IK16TT	IK16	VK16	-
K20PR-SU9	K20TT	IK20TT	IK20	VK20	-	KJ16CR11	K16TT	IK16TT	IK16	VK16	-
K20PR-TP11	K20TT	IK20TT	IK20	VK20	-	KJ16CR-L11	K16TT	IK16TT	IK16	VK16	-
K20PR-U	K20TT	IK20TT	IK20	VK20	-	KJ20CR11	K20TT	IK20TT	IK20	VK20	-
K20PR-U11	K20TT	IK20TT	IK20	VK20	-	KJ20CR-L11	K20TT	IK20TT	IK20	VK20	-
K20PR-UR	K20TT	IK20TT	IK20	VK20	-	KJ20DR-M11	K20TT	IK20TT	IK20	VK20	-
K20PSR-B8	K20TT	IK20TT	IK20	VK20	-	KJ20SR11	K20TT	IK20TT	IK20	VK20	-
K20PTR-S	K20TT	IK20TT	IK20	VK20	-	KJ22CR-L11	-	-	IK22	VK22	-
K20P-U	K20TT	IK20TT	IK20	VK20	-	KJ22CR-L8	-	-	IK22	VK22	-
K20R-U11	K20TT	IK20TT	IK20	VK20	-	L14-U	-	-	-	-	-
K20TNR	K20TT	IK20TT	IK20	VK20	-	M14	-	-	-	-	-
K20TNR-S	K20TT	IK20TT	IK20	VK20	-	M17	-	-	-	-	-
K20TNR-S9	K20TT	IK20TT	IK20	VK20	-	M22	-	-	-	-	-
K20TR11	K20TT	IK20TT	IK20	VK20	-	M24S	-	-	-	-	-
K20TXR	K20TT	IK20TT	IK20	VK20	-	MA16PR-U	-	-	-	-	-
K20-U	K20TT	IK20TT	IK20	VK20	-	MA16PR-U11	-	-	-	-	-
K20-U11	K20TT	IK20TT	IK20	VK20	-	MA20PR-U	-	-	-	-	-
K22PB	-	-	IK22	VK22	-	MA20P-U	-	-	-	-	-
K22PBR-S	-	-	IK22	VK22	-	MA9P-U	-	-	-	-	-
K22PR-L11	-	-	IK22	VK22	-	MW17	-	-	-	-	-
K22PR-U	-	-	IK22	VK22	-	N24EXRB	-	-	IU24/IU24A	-	IU01-24
K22PR-U11	-	-	IK22	VK22	-	P16PR11	-	IW16TT	IW16	VW16	-
K22PR-UR	-	-	IK22	VK22	-	P16PR8	-	IW16TT	IW16	VW16	-
K22TM11	-	-	IK22	VK22	-	P16R	-	IW16TT	IW16	VW16	-
K22TMR11	-	-	IK22	VK22	-	P16R13	-	IW16TT	IW16	VW16	-
K22TNR-S	-	-	IK22	VK22	-	P16R8	-	IW16TT	IW16	VW16	-
K24PR-U11	-	-	IK24	-	IK01-24/ IK02-24	P20PR11	-	IW20TT	IW20	VW20	-

DENSO STANDARD PLUG	DENSO NICKEL TT	DENSO IRIIDIUM TT	DENSO IRIDIUM POWER	DENSO IRIDIUM TOUGH	DENSO IRIDIUM RACING
P20PR8	-	IW20TT	IW20	VW20	-
P20PR-S11	-	IW20TT	IW20	VW20	-
P20R11	-	IW20TT	IW20	VW20	-
P20R8	-	IW20TT	IW20	VW20	-
P22PR8	-	-	IW22	VW22	-
PK16PR11	-	IK16TT	IK16	VK16	-
PK16PR-L11	-	IK16TT	IK16	VK16	-
PK16PR-P11	-	IK16TT	IK16	VK16	-
PK16R11	-	IK16TT	IK16	VK16	-
PK16R8	-	IK16TT	IK16	VK16	-
PK16TR11	-	IK16TT	IK16	VK16	-
PK16TR13	-	IK16TT	IK16	VK16	-
PK20GR8	-	-	-	VKA20	-
PK20PR11	-	IK20TT	IK20	VK20	-
PK20PR-L11	-	IK20TT	IK20	VK20	-
PK20PR-L13	-	IK20TT	IK20	VK20	-
PK20PR-P11	-	IK20TT	IK20	VK20	-
PK20PR-P8	-	IK20TT	-	VK20Y	-
PK20PTR-S9	-	IK20TT	IK20	VK20	-
PK20R11	-	IK20TT	IK20	VK20	-
PK20R13	-	IK20TT	IK20	VK20	-
PK20R8	-	IK20TT	IK20	VK20	-
PK20R-P8	-	IK20TT	IK20	VK20	-
PK20TR11	-	IK20TT	IK20	VK20	-
PK20TR11-G	-	IK20TT	IK20	VK20	-
PK20TR8-G	-	IK20TT	IK20	VK20	-
PK22PR11	-	-	IK22	VK22	-
PK22PR8	-	-	IK22	VK22	-
PK22PR-L11S	-	-	IK22G	VK22G	-

DENSO STANDARD PLUG	DENSO NICKEL TT	DENSO IRIIDIUM TT	DENSO IRIDIUM POWER	DENSO IRIDIUM TOUGH	DENSO IRIDIUM RACING
PKJ16CR8	-	IK16TT	IK16	VK16	-
PKJ16CR-L11	-	IK16TT	IK16	VK16	-
PKJ16CR-L13	-	IK16TT	IK16	VK16	-
PKJ20CR8	-	IK20TT	IK20	VK20	-
PKJ20CR-L11	-	IK20TT	IK20	VK20	-
PKJ20CR-M11	-	IK20TT	IK20	VK20	-
PQ16R	-	IQ16TT	IQ16	VQ16	-
PQ16R13	-	IQ16TT	IQ16	VQ16	-
PQ16R8	-	IQ16TT	IQ16	VQ16	-
PQ16R-P11	-	IQ16TT	IQ16	VQ16	-
PQ20R	-	IQ20TT	IQ20	VQ20	-
PQ20R13	-	IQ20TT	IQ20	VQ20	-
PQ20R8	-	IQ20TT	IQ20	VQ20	-
PQ20R-P11	-	IQ20TT	IQ20	VQ20	-
PQ20R-P8	-	IQ20TT	IQ20	VQ20	-
PT16EPR10	-	IT16TT	IT16	VT16	-
PT16EPR13	-	IT16TT	IT16	VT16	-
PT16EPR-L13	-	IT16TT	IT16	VT16	-
PT16VR10	-	ITV16TT	ITV16	-	-
PT16VR13	-	ITV16TT	ITV16	-	-
PTJ14R15	-	IT16TT	IT16	VT16	-
PTJ16R15	-	IT16TT	IT16	VT16	-
Q14R-U11	Q16TT	IQ16TT	IQ16	VQ16	-
Q16PR-TP11	Q16TT	IQ16TT	IQ16	VQ16	-
Q16PR-U	Q16TT	IQ16TT	IQ16	VQ16	-
Q16PR-U11	Q16TT	IQ16TT	IQ16	VQ16	-
Q16PR-U15	Q16TT	IQ16TT	IQ16	VQ16	-
Q16P-U11	Q16TT	IQ16TT	IQ16	VQ16	-
Q16R-U	Q16TT	IQ16TT	IQ16	VQ16	-

DENSO STANDARD PLUG	DENSO NICKEL TT	DENSO IRIIDIUM TT	DENSO IRIDIUM POWER	DENSO IRIDIUM TOUGH	DENSO IRIDIUM RACING	DENSO STANDARD PLUG	DENSO NICKEL TT	DENSO IRIIDIUM TT	DENSO IRIDIUM POWER	DENSO IRIDIUM TOUGH	DENSO IRIDIUM RACING
Q16R-U11	Q16TT	IQ16TT	IQ16	VQ16	-	S-29A	-	-	-	-	IRE01-27
Q16-U	Q16TT	IQ16TT	IQ16	VQ16	-	S-31A	-	-	-	-	IRE01-31
Q16-U11	Q16TT	IQ16TT	IQ16	VQ16	-	SC20HR11	-	IXEH22TT	-	VCH20	-
Q20PR-U	Q20TT	IQ20TT	IQ20	VQ20	-	SF-24	-	-	-	-	-
Q20PR-U	Q20TT	IQ20TT	IQ20	VQ20	-	SF-50	-	-	-	-	-
Q20PR-U11	Q20TT	IQ20TT	IQ20	VQ20	-	SF-51	-	-	-	-	-
Q20P-U	Q20TT	IQ20TT	IQ20	VQ20	-	SK16HR11	-	IKH16TT	IKH16	VKH16	-
Q20P-U11	Q20TT	IQ20TT	IQ20	VQ20	-	SK16PR-A11	-	IK16TT	IK16	VK16	-
Q20R-U	Q20TT	IQ20TT	IQ20	VQ20	-	SK16PR-E11	-	IK16TT	IK16	VK16	-
Q20R-U11	Q20TT	IQ20TT	IQ20	VQ20	-	SK16PR-F8	-	IK16TT	IK16	VK16	-
Q20-U	Q20TT	IQ20TT	IQ20	VQ20	-	SK16PR-L11	-	IK16TT	IK16	VK16	-
Q20-U11	Q20TT	IQ20TT	IQ20	VQ20	-	SK16R11	-	IK16TT	IK16	VK16	-
Q22PR-U	-	-	IQ22	VQ22	-	SK16R-P11	-	IK16TT	IK16	VK16	-
Q22PR-U11	-	-	IQ22	VQ22	-	SK16R-P8	-	IK16TT	IK16	VK16	-
Q22P-U	-	-	IQ22	VQ22	-	SK20BGR11	-	-	-	VKA20	-
QJ14C11	Q16TT	IQ16TT	IQ16	VQ16	-	SK20BR11	-	-	-	VKB20	-
QJ16AR-U	-	-	-	-	-	SK20HPR-L11	-	IKH20TT	IKH20	VKH20	-
QJ16AR-U11	-	-	-	-	-	SK20HR11	-	IKH20TT	IKH20	VKH20	-
QJ16CR11	Q16TT	IQ16TT	IQ16	VQ16	-	SK20PR-A11	-	IK20TT	IK20	VK20	-
QJ16HR-U9	-	-	-	-	-	SK20PR-A8	-	IK20TT	IK20	VK20	-
QJ20CR11	Q20TT	IQ20TT	IQ20	VQ20	-	SK20PR-B8	-	IK20TT	IK20	VK20	-
QL20PR-U	-	-	-	-	-	SK20PR-F8	-	IK20TT	IK20	VK20	-
QL20TR-S	-	-	-	-	-	SK20PR-L11	-	IK20TT	IK20	VK20	-
QL22TR-S	-	-	-	-	-	SK20PR-L9	-	IK20TT	IK20	VK20	-
RU01-27	-	-	-	-	IU01-27/ RU01-27	SK20PR-N9	-	IK20TT	IK20	VK20	-
RU01-31	-	-	-	-	IU01-31/ RU01-31	SK20PR-N9S	-	IK20TT	IK20G	VK20G	-
RU01-34	-	-	-	-	IU01-34/ RU01-34	SK20R11	-	IK20TT	IK20	VK20	-
S22PR-A7	-	-	IW22	VW22	-	SK20R5	-	-	-	-	-
S-29	-	-	-	-	IRE01-27	SK20R5G	-	-	-	-	-

DENSO STANDARD PLUG	DENSO NICKEL TT	DENSO IRIIDIUM TT	DENSO IRIIDIUM POWER	DENSO IRIIDIUM TOUGH	DENSO IRIIDIUM RACING
SK20R8	-	IK20TT	-	VK20Y	-
SK20R-P11	-	IK20TT	IK20	VK20	-
SK20R-P13	-	IK20TT	IK20	VK20	-
SK22PR-M11	-	-	IK22	VK22	-
SK22PR-M11S	-	-	IK22G	VK22G	-
SKJ16CR-A8	-	IK16TT	IK16	VK16	-
SKJ16CR-L11	-	IK16TT	IK16	VK16	-
SKJ16DR-M11	-	IK16TT	IK16	VK16	-
SKJ20CR-A8	-	IK20TT	IK20	VK20	-
SKJ20DR-M11	-	IK20TT	IK20	VK20	-
SKJ20DR-M11S	-	IK20TT	IK20G	VK20G	-
SKJ20DR-M13	-	IK20TT	IK20	VK20	-
SVK20RZ11	-	IK20TT	IK20	VK20	-
SVK20RZ8	-	IK20TT	-	VK20Y	-
SXE22HQR11S	-	-	-	-	-
SXU16HPR9	-	-	-	-	-
SXU22HCR11	-	-	IXUH22I	VXUH22I	-
SXU22HCR11S	-	-	-	-	-
SXU22HCR8S	-	-	-	-	-
SXU22HDR8	-	-	IXUH22	VXUH22	-
SXU22HPR11	-	-	IXUH22I	VXUH22I	-
SXU22HPR9	-	-	IXUH22I	VXUH22I	-
SXU22PR9	-	-	IXU22	VXU22	-
SXU22PR-A9	-	-	IXU22	VXU22	-
T14PR-U	-	ITF16TT	ITF16	-	-
T14PR-U15	-	ITF16TT	ITF16	-	-
T16EPR-U	T16TT	IT16TT	IT16	VT16	-
T16EPR-U15	T16TT	IT16TT	IT16	VT16	-
T16NR-U11	T16TT	IT16TT	IT16	VT16	-

DENSO STANDARD PLUG	DENSO NICKEL TT	DENSO IRIIDIUM TT	DENSO IRIIDIUM POWER	DENSO IRIIDIUM TOUGH	DENSO IRIIDIUM RACING
T16PR-U	-	ITF16TT	ITF16	-	-
T16PR-U11	-	ITF16TT	ITF16	-	-
T16PR-U15	-	ITF16TT	ITF16	-	-
T16P-U	-	ITF16TT	ITF16	-	-
T16R-U	-	-	-	-	-
T16R-U15	-	-	-	-	-
T16-U15	-	-	-	-	-
T16VR-U10	TV16TT	ITV16TT	ITV16	-	-
T20EPR-U	T20TT	IT20TT	IT20	VT20	-
T20EPR-U15	T20TT	IT20TT	IT20	VT20	-
T20EP-U	T20TT	IT20TT	IT20	VT20	-
T20EP-U15	T20TT	IT20TT	IT20	VT20	-
T20MP-U	-	-	-	-	-
T20M-U	-	-	-	-	-
T20NR-U11	T20TT	IT20TT	IT20	VT20	-
T20PR-U	-	ITF20TT	ITF20	-	-
T20PR-U11	-	ITF20TT	ITF20	-	-
T20PR-U15	-	ITF20TT	ITF20	-	-
T20P-U	-	ITF20TT	ITF20	-	-
T20R-U	-	-	-	-	-
T22EP-U	-	-	IT22	-	-
T22MP-U	-	-	-	-	-
T22M-U	-	-	-	-	-
TJ14R-P15	T16TT	IT16TT	IT16	VT16	-
TR22-10	-	-	IWF22	-	-
U14FSR-UB	-	-	IUF14-UB	-	-
U14FS-UB	-	-	IUF14-UB	-	-
U16FER9	-	-	-	-	-
U16FSR-U	-	-	-	-	-

DENSO STANDARD PLUG	DENSO NICKEL TT	DENSO IRIIDIUM TT	DENSO IRIDIUM POWER	DENSO IRIDIUM TOUGH	DENSO IRIDIUM RACING	DENSO STANDARD PLUG	DENSO NICKEL TT	DENSO IRIIDIUM TT	DENSO IRIDIUM POWER	DENSO IRIDIUM TOUGH	DENSO IRIDIUM RACING
U16FSR-UB	-	-	-	-	-	U31ESR-N	-	-	IU31	-	IU01-31/ RU01-31
U16FS-U	-	-	-	-	-	U31ETR	-	-	IU31A	-	IU01-31/ RU01-31
U16FS-UB	-	-	-	-	-	W14E	-	-	-	-	-
U20EPR9	-	-	IU20	-	-	W14EKR-S11	-	-	-	-	-
U20ESR-N	-	-	IU20	-	-	W14EPR-U	W16TT	IW16TT	IW16	VW16	-
U20FSR-U	-	-	IUF22	-	-	W14EP-U	W16TT	IW16TT	IW16	VW16	-
U20FS-U	-	-	IUF22	-	-	W14EXR-U	W16TT	IW16TT	IW16	VW16	-
U22EPR9	-	-	IU22	-	-	W14EXR-U11	W16TT	IW16TT	IW16	VW16	-
U22ES-N	-	-	IU22	-	-	W14EXR-U13	W16TT	IW16TT	IW16	VW16	-
U22ESR-N	-	-	IU22	-	-	W14EX-U	W16TT	IW16TT	IW16	VW16	-
U22ETR	-	-	-	-	-	W14EX-U11	W16TT	IW16TT	IW16	VW16	-
U22FER9	-	-	-	-	-	W14FP-L	-	-	IWF16	-	-
U22FSR-U	-	-	IUF22	-	-	W14FPR-U	-	-	IWF16	-	-
U22FS-U	-	-	IUF22	-	-	W14FPR-UL	-	-	IWF16	-	-
U24EPR9	-	-	IU24A	-	IU01-24	W14FPR-UL10	-	-	IWF16	-	-
U24ES-N	-	-	IU24	-	IU01-24	W14FP-U	-	-	IWF16	-	-
U24ESR-N	-	-	IU24	-	IU01-24	W14FP-UL	-	-	IWF16	-	-
U24ESR-NB	-	-	IU24	-	IU01-24	W14FP-UL10	-	-	IWF16	-	-
U24ETR	-	-	IU24A	-	IU01-24	W14FR-L	-	-	IWF16	-	-
U24FE9	-	-	IUH24	-	IU01-24	W14FR-U	-	-	-	-	-
U24FER9	-	-	IUH24	-	IU01-24	W14F-U	-	-	-	-	-
U24FER9S	-	-	IUH24	-	IU01-24	W14L	-	-	-	-	-
U24FSR-U	-	-	IUF24	-	-	W14LM-U	-	-	-	-	-
U24FS-U	-	-	IUF24	-	-	W14LM-US	-	-	-	-	-
U27ES-N	-	-	IU27	-	IU01-27/ RU01-27	W14MPR-U10	-	-	-	-	-
U27ESR-N	-	-	IU27	-	IU01-27/ RU01-27	W14MP-U10	-	-	-	-	-
U27ESR-NB	-	-	IU27	-	IU01-27/ RU01-27	W14MR-U	-	-	-	-	-
U27ETR	-	-	IU27A	-	IU01-27/ RU01-27	W14M-U	-	-	-	-	-
U27FER9	-	-	IUH27	-	IU01-27/ RU01-27	W14PR-U	-	-	-	-	-

DENSO STANDARD PLUG	DENSO NICKEL TT	DENSO IRIIDIUM TT	DENSO IRIIDIUM POWER	DENSO IRIIDIUM TOUGH	DENSO IRIIDIUM RACING
W14-U	-	-	-	-	-
W16DTR-S	-	-	-	-	-
W16EKR-S11	W16TT	IW16TT	IW16	VW16	-
W16EP	W16TT	IW16TT	IW16	VW16	-
W16EP11	W16TT	IW16TT	IW16	VW16	-
W16EPB 10	W16TT	IW16TT	IW16	VW16	-
W16EPR	W16TT	IW16TT	IW16	VW16	-
W16EPR11	W16TT	IW16TT	IW16	VW16	-
W16EPR-U	W16TT	IW16TT	IW16	VW16	-
W16EPR-U10	W16TT	IW16TT	IW16	VW16	-
W16EPR-U11	W16TT	IW16TT	IW16	VW16	-
W16EP-U	W16TT	IW16TT	IW16	VW16	-
W16EP-U11	W16TT	IW16TT	IW16	VW16	-
W16ESR-U	-	-	-	-	-
W16ES-U	-	-	-	-	-
W16ETR-S	W16TT	IW16TT	IW16	VW16	-
W16ET-S	W16TT	IW16TT	IW16	VW16	-
W16EXR-U	W16TT	IW16TT	IW16	VW16	-
W16EXR-U	W16TT	IW16TT	IW16	VW16	-
W16EXR-U11	W16TT	IW16TT	IW16	VW16	-
W16EXR-U11	W16TT	IW16TT	IW16	VW16	-
W16EXR-U13	W16TT	IW16TT	IW16	VW16	-
W16EX-U	W16TT	IW16TT	IW16	VW16	-
W16EX-U11	W16TT	IW16TT	IW16	VW16	-
W16EX-U13	W16TT	IW16TT	IW16	VW16	-
W16FPR-U	-	-	IWF16	-	-
W16FP-U	-	-	IWF16	-	-
W16FP-U10	-	-	IWF16	-	-
W16FSR	-	-	-	-	-

DENSO STANDARD PLUG	DENSO NICKEL TT	DENSO IRIIDIUM TT	DENSO IRIIDIUM POWER	DENSO IRIIDIUM TOUGH	DENSO IRIIDIUM RACING
W16FS-U	-	-	-	-	-
W16LS	-	-	-	-	-
W16PR-U	-	-	-	-	-
W16S-U	-	-	-	-	-
W20DTR-S	-	-	-	-	-
W20DTR-SA	-	-	-	-	-
W20EAR	-	-	-	-	-
W20EKR-S11	W20TT	IW20TT	IW20	VW20	-
W20EP	W20TT	IW20TT	IW20	VW20	-
W20EP11	W20TT	IW20TT	IW20	VW20	-
W20EPB	W20TT	IW20TT	IW20	VW20	-
W20EPBR-S	W20TT	IW20TT	IW20	VW20	-
W20EPR	W20TT	IW20TT	IW20	VW20	-
W20EPR11	W20TT	IW20TT	IW20	VW20	-
W20EPR-S11	W20TT	IW20TT	IW20	VW20	-
W20EPR-U	W20TT	IW20TT	IW20	VW20	-
W20EPR-U10	W20TT	IW20TT	IW20	VW20	-
W20EPR-U11	W20TT	IW20TT	IW20	VW20	-
W20EP-S11	W20TT	IW20TT	IW20	VW20	-
W20EP-U	W20TT	IW20TT	IW20	VW20	-
W20EP-U11	W20TT	IW20TT	IW20	VW20	-
W20ESR-U	-	-	-	-	-
W20ES-U	-	-	-	-	-
W20ETR-L	W20TT	IW20TT	IW20	VW20	-
W20ET-S	W20TT	IW20TT	IW20	VW20	-
W20EXR-U	W20TT	IW20TT	IW20	VW20	-
W20EXR-U11	W20TT	IW20TT	IW20	VW20	-
W20EXR-U13	W20TT	IW20TT	IW20	VW20	-
W20EX-U	W20TT	IW20TT	IW20	VW20	-

DENSO STANDARD PLUG	DENSO NICKEL TT	DENSO IRIIDIUM TT	DENSO IRIDIUM POWER	DENSO IRIDIUM TOUGH	DENSO IRIDIUM RACING	DENSO STANDARD PLUG	DENSO NICKEL TT	DENSO IRIIDIUM TT	DENSO IRIDIUM POWER	DENSO IRIDIUM TOUGH	DENSO IRIDIUM RACING
W20EX-U11	W20TT	IW20TT	IW20	VW20	-	W22EPR	W22TT	-	IW22	VW22	-
W20EX-U13	W20TT	IW20TT	IW20	VW20	-	W22EPR11	W22TT	-	IW22	VW22	-
W20FP	WF20TT	-	IWF20	-	-	W22EPR-U	W22TT	-	IW22	VW22	-
W20FP-L	WF20TT	-	IWF20	-	-	W22EPR-U11	W22TT	-	IW22	VW22	-
W20FPR	WF20TT	-	IWF20	-	-	W22EP-S11	W22TT	-	IW22	VW22	-
W20FPR-U	WF20TT	-	IWF20	-	-	W22EP-U	W22TT	-	IW22	VW22	-
W20FPR-U10	WF20TT	-	IWF20	-	-	W22EP-U11	W22TT	-	IW22	VW22	-
W20FP-U	WF20TT	-	IWF20	-	-	W22ESR	-	-	-	-	-
W20FP-U10	WF20TT	-	IWF20	-	-	W22ESR-U	-	-	-	-	-
W20FR-L	WF20TT	-	IWF20	-	-	W22ES-U	-	-	-	-	-
W20FR-L9	WF20TT	-	IWF20	-	-	W22ETR-L	W22TT	-	IW22	VW22	-
W20FS	-	-	IWF22	-	-	W22ETR-L8	W22TT	-	IW22	VW22	-
W20FSR	-	-	IWF22	-	-	W22FPR	-	-	IWF22	-	-
W20FSR-U	-	-	IWF22	-	-	W22FPR-U	-	-	IWF22	-	-
W20FS-U	-	-	IWF22	-	-	W22FP-U	-	-	IWF22	-	-
W20MPR-U10	-	-	-	-	-	W22FP-U10	-	-	IWF22	-	-
W20MP-U	-	-	-	-	-	W22FSR	-	-	IWF22	-	-
W20MP-U10	-	-	-	-	-	W22FS-U	-	-	IWF22	-	-
W20MR-U	-	-	-	-	-	W22FS-U10	-	-	IWF22	-	-
W20M-U	-	-	-	-	-	W22MPR-U	-	-	-	-	-
W20M-US	-	-	-	-	-	W22MP-U	-	-	-	-	-
W20PR-U	-	-	-	-	-	W22M-U	-	-	-	-	-
W20P-U	-	-	-	-	-	W22S-U	-	-	-	-	-
W20SR-U	-	-	-	-	-	W24EMR-C	-	-	IWM24	-	-
W20S-U	-	-	-	-	-	W24EP	-	-	IW24	-	IW01-24
W22EBR	-	-	-	-	-	W24EPR	-	-	IW24	-	IW01-24
W22EKR-S11	W22TT	-	IW22	VW22	-	W24EPR-U	-	-	IW24	-	IW01-24
W22EP	W22TT	-	IW22	VW22	-	W24EP-U	-	-	IW24	-	IW01-24
W22EPB	W22TT	-	IW22	VW22	-	W24ESR	-	-	IW24	-	IW01-24

DENSO STANDARD PLUG	DENSO NICKEL TT	DENSO IRIIDIUM TT	DENSO IRIDIUM POWER	DENSO IRIDIUM TOUGH	DENSO IRIDIUM RACING
W24ESR-U	-	-	IW24	-	IW01-24
W24ESR-V	-	-	IW24	-	IW01-24
W24ES-U	-	-	IW24	-	IW01-24
W24ES-V	-	-	IW24	-	IW01-24
W24FPR	-	-	IWF24	-	-
W24FPR-U10	-	-	IWF24	-	-
W24FP-U	-	-	IWF24	-	-
W24FR-L	-	-	IWF24	-	-
W24FSR	-	-	IWF24	-	-
W24FSR-U10	-	-	IWF24	-	-
W24FS-U	-	-	IWF24	-	-
W24FS-U10	-	-	IWF24	-	-
W24S-U	-	-	-	-	-
W25EDR14	-	-	-	-	IRE01-27
W27EBR	-	-	-	-	IRE01-27
W27EDR14	-	-	-	-	IRE01-27
W27EDR14	-	-	-	-	IRE01-27
W27EMR-C	-	-	IWM27	-	IWM01-29
W27ESR	-	-	IW27	-	IW01-27/ IW06-27
W27ESR-U	-	-	IW27	-	IW01-27/ IW06-27
W27ESR-V	-	-	IW27	-	IW01-27/ IW06-27
W27ES-U	-	-	IW27	-	IW01-27/ IW06-27
W27ES-V	-	-	IW27	-	IW01-27/ IW06-27
W27FSR	-	-	IWF27	-	-
W27FSR-U10	-	-	IWF27	-	-
W27FS-U	-	-	IWF27	-	-
W27FS-U10	-	-	IWF27	-	-
W27S-U	-	-	-	-	-
W29EBR	-	-	-	-	IRE01-31

DENSO STANDARD PLUG	DENSO NICKEL TT	DENSO IRIIDIUM TT	DENSO IRIDIUM POWER	DENSO IRIDIUM TOUGH	DENSO IRIDIUM RACING
W31ESR-U	-	-	IW31	-	IW01-31/ IW06-31
W31ES-U	-	-	IW31	-	IW01-31/ IW06-31
W31FS	-	-	-	-	-
W31S-U	-	-	-	-	-
W9EP	-	-	-	-	-
W9EP	-	-	-	-	-
W9EXR-U	-	-	-	-	-
W9EX-U	-	-	-	-	-
W9FP	-	-	-	-	-
W9FP-UL	-	-	-	-	-
W9LMR-US	-	-	-	-	-
W9LM-US	-	-	-	-	-
W9PR-U	-	-	-	-	-
W9P-U	-	-	-	-	-
W9-U	-	-	-	-	-
X16EPR-U9	-	-	-	-	-
X16FSR-U	-	-	-	-	-
X20EPR-U9	-	-	-	-	-
X20ESR-U	-	-	-	-	-
X20ES-U	-	-	-	-	-
X20FSR-U	-	-	-	-	-
X20FS-U	-	-	-	-	-
X22EPR-U9	-	-	IX22B	-	-
X22EP-U9	-	-	IX22B	-	-
X22ESR-U	-	-	IX22	-	-
X22ESR-UB	-	-	IX22	-	-
X22ES-U	-	-	IX22	-	-
X24EPR-U9	-	-	IX24B	-	IXU01-24
X24EP-U9	-	-	IX24B	-	IXU01-24

DENSO STANDARD PLUG	DENSO NICKEL TT	DENSO IRIIDIUM TT	DENSO IRIDIUM POWER	DENSO IRIDIUM TOUGH	DENSO IRIDIUM RACING
X24ESR-U	-	-	IX24	-	IXU01-24
X24ES-U	-	-	IX24	-	IXU01-24
X24FS-U	-	-	-	-	-
X24GPR-U	-	-	IXG24	-	IXU01-24
X24GP-U	-	-	IXG24	-	IXU01-24
X27EPR-U9	-	-	IX27B	-	IXU01-27
X27EP-U9	-	-	IX27B	-	IXU01-27
X27ESR-U	-	-	IX27	-	IXU01-27
X27ES-U	-	-	IX27	-	IXU01-27
X27ETR	-	-	IX27	-	IXU01-27
X27GPR-U	-	-	IXG27	-	IXU01-27
X31ESR-U	-	-	-	-	IXU01-31
X31ES-U	-	-	-	-	IXU01-31
X31ETR	-	-	-	-	IXU01-31
XE20HR-U9	-	IXEH20TT	-	VFXEH20	-
XU20EPR-U	-	-	IXU22	VXU20	-
XU20HR9	XUH20TTI	-	IXUH20I	VXUH20I	-
XU22EP-P	-	-	IXU22	VXU22	-
XU22EPR-U	XU22TT	-	IXU22	VXU22	-
XU22EPR-U	XU22TT	-	IXU22	VXU22	-
XU22EP-U	XU22TT	-	IXU22	VXU22	-
XU22HDR9	XUH22TT	-	IXUH22	VXUH22	-
XU22HR9	XUH22TTI	-	IXUH22I	VXUH22I	-
XU22PR9	XU22TT	-	IXU22	VXU22	-
XU24EPR-U	-	-	IXU24	VXU24	IXU01-24
XU24EP-U	-	-	IXU24	VXU24	IXU01-24
XU27EPR-U	-	-	IXU27	-	IXU01-27
Y24FER-C	-	-	IY24	-	-
Y27FER-C	-	-	IY27	-	-

DENSO STANDARD PLUG	DENSO NICKEL TT	DENSO IRIIDIUM TT	DENSO IRIDIUM POWER	DENSO IRIDIUM TOUGH	DENSO IRIDIUM RACING
Y31FER-C	-	-	IY31	-	-
ZC20HPR11	-	IXEH22TT	-	VCH20	-
ZK20HQR8	-	-	-	VKH20Y	-
ZT20EPR11	-	IT20TT	IT20	VT20	-
ZTJ16R10	-	IT16TT	IT16	VT16	-
ZTJ16VR10	-	ITV16TT	ITV16	-	-
ZXE20HR13	-	IXEH20TT	-	VFXEH20	-
ZXE27HBR8	-	-	-	VXEBH27	-
ZXU20HCR8	-	-	-	-	-
ZXU20PR11	-	-	-	VXU20	-
ZXU22HBR11	-	-	-	-	-



A series of horizontal lines for taking notes, spanning the width of the page.

SPARK PLUGS ARE THE
HEART OF YOUR ENGINE



ONLY TRUST THE BEST.

DENSO

SPARK PLUGS

www.densoautoparts.com.au



DENSO



DENSO AUTOMOTIVE SYSTEMS AUSTRALIA PTY.LTD

2-46 Merrindale Drive, Croydon, 3136, Victoria

Email: info@denso.com.au

Phone: 03 8761 1449

Web: www.densoautoparts.com.au